



City of Meriden, Connecticut

Purchasing Department

Invitation to Bid

For

Israel Putnam Elementary School Chiller Replacement

Meriden, CT

B021-26

Proposals Due: March 18, 2021 @ 11:30 A.M.

Purchasing Department

142 East Main Street, Room 210

Meriden, CT 06450

(203) 630-4115

LEGAL NOTICE

INVITATION TO BID

The City of Meriden is accepting sealed bids for:

B021-26 Israel Putnam Elementary School Chiller Replacement

The City of Meriden, Meriden Public Schools seeks the services of a contractor to furnish labor and materials to replace the Chiller at Israel Putnam Elementary School, 133 Parker Avenue, Meriden, CT 06450.

Bids shall be submitted on forms and in the manner specified. Forms and specifications may be obtained from the Purchasing Department, on the City of Meriden website (www.meridenct.gov/business/bids-rfps/), and on the State of Connecticut Department of Administrative Services website (www.biznet.ct.gov). Bids will be accepted at the Purchasing Department, 142 East Main Street, Room 210, Meriden, Connecticut 06450 until **11:30 A.M. local, Eastern Standard Time on March 18, 2021** at which time they will be publicly opened and read. Any bid received after the time and date specified shall not be considered. There will be a NON-MANDATORY walk-through scheduled for Tuesday, March 9, 2021 at 10:00 AM at Israel Putnam Elementary School, 133 Parker Avenue, Meriden, CT 06450.

Each bid shall be accompanied by a Certified Check or Bid Bond in the amount of Ten (10%) percent of the amount bid.

The right is reserved to reject any or all bids, in whole or in part, to award any item, group of items, or total bid, and to waive informality or technical defects, if it is deemed to be in the best interest of the City of Meriden. No bidder may withdraw its bid within ninety (90) days of the date of the bid opening. Labor and Material Payment Bond and a Performance Bond for One Hundred Percent (100%) of the contract price, with a corporate surety approved by the City of Meriden, will be required of the lowest responsible bidder.

The attention of bidders is directed to the requirement for minimum wage rates to be paid under this contract.

This contract is subject to state set-aside and contract compliance requirements.

The City of Meriden is an Affirmative Action/Equal Opportunity Employer. Disadvantaged, minority, small, and women business enterprises are encouraged to respond.

Adam B. Tulin
Purchasing Officer
City of Meriden, CT 06450-8022
Dated: February 23, 2021

**ISRAEL PUTNAM ELEMENTARY SCHOOL – CHILLER REPLACEMENT
MERIDEN, CONNECTICUT**

SECTION 00010

TABLE OF CONTENTS

GENERAL

00000	COVER
00010	TABLE OF CONTENTS
00020	LIST OF DRAWINGS

DIVISION 0 – BIDDING REQUIREMENTS AND CONTRACT FORMS

LEGAL NOTICE (INVITATION TO BID)
INFORMATION TO BIDDERS
NON COLLUSIVE BID STATEMENT
BIDDERS QUALIFICATIONS
FORM OF SURETY/BID BOND
PROPOSAL PAGES
PREVAILING WAGE RATES
EJCDC STANDARD FORM OF AGREEMENT
GENERAL CONDITIONS
SUPPLEMENTAL CONDITIONS - INCLUDES INSURANCE REQUIREMENTS AND
PERFORMANCE BOND & LABOR MATERIAL BOND

DIVISION 23 – MECHANICAL

200050	GENERAL CONDITIONS FOR MECHANICAL AND ELECTRICAL SYSTEMS
230548	VIBRATION ISOLATION AND SEISMIC RESTRAINTS
230593	TESTING, ADJUSTING AND BALANCING.
230700	INSULATION
232113	HYDRONIC PIPING
236426	AIR-COOLED WATER CHILLER

DIVISION 26 – ELECTRICAL

260000	GENERAL ELECTRICAL
260500	BASIC ELECTRICAL MATERIALS & METHODS
262923	VARIABLE FREQUENCY DRIVES

END OF TABLE OF CONTENTS

**ISRAEL PUTNAM ELEMENTARY SCHOOL – CHILLER REPLACEMENT
MERIDEN, CONNECTICUT**

SECTION 00020

LIST OF DRAWINGS

COVER

MECHANICAL

M1.1 CHILLER ROOM PART PLAN - MECHANICAL DEMOLITION AND NEW WORK

M 2.1 MECHANICAL SCHEDULES, DETAILS AND CONTROL DIAGRAM

ELECTRICAL

E1.1 CHILLER ROOM PART PLAN- ELECTRICAL DEMOLITION AND NEW WORK

CITY OF MERIDEN, CONNECTICUT

B021-26 ISRAEL PUTNAM ELEMENTARY SCHOOL CHILLER REPLACEMENT

INFORMATION TO BIDDERS

1. BIDDING PROCEDURES

Sealed Bids shall be submitted on the forms designated by the attached proposal bid forms. Bids will be received by the City of Meriden's Purchasing Department, Room 210, City Hall, 142 East Main Street, Meriden, Connecticut, 06450-8022 until 11:30 a.m. on March 18, 2021 and thereafter immediately read in public (the "bid opening").

2. BIDS

Bids are to be submitted on the attached proposal forms. Please submit two copies of the proposal forms and Bidder's Qualification Statement. One shall be an original and one can be a copy. **Please submit one additional copy of the bid on a flash drive.**

BID WILL BE AUTOMATICALLY REJECTED FOR ANYONE SUBMITTING A SURETY OTHER THAN THOSE SPECIFIED.

- a. Bids must be made out and signed in the corporate, or other, name of Bidder, and must be fully and properly executed by an authorized person.
- b. The sealed envelope must denote the Bidder's name and address in the upper left hand corner and the words "BID DOCUMENT – Israel Putnam Elementary School Chiller Replacement to be opened at 11:30 a.m." in the lower left hand corner.
- c. Bids received later than the time and date specified will not be considered.
- d. Amendments to or withdrawal of bids received later than the date and time set forth in the bid opening will not be considered.
- e. All prices must be in ink or typewritten. In the event of a bidder's mathematical error in tabulating any bid prices, *the written unit prices shall govern.*

3. BIDDER QUALIFICATIONS

Bidders will be required to fill out, and include as part of its bid, any attached Bidder's Qualification Statement.

In determining the qualifications of a bidder, the City of Meriden will consider the bidder's record of performance in any prior contracts for construction work. The City of Meriden expressly reserves the right to reject a bid if the bidder's historical performance, in the sole opinion of the City of Meriden, has been unsatisfactory in any manner or if the bidder has habitually and without just cause neglected the payment of bills or has otherwise disregarded its obligations to subcontractors, suppliers, or employees.

4. EXAMINATION OF BIDDING DOCUMENTS

Bidders are to examine all documents and visit the site in order to make a thorough examination of the conditions so that the bidder may familiarize itself with all of the existing requirements, conditions, and difficulties that will affect the execution of the work in order to determine the amount of work necessary to carry out the true intent of the specifications and work shown on the drawings.

The City of Meriden and its agents do not have any responsibility for the accuracy, completeness, or sufficiency of any bid document obtained from any other source other than from the City of Meriden. Obtaining documents from any other source(s) may result in obtaining incomplete and inaccurate information. Obtaining documents from any other source may also result in failure to receive any addenda, corrections, or other revisions to the documents that may be issued.

No request shall be honored if such request is made less than seven (7) calendar days prior to the date fixed for the opening of bids. Any and all such interpretations, and any supplementary instructions, will be in the form of a written addenda to the specifications which, if issued, will be made available on the City of Meriden website (www.meridenct.gov) unless it is to change the date fixed for the opening of bids, not later than three (3) days prior to the date fixed for the opening of bids. Bidders are encouraged to check the website regularly for addenda. Failure of any bidder to receive any such addenda shall not relieve any bidder from any obligations under its bid as submitted.

Any questions about the bid document must be submitted in writing via email to meridenpurchasing@meridenct.gov. Any other format of question will not be answered.

5. BIDS TO REMAIN OPEN

No bidder may withdraw its bid within ninety (90) days of the date of the bid opening. Should there be reason why the contract cannot be awarded within the specified period, the time may be extended by mutual agreement between the City of Meriden and the successful bidder.

6. AWARD OF CONTRACT

The Purchasing Officer reserves the right to make an award on the bid which, by the Purchasing Officer's judgment and recommendation from the Meriden Public Schools following bid evaluations, best meets the specifications and is deemed to be in the best interest of the City of Meriden.

The contract will not be awarded to any corporation, firm, or individual which/who is in arrears to the City of Meriden by debt or contract, or who is in default as security or otherwise by any obligation to the City of Meriden.

The right is reserved to reject any or all bids, in whole or in part, to award any item, group of items, or total bid, and to waive informality or technical defects, if it is deemed to be in the best interest of the City of Meriden.

7. BID PROTEST PROCEDURE

In the event that any bidder wishes to protest the potential award of a bid, or any procedure of act in the advertising or soliciting of the bids, said bidder must make said protest in writing, which shall state the reason therefore and request a conference with respect thereto. Said protest must be received in the City Purchasing Office within **FIVE (5)** business days after the delivery of bid results or decisions. A conference with respect to said protest shall be scheduled by the Purchasing Officer forthwith and shall be attended by him or his designee and such other persons as the Purchasing Officer and the City Manager shall require to attend. The subject matter of said conference shall be limited to the reasons for the protest specified in the written request for said conference. Said conference shall also include a discussion of all possibilities for a resolution of dispute. The City shall make a decision in writing within three (3) business days after said conference and forward the same to the protesting bidder forthwith. In the event that any protesting bidder wishes to take legal action against the City, they must fully comply with all of these instructions to bidders.

8. CITY OF MERIDEN, LOCAL PREFERENCE – N/A

9. EXTENSION OF AGREEMENT – N/A

10. TIME

Inasmuch as the contract concerns a public improvement, the provisions of the contract relating to the time of performance and completion of the work are of the essence of the contract. Accordingly, the successful bidder/contractor (“Contractor”) shall begin work on the day specified in paragraph 2.04 of the General Conditions and shall perform the work diligently so as to permit full use not later than the first day following the construction period established in the Contract. See paragraph 10 entitled “Liquidated Damages” of the Agreement between City of Meriden, as owner, and the Contractor.

11. SCHEDULE OF WORK

The Contractor shall schedule all work in a manner that will not disrupt City of Meriden operations. Once the work has begun, the Contractor shall work full-time until completion of the Contract.

12. TAXES

The City of Meriden is exempt under Connecticut General Statutes from the payment of the excise taxes imposed by the federal government and the Sales and Use Tax of the State of Connecticut; such taxes should not be included in the bid price. Upon request, exemption

certificates will be furnished to the successful bidder.

13. FAIR EMPLOYMENT PRACTICES

The Contractor shall agree that neither it or its subcontractors, except in the case of a bona fide occupational qualification or need, to refuse to hire or employ or to bar or to discharge from employment any individual or to discriminate against such individual in compensation or in terms, conditions or privileges of employment because of the individual's race, color, religious creed, age, sex, gender identity or expression, marital status, national origin, ancestry, present or past history of mental disability, intellectual disability, learning disability, physical disability, including, but not limited to, blindness or status as a veteran. The aforementioned terms are obtained from Connecticut General Statutes Section 46a-60, *et seq.*, entitled "Discriminatory employment practices prohibited," as amended.

14. FORM OF AGREEMENT BETWEEN CITY OF MERIDEN AND CONTRACTOR

The Agreement for the work will be written on the Agreement between City of Meriden and Contractor, wherein the basis of payment is a stipulated sum.

15. LOCAL SUBCONTRACTORS, SUPPLIERS, etc.

Local subcontractors, material suppliers, and labor in the City of Meriden should be considered and sought out insofar as it is practical in the performance of this project.

16. CITY OF MERIDEN CODE OF ETHICS

The City of Meriden has adopted a Code of Ethics located in Chapter 21 of the Code of the City of Meriden, sections 21-1 through 21-15, inclusive, which are expressly incorporated herein by reference. The terms of the Code of Ethics shall constitute a part of any contract or agreement entered into by the City of Meriden as a result of this bid as if those terms were fully set forth in such contract or agreement.

Bidders are specifically advised that the Code of Ethics prohibits public officers and employees, as well as their immediate families and businesses, with which they are associated from participating in any transaction which is incompatible with the proper discharge of official duties or responsibilities. Bidders are also advised that the Code of Ethics contain provisions with respect to paid contractors and former employees and officials.

BIDDERS SHOULD NOTE THAT BIDS, CONTRACTS, AND AGREEMENTS ENTERED INTO OR AWARDED IN VIOLATION OF THE CODE OF ETHICS ARE VOIDABLE BY RESOLUTION OF THE CITY COUNCIL OF THE CITY OF MERIDEN.

Copies of the Code of Ethics may be obtained from the office of the City Clerk or may be found online on the City of Meriden's website.

17. NON-COLLUSION BID STATEMENT

Each bidder submitting a bid to the City of Meriden for any portion of the work contemplated by the documents on which bidding is based shall execute and attach thereto the sworn Non-Collusive Bid Statement, to the effect that the bidder has not colluded with any other person, firm, or corporation in the submission of the bid.

18. SOIL CONDITIONS

The City of Meriden does not guarantee the accuracy of any information which it may have obtained as to the kind or condition of the soil that may be encountered in the performance of the proposed work; neither does the City of Meriden represent that the plans and specifications drawn are based upon any soil data so obtained. The City of Meriden does not make any representations as to the soil data so obtained. The City of Meriden does not make any representations as to the soil conditions to be encountered or as to foundation materials.

19. AWARD IN CASE OF A TIE

In the event there are two or more responsive bidders, the decision to award will be based by the following criteria and in the following order:

- a. The incumbent will be awarded the bid over that of another bidder.
- b. In the case of a multi-item bid, if one bidder has been awarded other items from the same bid and the other bidder has not, the bidder with the multiple awards will be awarded the bid over that of another bidder.
- c. The bidder located in the State of Connecticut will be awarded the bid over that of another bidder.
- d. The winner of a coin toss will be awarded the bid over that of another bidder.

The above-referenced provisions do not apply to those situations in which more than one City-based business responsible bidder has submitted bids not more than ten (10) percent higher than the lowest bid and has agreed to accept the award of the bid at the amount of the lowest bid. Under such circumstances, the provisions of the Code of the City of Meriden, section 13-4, are controlling, as set forth under Section 8 of this 'Information to Bidders.'

20. ASSIGNMENT OF CONTRACT

No contract may be assigned without the written consent of the Purchasing Officer or designee.

21. PERMITS

The Contractor shall be responsible for obtaining any and all necessary permits required by the City of Meriden prior to the commencement of work. The Contractor may contact the City of Meriden Building Department for permit information at (203) 630-4091. For all other required permits, contact the City of Meriden Engineering Department at (203) 630-4018.

22. BID PRICE AND PAYMENT

The City of Meriden is exempt from the payment of the excise taxes imposed by the Federal government and the Sales and Use Tax of the State of Connecticut under Connecticut General Statutes; accordingly, such taxes shall not be included in the bid price.

The City of Meriden, unless stated otherwise in the bidding documents or Contract, will make payment to the Contractor not less than thirty (30) days following completion of services.

23. QUALITY

All materials, equipment, supplies, and services shall be subject to rigid inspection. If defective material, equipment, supplies, or services are discovered, the Contractor shall remove or make good such material, equipment, or supplies without extra compensation. It is expressly understood and agreed that any inspection by the City of Meriden will in no way lessen the responsibility of the Contractor or release Contractor from the obligation to perform and deliver to the City sound and satisfactory materials, equipment, supplies, or allow the cost to be deducted from any monies due it from the City of Meriden. All services will be performed in a workmanlike manner.

24. INSURANCE

The successful bidder shall be required to provide a Certificate of Insurance denoting general liability, automobile liability, workers compensation liability, and other coverage required by the City's Risk Manager.

25. CITY HALL CLOSING

If Meriden City Hall is closed due to inclement weather, or any other unforeseen event, bids will be due at the same time on the next business day that City Hall is open.

26. CHRO

The contractor who is selected to perform this State project must comply with CONN. GEN. STAT. §§ 4a-60, 4a-60a, 4a-60g, and 46a-68b through 46a-68f, inclusive, as amended by June 2015 Special Session Public Act 15-5. An Affirmative Action Plan must be filed with and approved by the Commission on Human Rights and Opportunities prior to the commencement of construction. State law requires a minimum of twenty-five (25%) percent of the state-funded portion of the contract for award to subcontractors holding current

certification from the Connecticut Department of Administrative Services (“DAS”) under the provisions of CONN. GEN. STAT. § 4a-60g, as amended. (25% of the work with DAS certified Small and Minority owned businesses and 25% of that work with DAS certified Minority, Women and/or Disabled owned businesses.) The contractor must demonstrate good faith effort to meet the 25% set-aside goals. For municipal public works contracts and quasi-public agency projects, the contractor must file a written or electronic non-discrimination certification with the Commission on Human Rights and Opportunities. Forms can be found at http://www.ct.gov/opm/cwp/view.asp?a=2982&q=390928&opmNav_GID=1806.

CITY OF MERIDEN, CONNECTICUT

B021-26 – Israel Putnam Elementary School Chiller Replacement

NON-COLLUSIVE BID STATEMENT/AFFIDAVIT

The undersigned bidder, having been duly sworn, does hereby depose and says:

- 1. The bid has been arrived at by the bidder independently and has been submitted without collusion and without any agreement, understanding, or planned common course of action with any other vendor of materials, supplies, equipment, or services described in the Invitation to Bid.
- 2. The contents of the bid have not been communicated by the bidder or its employees or agents to any person not an employee or agent of the bidder or its surety on any bond furnished with the bid, and will not be communicated to any such person prior to the official opening of the bid.
- 3. The undersigned bidder is duly authorized to bind the business entity identified below.

The undersigned bidder further certifies, under oath, that this statement is executed for the purposes of inducing the City of Meriden to consider the bid and make an award in accordance therewith.

Signature of Bidder

Print Legal Name of Bidder

Relationship to Business Entity Below

Business Entity Name, Address, Telephone Number, and Email Address

STATE OF CONNECTICUT)
) ss:
COUNTY OF)

Duly sworn and subscribed to before me
this __ day of _____, 2021.

Notary Public
My Commission Expires:
Commissioner of the Superior Court

1. Minority owned business? _____ yes _____ no
2. Years organized. _____
3. Is your company a corporation _____ yes _____ no
If yes where incorporated? _____
4. How many years have you been engaged in business under your present firm name? _____
5. Former Firm Name (if any) _____
6. List total number of Personnel _____
7. List Vehicles and Equipment that you will use to perform this work: (show age of vehicles and equipment, sizes, capacities, etc.

8. List the work to be performed by Subcontractors and summarize the dollar value of each subcontract.

9. List the name and address of the more important contracts recently completed by you, starting the approximate gross cost for each, and the month and year completed:

10. General character of work performed by you _____

11. Have you ever failed to complete any contract awarded to you? If so, where and why?

12. Have you ever defaulted on a contract? If so where and why?

13. Have you ever filed bankruptcy: _____ Please explain: _____

14. Will you, upon request, furnish any information that may be required by the City of Meriden? _____
15. The undersigned hereby authorizes and request any person, firm or cooperation to furnish any information requested by the City of Meriden, in verification of the recitals comprising this Statement of Bidder's Qualifications.

Dated this _____ day of _____, 20____ year

 Name of Bidder

 Title

State of _____
 County of _____

_____ being duly sworn deposes and says that they are
 Name _____ of _____
 title _____ name of organization
 and that the answers to the forgoing question and all statement therein contained are true and correct

Subscribed and sworn to before me
 this _____ day of _____ 20____
 day month year

 Notary Public signature

My commission expires _____

FORM OF SURETY GUARANTY

(Shall accompany proposal)

KNOW ALL MEN BY THESE PRESENTS, that for and in consideration of the sum of \$1.00, lawful money of the United States, the receipt whereof is hereby acknowledged, paid the under said corporation, and for other valuable consideration the

(Name of Surety Company)

a corporation organized and existing under the laws of the State of _____

and licensed to do business in the State of _____ certifies and agrees

that if Contract _____

is awarded to - _____
(Name of Bidder)

Corporation will execute the bond or bonds as required by the Contract Documents and will become surety in the full amount of the Contract price for the faithful performance of the Contract and for payment of all persons supplying labor or furnishing or furnishing materials in connection thence with.

(Surety)

The language of this form shall generally be given on the official form normally provided by the Surety Company complete with the usual proof of Authority of Officers of the Surety Company to execute said official form.

Should a bid be offered with a check as surety without said official form, such bid shall be rejected.

BID BOND

KNOW ALL MEN BY THESE PRESENTS, that we, the undersigned _____,
(Name of Principal)

As Principal, and _____,
(Name of Surety), as Surety are firmly bound

Unto the CITY OF MERIDEN, CONNECTICUT hereinafter called the "OWNER", in the penal sum of

_____ DOLLARS, (\$ _____) lawful money of the
United States, for the payment of which sum well and truly to be made, we bind ourselves, our heirs, executors,
administrators, successors and assigns, jointly and severally, firmly by these presents:

THE CONDITION OF THIS OBLIGATION IS SUCH THAT, WHEREAS, the said Principal has submitted the Accompanying bid
dated _____, 20 _____

For _____

NOW, THEREFORE, if the Principal shall not withdraw said Bid within the Period specified therein after the opening of
the same, or if no period be specified, within thirty (30) days after the said opening and shall within the period
specified therefore, or if no period be specified, within ten (10) days after the prescribed forms are presented to him
for signature, enter into a written Contract with the Owner in accordance with the Bid, as accepted, and give bond
with good and sufficient surety or sureties, as may be required for the faithful performance and proper fulfillment of
such Contract; or in the event of the withdrawal of said Bid within the period specified, or the failure to enter into such
Contract and give such bond within the time specified, if the Principal shall pay the Owner the difference between the
amount specified in said Bid and the Amount for which the Owner may procure the required work or supplies or both,
if the latter be in excess of the former, then the above obligation shall be void and of no effect, otherwise to remain in
full force and effect.

IN WITNESS WHEREOF, the Principal and the Surety have hereunto set their hands and seals, this _____ day of
_____, 20 _____.

(Principal)

(Address) (Affix seal)

Witness Signature By: _____

(Surety)

(Address) (Affix seal)

Witness Signature By: _____

BID FORM

TO: **City of Meriden Purchasing Department**
142 East Main Street
Meriden, CT. 06450-8022

hereinafter called "Owner".

1. The undersigned, having examined the proposed Contract Documents titled "Israel Putnam Elementary School Chiller Replacement", and having visited the site and examined the conditions affecting the Work, hereby proposes and agrees to furnish all labor, materials, equipment and appliances, and to perform operations necessary to complete the work as required by said proposed Contract Documents for that portion of the work identified as "Base Bid", for the stipulated sum of

Written Amount

Dollars & Cents

2. In submitting this Bid, it is agreed that this Bid may not be withdrawn for a period of ninety (90) days from the date of bid opening.

SUBCONTRACTOR LIST:

Bidder shall name one and may name two subcontractors for each trade or sub-trade category below. Failure to name at least one subcontractor for each category may invalidate bidder's proposal. Bidders naming themselves as subcontractors shall have proven capability to do such work.

- a. HVAC Demolition:

Name of subcontractor

Amount

Name of subcontractor

**ISRAEL PUTNAM ELEMENTARY SCHOOL – ELEMENTARY SCHOOL
MERIDEN, CONNECTICUT**

b. Electrical Demolition:

Name of subcontractor

Amount

Name of subcontractor

c. HVAC:

Name of subcontractor

Amount

Name of subcontractor

d. Electrical:

Name of subcontractor

Amount

Name of subcontractor

The undersigned agrees that each of the above-named subcontractors will be used for the work indicated at the amount stated, unless a substitution is permitted by the awarding authority.

--

Receipt of Addenda is Acknowledged:

No: _____ Dated: _____

No: _____ Dated: _____

NAME OF BIDDER

ADDRESS

**ISRAEL PUTNAM ELEMENTARY SCHOOL – ELEMENTARY SCHOOL
MERIDEN, CONNECTICUT**

BY:

Print or type name	Title
--------------------	-------

SIGNATURE _____ DATE _____

TELEPHONE _____ FAX: _____

E-Mail _____

PLEASE NOTE: All spaces must be filled in with figures or words or your bid may be automatically rejected.



Opportunity * Guidance * Support



THIS IS A PUBLIC WORKS PROJECT

Covered by the

PREVAILING WAGE LAW

CT General Statutes Section 31-53

**If you have QUESTIONS regarding your wages
CALL (860) 263-6790**

Section 31-55 of the CT State Statutes requires every contractor or subcontractor performing work for the state to post in a prominent place the prevailing wages as determined by the Labor Commissioner.

Sec. 31-53b. Construction safety and health course. New miner training program. Proof of completion required for mechanics, laborers and workers on public works projects. Enforcement. Regulations. Exceptions. (a) Each contract for a public works project entered into on or after July 1, 2009, by the state or any of its agents, or by any political subdivision of the state or any of its agents, described in subsection (g) of section 31-53, shall contain a provision requiring that each contractor furnish proof with the weekly certified payroll form for the first week each employee begins work on such project that any person performing the work of a mechanic, laborer or worker pursuant to the classifications of labor under section 31-53 on such public works project, pursuant to such contract, has completed a course of at least ten hours in duration in construction safety and health approved by the federal Occupational Safety and Health Administration or, has completed a new miner training program approved by the Federal Mine Safety and Health Administration in accordance with 30 CFR 48 or, in the case of telecommunications employees, has completed at least ten hours of training in accordance with 29 CFR 1910.268.

(b) Any person required to complete a course or program under subsection (a) of this section who has not completed the course or program shall be subject to removal from the worksite if the person does not provide documentation of having completed such course or program by the fifteenth day after the date the person is found to be in noncompliance. The Labor Commissioner or said commissioner's designee shall enforce this section.

(c) Not later than January 1, 2009, the Labor Commissioner shall adopt regulations, in accordance with the provisions of chapter 54, to implement the provisions of subsections (a) and (b) of this section. Such regulations shall require that the ten-hour construction safety and health courses required under subsection (a) of this section be conducted in accordance with federal Occupational Safety and Health Administration Training Institute standards, or in accordance with Federal Mine Safety and Health Administration Standards or in accordance with 29 CFR 1910.268, as appropriate. The Labor Commissioner shall accept as sufficient proof of compliance with the provisions of subsection (a) or (b) of this section a student course completion card issued by the federal Occupational Safety and Health Administration Training Institute, or such other proof of compliance said commissioner deems appropriate, dated no earlier than five years before the commencement date of such public works project.

(d) This section shall not apply to employees of public service companies, as defined in section 16-1, or drivers of commercial motor vehicles driving the vehicle on the public works project and delivering or picking up cargo from public works projects provided they perform no labor relating to the project other than the loading and unloading of their cargo.

(P.A. 06-175, S. 1; P.A. 08-83, S. 1.)

History: P.A. 08-83 amended Subsec. (a) by making provisions applicable to public works project contracts entered into on or after July 1, 2009, replacing provision re total cost of work with reference to Sec. 31-53(g), requiring proof in certified payroll form that new mechanic, laborer or worker has completed a 10-hour or more construction safety course and adding provision re new miner training program, amended Subsec. (b) by substituting "person" for "employee" and adding "or program", amended Subsec. (c) by adding "or in accordance with Federal Mine Safety and Health Administration Standards" and setting new deadline of January 1, 2009, deleted former Subsec. (d) re "public building", added new Subsec. (d) re exemptions for public service company employees and delivery drivers who perform no labor other than delivery and made conforming and technical changes, effective January 1, 2009.

STATUTE 31-55a

- SPECIAL NOTICE -

To: All State and Political Subdivisions, Their Agents, and Contractors

Connecticut General Statute 31-55a - Annual adjustments to wage rates by contractors doing state work.

Each contractor that is awarded a contract on or after October 1, 2002, for (1) the construction of a state highway or bridge that falls under the provisions of section 31-54 of the general statutes, or (2) the construction, remodeling, refinishing, refurbishing, rehabilitation, alteration or repair of any public works project that falls under the provisions of section 31-53 of the general statutes shall contact the Labor Commissioner on or before July first of each year, for the duration of such contract, to ascertain the prevailing rate of wages on an hourly basis and the amount of payment or contributions paid or payable on behalf of each mechanic, laborer or worker employed upon the work contracted to be done, and shall make any necessary adjustments to such prevailing rate of wages and such payment or contributions paid or payable on behalf of each such employee, effective each July first.

- The prevailing wage rates applicable to any contract or subcontract awarded on or after October 1, 2002 are subject to annual adjustments each July 1st for the duration of any project which was originally advertised for bids on or after October 1, 2002.
- Each contractor affected by the above requirement shall pay the annual adjusted prevailing wage rate that is in effect each July 1st, as posted by the Department of Labor.
- It is the **contractor's** responsibility to obtain the annual adjusted prevailing wage rate increases directly from the Department of Labor's Web Site. The annual adjustments will be posted on the Department of Labor Web page: www.ctdol.state.ct.us. For those without internet access, please contact the division listed below.
- The Department of Labor will continue to issue the initial prevailing wage rate schedule to the Contracting Agency for the project. All subsequent annual adjustments will be posted on our Web Site for contractor access.


Any questions should be directed to the Contract Compliance Unit, Wage and Workplace Standards Division, Connecticut Department of Labor, 200 Folly Brook Blvd., Wethersfield, CT 06109 at (860)263-6790.

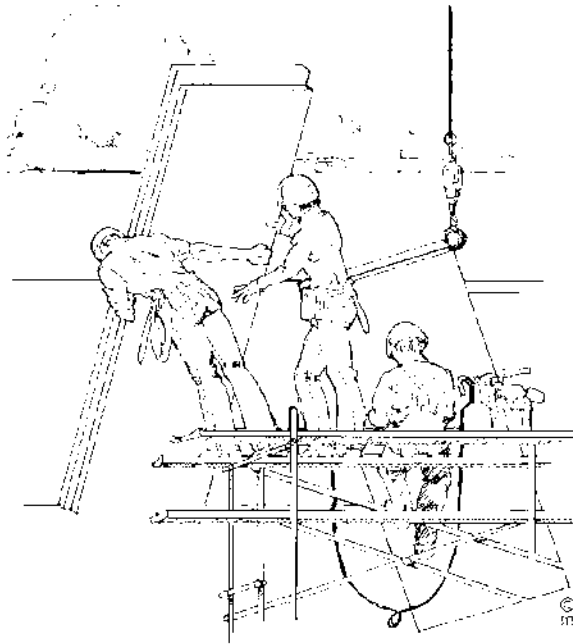
~NOTICE~

TO ALL CONTRACTING AGENCIES

Please be advised that Connecticut General Statutes Section 31-53, requires the contracting agency to certify to the Department of Labor, the total dollar amount of work to be done in connection with such public works project, regardless of whether such project consists of one or more contracts.

Please find the attached “Contracting Agency Certification Form” to be completed and returned to the Department of Labor, Wage and Workplace Standards Division, Public Contract Compliance Unit.

 Inquiries can be directed to (860)263-6543.



CONNECTICUT DEPARTMENT OF LABOR
WAGE AND WORKPLACE STANDARDS DIVISION
CONTRACT COMPLIANCE UNIT

CONTRACTING AGENCY CERTIFICATION FORM

I, _____, acting in my official capacity as _____,
authorized representative title

for _____, located at _____,
contracting agency address

do hereby certify that the total dollar amount of work to be done in connection with
_____, located at _____,
project name and number address

shall be \$_____, which includes all work, regardless of whether such project
consists of one or more contracts.

CONTRACTOR INFORMATION

Name: _____

Address: _____

Authorized Representative: _____

Approximate Starting Date: _____

Approximate Completion Date: _____

Signature

Date

Return To: Connecticut Department of Labor
Wage & Workplace Standards Division
Contract Compliance Unit
200 Folly Brook Blvd.
Wethersfield, CT 06109

Date Issued: _____

CONNECTICUT DEPARTMENT OF LABOR
WAGE AND WORKPLACE STANDARDS DIVISION

CONTRACTORS WAGE CERTIFICATION FORM
Construction Manager at Risk/General Contractor/Prime Contractor

I, _____ of _____
Officer, Owner, Authorized Rep. Company Name

do hereby certify that the _____
Company Name

Street

City

and all of its subcontractors will pay all workers on the

Project Name and Number

Street and City

the wages as listed in the schedule of prevailing rates required for such project (a copy of which is attached hereto).

Signed

Subscribed and sworn to before me this _____ day of _____, _____.

Notary Public

Return to:
Connecticut Department of Labor
Wage & Workplace Standards Division
200 Folly Brook Blvd.
Wethersfield, CT 06109

Rate Schedule Issued (Date): _____

Informational Bulletin

THE 10-HOUR OSHA CONSTRUCTION SAFETY AND HEALTH COURSE

(applicable to public building contracts entered into *on or after July 1, 2007*, where the total cost of all work to be performed is at least \$100,000)

- (1) This requirement was created by Public Act No. 06-175, which is codified in Section 31-53b of the Connecticut General Statutes (pertaining to the prevailing wage statutes);
- (2) The course is required for public building construction contracts (projects funded in whole or in part by the state or any political subdivision of the state) entered into on or after July 1, 2007;
- (3) It is required of private employees (not state or municipal employees) and apprentices who perform manual labor for a general contractor or subcontractor on a public building project where the total cost of all work to be performed is at least \$100,000;
- (4) The ten-hour construction course pertains to the ten-hour Outreach Course conducted in accordance with federal OSHA Training Institute standards, and, for telecommunications workers, a ten-hour training course conducted in accordance with federal OSHA standard, 29 CFR 1910.268;
- (5) The internet website for the federal OSHA Training Institute is http://www.osha.gov/fso/ote/training/edcenters/fact_sheet.html;
- (6) The statutory language leaves it to the contractor and its employees to determine who pays for the cost of the ten-hour Outreach Course;
- (7) Within 30 days of receiving a contract award, a general contractor must furnish proof to the Labor Commissioner that all employees and apprentices performing manual labor on the project will have completed such a course;
- (8) Proof of completion may be demonstrated through either: (a) the presentation of a *bona fide* student course completion card issued by the federal OSHA Training Institute; *or* (2) the presentation of documentation provided to an employee by a trainer certified by the Institute pending the actual issuance of the completion card;
- (9) Any card with an issuance date more than 5 years prior to the commencement date of the construction project shall not constitute proof of compliance;

- (10) Each employer shall affix a copy of the construction safety course completion card to the certified payroll submitted to the contracting agency in accordance with Conn. Gen. Stat. § 31-53(f) on which such employee's name first appears;
- (11) Any employee found to be in non-compliance shall be subject to removal from the worksite if such employee does not provide satisfactory proof of course completion to the Labor Commissioner by the fifteenth day after the date the employee is determined to be in noncompliance;
- (12) Any such employee who is determined to be in noncompliance may continue to work on a public building construction project for a maximum of fourteen consecutive calendar days while bringing his or her status into compliance;
- (13) The Labor Commissioner may make complaint to the prosecuting authorities regarding any employer or agent of the employer, or officer or agent of the corporation who files a false certified payroll with respect to the status of an employee who is performing manual labor on a public building construction project;
- (14) The statute provides the minimum standards required for the completion of a safety course by manual laborers on public construction contracts; any contractor can exceed these minimum requirements; and
- (15) Regulations clarifying the statute are currently in the regulatory process, and shall be posted on the CTDOL website as soon as they are adopted in final form.
- (16) Any questions regarding this statute may be directed to the Wage and Workplace Standards Division of the Connecticut Labor Department via the internet website of <http://www.ctdol.state.ct.us/wgwkstnd/wgemenu.htm>; or by telephone at (860)263-6790.

THE ABOVE INFORMATION IS PROVIDED EXCLUSIVELY AS AN EDUCATIONAL RESOURCE, AND IS NOT INTENDED AS A SUBSTITUTE FOR LEGAL INTERPRETATIONS WHICH MAY ULTIMATELY ARISE CONCERNING THE CONSTRUCTION OF THE STATUTE OR THE REGULATIONS.

November 29, 2006

Notice
To All Mason Contractors and Interested Parties
Regarding Construction Pursuant to Section 31-53 of the
Connecticut General Statutes (Prevailing Wage)

The Connecticut Labor Department Wage and Workplace Standards Division is empowered to enforce the prevailing wage rates on projects covered by the above referenced statute.

Over the past few years the Division has withheld enforcement of the rate in effect for workers who operate a forklift on a prevailing wage rate project due to a potential jurisdictional dispute.

The rate listed in the schedules and in our Occupational Bulletin (see enclosed) has been as follows:

Forklift Operator:

- **Laborers (Group 4) Mason Tenders** - operates forklift solely to assist a mason to a maximum height of nine feet only.
- **Power Equipment Operator (Group 9)** - operates forklift to assist any trade and to assist a mason to a height over nine feet.

The U.S. Labor Department conducted a survey of rates in Connecticut but it has not been published and the rate in effect remains as outlined in the above Occupational Bulletin.

Since this is a classification matter and not one of jurisdiction, effective January 1, 2007 the Connecticut Labor Department will enforce the rate on each schedule in accordance with our statutory authority.

Your cooperation in filing appropriate and accurate certified payrolls is appreciated.

Information Bulletin ***Occupational Classifications***

The Connecticut Department of Labor has the responsibility to properly determine "job classification" on prevailing wage projects covered under C.G.S. Section 31-53(d).

Note: This information is intended to provide a sample of some occupational classifications for guidance purposes only. It is not an all-inclusive list of each occupation's duties. This list is being provided only to highlight some areas where a contractor may be unclear regarding the proper classification. If unsure, the employer should seek guidelines for CTDOL.

Below are additional clarifications of specific job duties performed for certain classifications:

- **ASBESTOS WORKERS**

Applies all insulating materials, protective coverings, coatings and finishes to all types of mechanical systems.

- **ASBESTOS INSULATOR**

Handle, install apply, fabricate, distribute, prepare, alter, repair, dismantle, heat and frost insulation, including penetration and fire stopping work on all penetration fire stop systems.

- **BOILERMAKERS**

Erects hydro plants, incomplete vessels, steel stacks, storage tanks for water, fuel, etc. Builds incomplete boilers, repairs heat exchanges and steam generators.

- **BRICKLAYERS, CEMENT MASONS, CEMENT FINISHERS, MARBLE MASONS, PLASTERERS, STONE MASONS, PLASTERERS. STONE MASONS, TERRAZZO WORKERS, TILE SETTERS**

Lays building materials such as brick, structural tile and concrete cinder, glass, gypsum, terra cotta block. Cuts, tools and sets marble, sets stone, finishes concrete, applies decorative steel, aluminum and plastic tile, applies cements, sand, pigment and marble chips to floors, stairways, etc.

- **CARPENTERS, MILLWRIGHTS. PILEDRIVERMEN. LATHERS. RESILEINT FLOOR LAYERS, DOCK BUILDERS, DIKERS, DIVER TENDERS**

Constructs, erects, installs and repairs structures and fixtures of wood, plywood and wallboard. Installs, assembles, dismantles, moves industrial machinery. Drives piling into ground to provide foundations for structures such as buildings and bridges, retaining walls for earth embankments, such as cofferdams. Fastens wooden, metal or rockboard lath to walls, ceilings and partitions of buildings, acoustical tile layer, concrete form builder. Applies firestopping materials on fire resistive joint systems only. Installation of curtain/window walls only where attached to wood or metal studs. Installation of insulated material of all types whether blown, nailed or attached in other ways to walls, ceilings and floors of buildings. Assembly and installation of modular furniture/furniture systems. Free-standing furniture is not covered. This includes free standing: student chairs, study top desks, book box desks, computer furniture, dictionary stand, atlas stand, wood shelving, two-position information access station, file cabinets, storage cabinets, tables, etc.

- **LABORER, CLEANING**

- The clean up of any construction debris and the general (heavy/light) cleaning, including sweeping, wash down, mopping, wiping of the construction facility and its furniture, washing, polishing, and dusting.

- **DELIVERY PERSONNEL**

- If delivery of supplies/building materials is to one common point and stockpiled there, prevailing wages are not required. If the delivery personnel are involved in the distribution of the material to multiple locations within the construction site then they would have to be paid prevailing wages for the type of work performed: laborer, equipment operator, electrician, ironworker, plumber, etc.

- An example of this would be where delivery of drywall is made to a building and the delivery personnel distribute the drywall from one "stockpile" location to further sub-locations on each floor. Distribution of material around a construction site is the job of a laborer or tradesman, and not a delivery personnel.

- **ELECTRICIANS**

Install, erect, maintenance, alteration or repair of any wire, cable, conduit, etc., which generates, transforms, transmits or uses electrical energy for light, heat, power or other purposes, including the Installation or maintenance of telecommunication, LAN wiring or computer equipment, and low voltage wiring. ****License required per Connecticut General Statutes: E-1,2 L-5,6 C-5,6 T-1,2 L-1,2 V-1,2,7,8,9.***

- **ELEVATOR CONSTRUCTORS**

Install, erect, maintenance and repair of all types of elevators, escalators, dumb waiters and moving walks. **License required by Connecticut General Statutes: R-1,2,5,6.*

- **FORK LIFT OPERATOR**

Laborers Group 4) Mason Tenders - operates forklift solely to assist a mason to a maximum height of nine (9) feet only.

Power Equipment Operator Group 9 - operates forklift to assist any trade, and to assist a mason to a height over nine (9) feet.

- **GLAZIERS**

Glazing wood and metal sash, doors, partitions, and 2 story aluminum storefronts. Installs glass windows, skylights, store fronts and display cases or surfaces such as building fronts, interior walls, ceilings and table tops and metal store fronts. Installation of aluminum window walls and curtain walls is the "joint" work of glaziers and ironworkers, which require equal composite workforce.

- **IRONWORKERS**

Erection, installation and placement of structural steel, precast concrete, miscellaneous iron, ornamental iron, metal curtain wall, rigging and reinforcing steel. Handling, sorting, and installation of reinforcing steel (rebar). Metal bridge rail (traffic), metal bridge handrail, and decorative security fence installation. Installation of aluminum window walls and curtain walls is the "joint" work of glaziers and ironworkers which require equal composite workforce.

- **INSULATOR**

- Installing fire stopping systems/materials for "Penetration Firestop Systems": transit to cables, electrical conduits, insulated pipes, sprinkler pipe penetrations, ductwork behind radiation, electrical cable trays, fire rated pipe penetrations, natural polypropylene, HVAC ducts, plumbing bare metal, telephone and communication wires, and boiler room ceilings.

- **LABORERS**

Acetylene burners, asphalt rakers, chain saw operators, concrete and power buggy operator, concrete saw operator, fence and guard rail erector (except metal bridge rail (traffic), decorative security fence (non-metal)).

installation.), hand operated concrete vibrator operator, mason tenders, pipelayers (installation of storm drainage or sewage lines on the street only), pneumatic drill operator, pneumatic gas and electric drill operator, powermen and wagon drill operator, air track operator, block paver, curb setters, blasters, concrete spreaders.

- **PAINTERS**

Maintenance, preparation, cleaning, blasting (water and sand, etc.), painting or application of any protective coatings of every description on all bridges and appurtenances of highways, roadways, and railroads. Painting, decorating, hardwood finishing, paper hanging, sign writing, scenic art work and drywall hhg for any and all types of building and residential work.

- **LEAD PAINT REMOVAL**

- Painter's Rate

1. Removal of lead paint from bridges.
2. Removal of lead paint as preparation of any surface to be repainted.
3. Where removal is on a Demolition project prior to reconstruction.

- Laborer's Rate

1. Removal of lead paint from any surface NOT to be repainted.
2. Where removal is on a *TOTAL* Demolition project only.

- **PLUMBERS AND PIPEFITTERS**

Installation, repair, replacement, alteration or maintenance of all plumbing, heating, cooling and piping. ****License required per Connecticut General Statutes: P-1,2,6,7,8,9 J-1,2,3,4 SP-1,2 S-1,2,3,4,5,6,7,8 B-1,2,3,4 D-1,2,3,4.***

- **POWER EQUIPMENT OPERATORS**

Operates several types of power construction equipment such as compressors, pumps, hoists, derricks, cranes, shovels, tractors, scrapers or motor graders, etc. Repairs and maintains equipment. ****License required, crane operators only, per Connecticut General Statutes.***

- **ROOFERS**

Covers roofs with composition shingles or sheets, wood shingles, slate or asphalt and gravel to waterproof roofs, including preparation of surface. (demolition or removal of any type of roofing and or clean-up of any and all areas where a roof is to be relaid.)

- **SHEETMETAL WORKERS**

Fabricate, assembles, installs and repairs sheetmetal products and equipment in such areas as ventilation, air-conditioning, warm air heating, restaurant equipment, architectural sheet metal work, sheetmetal roofing, and aluminum gutters. Fabrication, handling, assembling, erecting, altering, repairing, etc. of coated metal material panels and composite metal material panels when used on building exteriors and interiors as soffits, fascia, louvers, partitions, canopies, cornice, column covers, awnings, beam covers, cladding, sun shades, lighting troughs, spires, ornamental roofing, metal ceilings, mansards, copings, ornamental and ventilation hoods, vertical and horizontal siding panels, trim, etc. The sheet metal classification also applies to the vast variety of coated metal material panels and composite metal material panels that have evolved over the years as an alternative to conventional ferrous and non-ferrous metals like steel, iron, tin, copper, brass, bronze, aluminum, etc. Fabrication, handling, assembling, erecting, altering, repairing, etc. of architectural metal roof, standing seam roof, composite metal roof, metal and composite bathroom/toilet partitions, aluminum gutters, metal and composite lockers and shelving, kitchen equipment, and walk-in coolers. To include testing and air –balancing ancillary to installation and construction.

- **SPRINKLER FITTERS**

Installation, alteration, maintenance and repair of fire protection sprinkler systems.

****License required per Connecticut General Statutes: F-1,2,3,4.***

- **TILE MARBLE AND TERRAZZO FINISHERS**

Assists and tends the tile setter, marble mason and terrazzo worker in the performance of their duties.

- **TRUCK DRIVERS**

~How to pay truck drivers delivering asphalt is under REVISION~

Truck Drivers are required to be paid prevailing wage for time spent "working" directly on the site. These drivers remain covered by the prevailing wage for any time spent transporting between the actual construction location and facilities (such as fabrication, plants, mobile factories, batch plant, borrow pits, job headquarters, tool yards, etc.) dedicated exclusively, or nearly so, to performance of the contract or project, which are so located in proximity to the actual construction location that it is reasonable to include them. ****License required, drivers only, per Connecticut General Statutes.***

For example:

- Material men and deliverymen are not covered under prevailing wage as long as they are not directly involved in the construction process. If, they unload the material, they would then be covered by prevailing wage for the classification they are performing work in: laborer, equipment operator, etc.
- Hauling material off site is not covered provided they are not dumping it at a location outlined above.
- Driving a truck on site and moving equipment or materials on site would be considered covered work, as this is part of the construction process.

➤ *Any questions regarding the proper classification should be directed to:*
Public Contract Compliance Unit
Wage and Workplace Standards Division
Connecticut Department of Labor
200 Folly Brook Blvd, Wethersfield, CT 06109
(860) 263-6543.

**Connecticut Department of Labor
Wage and Workplace Standards Division
FOOTNOTES**

⇒ Please Note: If the “Benefits” listed on the schedule for the following occupations includes a letter(s) (+ a or + a+b for instance), refer to the information below.

Benefits to be paid at the appropriate prevailing wage rate for the listed occupation.

If the “Benefits” section for the occupation lists only a dollar amount, disregard the information below.

Bricklayers, Cement Masons, Cement Finishers, Concrete Finishers, Stone Masons
(Building Construction) and
(Residential- Hartford, Middlesex, New Haven, New London and Tolland Counties)

- a. Paid Holiday: Employees shall receive 4 hours for Christmas Eve holiday provided the employee works the regularly scheduled day before and after the holiday. Employers may schedule work on Christmas Eve and employees shall receive pay for actual hours worked in addition to holiday pay.

Elevator Constructors: Mechanics

- a. Paid Holidays: New Year’s Day, Memorial Day, Independence Day, Labor Day, Veterans’ Day, Thanksgiving Day, Christmas Day, plus the Friday after Thanksgiving.
- b. Vacation: Employer contributes 8% of basic hourly rate for 5 years or more of service or 6% of basic hourly rate for 6 months to 5 years of service as vacation pay credit.

Glaziers

- a. Paid Holidays: Labor Day and Christmas Day.

Power Equipment Operators

(Heavy and Highway Construction & Building Construction)

- a. Paid Holidays: New Year’s Day, Good Friday, Memorial day, Independence Day, Labor Day, Thanksgiving Day and Christmas Day, provided the employee works 3 days during the week in which the holiday falls, if scheduled, and if scheduled, the working day before and the working day after the holiday. Holidays falling on Saturday may be observed on Saturday, or if the employer so elects, on the preceding Friday.

Ironworkers

- a. Paid Holiday: Labor Day provided employee has been on the payroll for the 5 consecutive work days prior to Labor Day.

Laborers (Tunnel Construction)

- a. Paid Holidays: New Year's Day, Memorial Day, Independence Day, Labor Day, Thanksgiving Day and Christmas Day. No employee shall be eligible for holiday pay when he fails, without cause, to work the regular work day preceding the holiday or the regular work day following the holiday.

Roofers

- a. Paid Holidays: July 4th, Labor Day, and Christmas Day provided the employee is employed 15 days prior to the holiday.

Sprinkler Fitters

- a. Paid Holidays: Memorial Day, July 4th, Labor Day, Thanksgiving Day and Christmas Day, provided the employee has been in the employment of a contractor 20 working days prior to any such paid holiday.

Truck Drivers

(Heavy and Highway Construction & Building Construction)

- a. Paid Holidays: New Year's Day, Memorial Day, Independence Day, Labor Day, Thanksgiving Day, Christmas day, and Good Friday, provided the employee has at least 31 calendar days of service and works the last scheduled day before and the first scheduled day after the holiday, unless excused.

**Minimum Rates and Classifications for
Heavy/Highway Construction**

ID#: 21-20317

**Connecticut Department of Labor
Wage and Workplace Standards Division**

By virtue of the authority vested in the Labor Commissioner under provisions of Section 31-53 of the General Statutes of Connecticut, as amended, the following are declared to be the prevailing rates and welfare payments and will apply only where the contract is advertised for bid within 20 days of the date on which the rates are established. Any contractor or subcontractor not obligated by agreement to pay to the welfare and pension fund shall pay this amount to each employee as part of his/her hourly wages.

Project Number: B021-26

Project Town: Meriden

State#: B021-26

FAP#: Meriden

Project: Putnam Elementary School Chiller Replacement (Meriden)

CLASSIFICATION	Hourly Rate	Benefits
1) Boilermaker	33.79	34% + 8.96
1a) Bricklayer, Cement Masons, Cement Finishers, Plasterers, Stone Masons	36.45	34.44
2) Carpenters, Piledrivermen	34.53	25.64
2a) Diver Tenders	34.53	25.64
3) Divers	42.99	25.64
03a) Millwrights	35.64	26.49
4) Painters: (Bridge Construction) Brush, Roller, Blasting (Sand, Water, etc.), Spray	52.25	22.55
4a) Painters: Brush and Roller	35.62	22.55
4b) Painters: Spray Only	38.62	22.55
4c) Painters: Steel Only	37.62	22.55
4d) Painters: Blast and Spray	38.62	22.55
4e) Painters: Tanks, Tower and Swing	37.62	22.55

Project: Putnam Elementary School Chiller Replacement (Meriden)

5) Electrician (Trade License required: E-1,2 L-5,6 C-5,6 T-1,2 L-1,2 V-1,2,7,8,9)	39.0	29.91+3% of gross wage
6) Ironworkers: Ornamental, Reinforcing, Structural, and Precast Concrete Erection	36.67	37.62 + a
7) Plumbers (Trade License required: (P-1,2,6,7,8,9 J-1,2,3,4 SP-1,2) and Pipefitters (Including HVAC Work) (Trade License required: S-1,2,3,4,5,6,7,8 B-1,2,3,4 D-1,2,3,4 G-1, G-2, G-8, G-9)	44.63	32.95
----LABORERS-----		
8) Group 1: Laborer (Unskilled), Common or General, acetylene burner, concrete specialist	31.0	22.15
9) Group 2: Chain saw operators, fence and guard rail erectors, pneumatic tool operators, powdermen	31.25	22.15
10) Group 3: Pipelayers	31.5	22.15
11) Group 4: Jackhammer/Pavement breaker (handheld); mason tenders (cement/concrete), catch basin builders, asphalt rakers, air track operators, block paver, curb setter and forklift operators	31.5	22.15
12) Group 5: Toxic waste removal (non-mechanical systems)	33.0	22.15
13) Group 6: Blasters	32.75	22.15
Group 7: Asbestos/lead removal, non-mechanical systems (does not include leaded joint pipe)	32.0	22.15
Group 8: Traffic control signalmen	18.0	22.15
Group 9: Hydraulic Drills	29.3	18.90
----LABORERS (TUNNEL CONSTRUCTION, FREE AIR). Shield Drive and Liner Plate Tunnels in Free Air.----		
13a) Miners, Motormen, Mucking Machine Operators, Nozzle Men, Grout Men, Shaft & Tunnel Steel & Rodmen, Shield & Erector, Arm Operator, Cable Tenders	33.23	22.15 + a
13b) Brakemen, Trackmen	32.26	22.15 + a
----CLEANING, CONCRETE AND CAULKING TUNNEL----		

As of: March 2, 2021

14) Concrete Workers, Form Movers, and Strippers	32.26	22.15 + a
15) Form Erectors	32.59	22.15 + a
----ROCK SHAFT LINING, CONCRETE, LINING OF SAME AND TUNNEL IN FREE AIR:----		
16) Brakemen, Trackmen, Tunnel Laborers, Shaft Laborers	32.26	22.15 + a
17) Laborers Topside, Cage Tenders, Bellman	32.15	22.15 + a
18) Miners	33.23	22.15 + a
----TUNNELS, CAISSON AND CYLINDER WORK IN COMPRESSED AIR: ----		
18a) Blaster	39.72	22.15 + a
19) Brakemen, Trackmen, Groutman, Laborers, Outside Lock Tender, Gauge Tenders	39.52	22.15 + a
20) Change House Attendants, Powder Watchmen, Top on Iron Bolts	37.54	22.15 + a
21) Mucking Machine Operator	40.31	22.15 + a
----TRUCK DRIVERS----(*see note below)		
Two axle trucks	29.86	25.79 + a
Three axle trucks; two axle ready mix	29.97	25.79 + a
Three axle ready mix	30.03	25.79 + a
Four axle trucks, heavy duty trailer (up to 40 tons)	30.08	25.79 + a
Four axle ready-mix	30.13	25.79 + a
Heavy duty trailer (40 tons and over)	30.35	25.79 + a

Project: Putnam Elementary School Chiller Replacement (Meriden)

Specialized earth moving equipment other than conventional type on- 30.13 25.79 + a
the road trucks and semi-trailer (including Euclids)

----POWER EQUIPMENT OPERATORS----

Group 1: Crane handling or erecting structural steel or stone, 42.45 25.30 + a
hoisting engineer (2 drums or over), front end loader (7 cubic yards or
over), Work Boat 26 ft. & Over, Tunnel Boring Machines. (Trade
License Required)

Group 2: Cranes (100 ton rate capacity and over); Excavator over 2 42.11 25.30 + a
cubic yards; Piledriver (\$3.00 premium when operator controls
hammer); Bauer Drill/Caisson. (Trade License Required)

Group 3: Excavator/Backhoe under 2 cubic yards; Cranes (under 100 41.32 25.30 + a
ton rated capacity), Gradall; Master Mechanic; Hoisting Engineer (all
types of equipment where a drum and cable are used to hoist or drag
material regardless of motive power of operation), Rubber Tire
Excavator (Drott-1085 or similar); Grader Operator; Bulldozer Fine
Grade (slopes, shaping, laser or GPS, etc.). (Trade License Required)

Group 4: Trenching Machines; Lighter Derrick; Concrete Finishing 40.91 25.30 + a
Machine; CMI Machine or Similar; Koehring Loader (Skooper)

Group 5: Specialty Railroad Equipment; Asphalt Paver; Asphalt 40.28 25.30 + a
Spreader; Asphalt Reclaiming Machine; Line Grinder; Concrete
Pumps; Drills with Self Contained Power Units; Boring Machine; Post
Hole Digger; Auger; Pounder; Well Digger; Milling Machine (over 24

Group 5 continued: Side Boom; Combination Hoe and Loader; 40.28 25.30 + a
Directional Driller.

Group 6: Front End Loader (3 up to 7 cubic yards); Bulldozer (rough 39.95 25.30 + a
grade dozer).

Group 7: Asphalt Roller; Concrete Saws and Cutters (ride on types); 39.59 25.30 + a
Vermeer Concrete Cutter; Stump Grinder; Scraper; Snooper; Skidder;
Milling Machine (24

Group 8: Mechanic, Grease Truck Operator, Hydroblaster, Barrier 39.17 25.30 + a
Mover, Power Stone Spreader; Welder; Work Boat under 26 ft.;
Transfer Machine.

Group 9: Front End Loader (under 3 cubic yards), Skid Steer Loader 38.71 25.30 + a
regardless of attachments (Bobcat or Similar); Fork Lift, Power
Chipper; Landscape Equipment (including hydroseeder).

Group 10: Vibratory Hammer, Ice Machine, Diesel and Air Hammer, 36.54 25.30 + a
etc.

Group 11: Conveyor, Earth Roller; Power Pavement Breaker 36.54 25.30 + a
(whiphammer), Robot Demolition Equipment.

Group 12: Wellpoint Operator. 36.48 25.30 + a

As of: March 2, 2021

Project: Putnam Elementary School Chiller Replacement (Meriden)

Group 13: Compressor Battery Operator.	35.86	25.30 + a
Group 14: Elevator Operator; Tow Motor Operator (Solid Tire No Rough Terrain).	34.66	25.30 + a
Group 15: Generator Operator; Compressor Operator; Pump Operator; Welding Machine Operator; Heater Operator.	34.23	25.30 + a
Group 16: Maintenance Engineer/Oiler	33.54	25.30 + a
Group 17: Portable asphalt plant operator; portable crusher plant operator; portable concrete plant operator.	38.11	25.30 + a
Group 18: Power Safety Boat; Vacuum Truck; Zim Mixer; Sweeper; (minimum for any job requiring CDL license).	35.53	25.30 + a
**NOTE: SEE BELOW		
----LINE CONSTRUCTION----(Railroad Construction and Maintenance)---		
-		
20) Lineman, Cable Splicer, Technician	48.19	6.5% + 22.00
21) Heavy Equipment Operator	42.26	6.5% + 19.88
22) Equipment Operator, Tractor Trailer Driver, Material Men	40.96	6.5% + 19.21
23) Driver Groundmen	26.5	6.5% + 9.00
23a) Truck Driver	40.96	6.5% + 17.76
----LINE CONSTRUCTION----		
24) Driver Groundmen	30.92	6.5% + 9.70
25) Groundmen	22.67	6.5% + 6.20
26) Heavy Equipment Operators	37.1	6.5% + 10.70
27) Linemen, Cable Splicers, Dynamite Men	41.22	6.5% + 12.20

As of: March 2, 2021

Project: Putnam Elementary School Chiller Replacement (Meriden)

28) Material Men, Tractor Trailer Drivers, Equipment Operators

35.04

6.5% + 10.45

Project: Putnam Elementary School Chiller Replacement (Meriden)

Welders: Rate for craft to which welding is incidental.

*Note: Hazardous waste removal work receives additional \$1.25 per hour for truck drivers.

**Note: Hazardous waste premium \$3.00 per hour over classified rate

ALL Cranes: When crane operator is operating equipment that requires a fully licensed crane operator to operate he receives an extra \$4.00 premium in addition to the hourly wage rate and benefit contributions:

- 1) Crane handling or erecting structural steel or stone; hoisting engineer (2 drums or over)**
- 2) Cranes (100 ton rate capacity and over) Bauer Drill/Caisson**
- 3) Cranes (under 100 ton rated capacity)**

Crane with 150 ft. boom (including jib) - \$1.50 extra

Crane with 200 ft. boom (including jib) - \$2.50 extra

Crane with 250 ft. boom (including jib) - \$5.00 extra

Crane with 300 ft. boom (including jib) - \$7.00 extra

Crane with 400 ft. boom (including jib) - \$10.00 extra

All classifications that indicate a percentage of the fringe benefits must be calculated at the percentage rate times the "base hourly rate".

Apprentices duly registered under the Commissioner of Labor's regulations on "Work Training Standards for Apprenticeship and Training Programs" Section 31-51-d-1 to 12, are allowed to be paid the appropriate percentage of the prevailing journeymen hourly base and the full fringe benefit rate, providing the work site ratio shall not be less than one full-time journeyman instructing and supervising the work of each apprentice in a specific trade.

--Connecticut General Statute Section 31-55a: Annual Adjustments to wage rates by contractors doing

The Prevailing wage rates applicable to this project are subject to annual adjustments each July 1st for the duration of the project.

Each contractor shall pay the annual adjusted prevailing wage rate that is in effect each July 1st, as posted by the Department of Labor.

It is the contractor's responsibility to obtain the annual adjusted prevailing wage rate increases directly from the Department of Labor's website.

The annual adjustments will be posted on the Department of Labor's Web page: www.ct.gov/dol. For those without internet access, please contact the division listed below.

The Department of Labor will continue to issue the initial prevailing wage rate schedule to the Contracting Agency for the project.

All subsequent annual adjustments will be posted on our Web Site for contractor access.

Contracting Agencies are under no obligation pursuant to State labor law to pay any increase due to the annual adjustment provision.

Effective October 1, 2005 - Public Act 05-50: any person performing the work of any mechanic, laborer, or worker shall be paid prevailing wage

All Person who perform work ON SITE must be paid prevailing wage for the appropriate mechanic, laborer, or worker classification.

All certified payrolls must list the hours worked and wages paid to All Persons who perform work ON SITE regardless of their ownership i.e.: (Owners, Corporate Officers, LLC Members, Independent Contractors, et. al)

Reporting and payment of wages is required regardless of any contractual relationship alleged to exist between the contractor and such person.

As of: March 2, 2021

Project: Putnam Elementary School Chiller Replacement (Meriden)

~~Unlisted classifications needed for work not included within the scope of the classifications listed may be added after award only as provided in the labor standards contract clause (29 CFR 5.5 (a) (1) (ii)).

Please direct any questions which you may have pertaining to classification of work and payment of prevailing wages to the Wage and Workplace Standards Division, telephone (860)263-6790.

As of: March 2, 2021

STANDARD FORM OF AGREEMENT
BETWEEN OWNER AND CONTRACTOR
ON THE BASIS OF A STIPULATED PRICE
B021-26 ISRAEL PUTNAM ELEMNTARY SCHOOL CHILLER REPLACEMENT

THIS AGREEMENT is dated as of the _____ day of _____ 2021 by and between the City of Meriden, 142 East Main Street Meriden, CT 06450 hereinafter called OWNER and the _____ hereinafter called CONTRACTOR.

OWNER and CONTRACTOR, in consideration of the mutual covenants hereinafter set forth, agree as follows:

Article 1. WORK.

CONTRACTOR shall complete all Work as specified or indicated in the Contract Documents. The Work is generally described as follows:

The Project for which the Work under the Contract Documents may be the whole or only a part is generally described as follows:

Article 2. ENGINEER.

The Project has been designed by the Bemis Associates, LLC Consulting Engineers who is hereinafter called ENGINEER and who is to act as Owner's representative, assume all duties and responsibilities and has the rights and authority assigned to ENGINEER in the Contract Documents in connection with completion of the Work in accordance with the contract documents.

Article 3. CONTRACT TIMES.

3.1 The Work will be substantially completed by June 1, 2021 after the date when the Contract Times commence to run as provided in paragraph 2.03 of the General Conditions, and completed and ready for final payment in accordance with paragraph 14.07B of the General Conditions by June 1, 2021 after the date when the Contract Times commence to run.

3.2 Liquidated Damages. OWNER and CONTRACTOR recognize that time is of the essence of this Agreement and that OWNER will suffer financial loss if the Work is not completed within the times specified in paragraph 3.1 above, plus any extensions thereof allowed in accordance with Article 12 of the General Conditions. They also recognize the delays, expense and difficulties involved in proving the actual loss suffered by OWNER if the Work is not completed on time. Accordingly, instead of requiring any such proof, OWNER and CONTRACTOR agree that as liquidated damages for delay (but not as a penalty) CONTRACTOR shall pay OWNER One Thousand Dollars (**\$1,000.00**) for each day that expires after the time specified in paragraph 3.1 for Substantial Completion until the Work is substantially complete. After Substantial Completion, if CONTRACTOR shall neglect, refuse or fail to complete the remaining Work within the time specified in paragraph 3.1 for completion and readiness for final payment or any proper extension thereof granted by OWNER, CONTRACTOR shall pay OWNER One Thousand Dollars (**\$1,000.00**) for each day that expires after the time specified in paragraph 3.1 for completion and readiness for final payment.

Article 4. CONTRACT PRICE.

OWNER shall pay CONTRACTOR for completion of the Work in accordance with the Contract Documents an amount in current funds equal to the sum of the amounts determined pursuant to paragraphs 4.1 and 4.2 below:

4.1. For all Work, other than Unit Price Work, a Lump Sum of: _____
Figures

Written

All specific cash allowances are included in the above price and have been computed in accordance with 11.02 of the General Conditions;

Plus
4.2. For all Unit Price Work, an amount equal to the sum of the established unit price for each separately identified item of Unit Price Work times the estimated quantity of that item as indicated in this paragraph 4.2:

UNIT PRICE WORK

NO.	ITEM	UNIT	ESTIMATED QUANTITY	UNIT PRICE	TOTAL ESTIMATED
TOTAL OF ALL UNIT PRICES:					
_____			\$	_____	
Written				Figures	

Bid Attached.

As provided in paragraph 11.03 of the General Conditions estimated quantities are not guaranteed, and determinations of actual quantities and classification are to be made by ENGINEER as provided in paragraph 9.07 of the General Conditions. Unit prices have been computed as provided in paragraph 11.03C of the General Conditions.

(The Bid may be attached. Any attachments and/or exhibits attached should be listed in Article 8).

If adjustment prices for variations from stipulated Base Bid quantities have been agreed to, insert appropriate provisions.

Article 5. PROGRESS PAYMENTS.

- 5.1 Based upon applications for Payment submitted to the Engineer by the Contractor and Certificates for Payment issued by the Engineer, the Owner shall make progress payments on account to the Contractor as provided below and elsewhere in the Contract Documents.
- 5.2 The period covered by each Application for Payment shall be one calendar month ending on the last day of the month.

- 5.3 Each Application for Payment shall be based upon the Schedule of Values submitted by the Contractor in accordance with the Contract Documents. The Schedule of Values shall allocate the entire Contract Sum among the various portions of the Work and be prepared in such form and supported by such data to substantiate its accuracy as the Engineer may require. This Schedule, unless objected to by the Engineer, shall be used as a basis for reviewing the Contractor's Applications for Payment.
- 5.4 Applications for Payment shall indicate the percentage of completion of each portion of the Work as of the end of the period covered by the Application for Payment.
- 5.5 Subject to the provisions of the Contract Documents, the amount of each progress payment shall be computed as follows:

5.6.1 Take that portion of the Contract sum properly allocable to completed work as determined by multiplying the percentage completion of each portion of the Work by the share of the total Contract Sum allocated to that portion of the work in the Schedule of Values, less retainage of five percent (5 percent). Pending final determination of cost to the Owner of changes in the Work, amounts not in dispute may be included as provided in appropriate sections of the General Conditions even though the Contract Sum has not yet been adjusted by Change Order.

5.6.2 Add that portion of the Contract Sum properly allocable to materials and equipment delivered and suitably stored at the site for subsequent incorporation in the completed construction (or, if approved in advance by the Owner, suitably stored off the site at a location agreed upon in writing) less retainage of five percent (5 percent).

5.6.3 Subtract the aggregate of previous payments made by the Owner; and

5.6.4 Subtract amounts, if any, for which the Engineer has withheld or nullified a Certificate for Payment as provided in Paragraph 14.02.B.5 of the General Conditions.

5.7 The progress payment amount determined in accordance with Paragraph 5.6 shall be further modified under the following circumstances;

(Not applicable)

5.7.1 Add, upon Substantial Completion of the Work, a sum sufficient to increase the total payments to ninety-five percent (95) of the Contract Sum, less such amounts as the Engineer shall determine for incomplete Work and unsettled claims; and

5.7.2 Add, if final completion of the Work is thereafter materially delayed, through no fault of the Contractor, additional amounts payable in accordance with Paragraph 14.08 of the General Conditions.

5.8 Reduction or limitation of retainage, if any shall be as follows:

(Not applicable)

Article 6. INTEREST.

No interest shall be due or paid on any monies not paid when due.

Article 7. CONTRACTOR'S REPRESENTATIONS.

In order to induce OWNER to enter into this Agreement CONTRACTOR makes the following representations:

7.1. CONTRACTOR has examined and carefully studied the Contract Documents including the Addenda listed in paragraph 8 and the other related data identified in the Bidding Documents including "technical data."

7.2. CONTRACTOR has visited the site and become familiar with and is satisfied as to the general, local and site conditions that may affect cost, progress, performance or furnishing of the Work.

7.3. CONTRACTOR is familiar with and is satisfied as to all federal, state and local Laws and Regulations that may affect cost, progress, performance and furnishing of the Work.

7.4. CONTRACTOR has carefully studied all reports of explorations and tests of subsurface conditions at or contiguous to the site and all drawings of physical conditions in or relating to existing surface or subsurface structures at or contiguous to the site (except Underground Facilities) which have been identified in the Supplementary Conditions as provided in paragraph 4.02 of the General Conditions. CONTRACTOR accepts the determination of the extent of the "technical data" contained in such reports and drawings upon which CONTRACTOR is entitled to rely. CONTRACTOR acknowledges that such reports and drawings are not Contract Documents and may not be complete for Contractor's purposes. CONTRACTOR acknowledges that OWNER and ENGINEER do not assume responsibility for the accuracy or completeness of information and data shown or indicated in the Contract Documents with respect to Underground Facilities at or contiguous to the site. CONTRACTOR has obtained and carefully studied assumes responsibility for having done so) all such additional supplementary examinations, investigations, explorations, tests, studies and data concerning conditions (surface, subsurface and Underground Facilities) at or contiguous to the site or otherwise which may affect cost, progress, performance or furnishing of the Work or which relate to any aspect of the means, methods, techniques, sequences and procedures of construction to be employed by CONTRACTOR and safety precautions and programs incident thereto. CONTRACTOR does not consider that any additional examinations, investigations, explorations, tests, studies or data are necessary for the performance and furnishing of the Work at the Contract Price, within the Contract Times and in accordance with the other terms and conditions of the contract Documents.

7.5. CONTRACTOR is aware of the general nature of work to be performed by OWNER and others at the site that relates to the Work as indicated in the Contract Documents.

7.6. CONTRACTOR has correlated the information known to CONTRACTOR, information and observation obtained from visits to the site, reports and drawings identified in the Contract Documents and all additional examinations, investigations, explorations, tests, studies and data with the Contract Documents.

7.7. CONTRACTOR has given ENGINEER written notice of all conflicts, errors, ambiguities or discrepancies that CONTRACTOR has discovered in the Contract Documents and the written resolution thereof by ENGINEER is acceptable to CONTRACTOR, and the Contract Documents are generally sufficient to indicate and convey understanding of all terms and conditions for performance and furnishing of the Work.

Article 8. CONTRACT DOCUMENTS.

The Contract Documents, which comprise the entire agreement between OWNER and CONTRACTOR concerning the Work, consist of the following:

8.1. This Agreement.

8.2. General Conditions and Supplemental General Conditions.

8.3. Notice of Award – **Attachment A**

8.4. Performance, Payment, and other Bonds – **Attachment B.**

8.5. Insurance certificate – **Attachment C**

8.6. Contractor's Bid Proposal, Non-Collusive Bid Statement, Bidder's Qualification Statement, St of CT Forms that are applicable - **Attachment D**

8.7. Connecticut Department of Labor – Wage and Workplace Standards Division.

8.8. **“By Reference”**: The complete Specifications as included in the bidding documents bearing the title.

8.9. **“By Reference”**: List of Drawings: Sheet No's. ____ through ____ included in the bidding documents.

The above documents are on file in the City of Meriden's Purchasing Department.

8.10. Addenda numbers ____.

(Those addenda which pertain exclusively to the bidding process need not be listed.)

8.11. The following which may be delivered or issued after the Effective Date of the Agreement and are not attached hereto: All-Written Amendments and other documents amending, modifying or supplementing the Contract Documents pursuant to paragraphs 3.04 and 3.05 of the General Conditions.

There are no Contract Documents other than those listed above. The Contract Documents may only be amended, modified or supplemented as provided in paragraphs 3.04 and 3.05 of the General Conditions.

Article 9. MISCELLANEOUS.

9.1. Terms used in this Agreement which are defined in Article I of the General Conditions will have the meanings indicated in the General Conditions.

9.2. No assignment by a party hereto of any rights under or interests in the Contract Documents will be binding on another party hereto without the written consent of the party sought to be bound; and, specifically but without limitation, moneys that may become due and moneys that are due may not be assigned without such consent (except to the extent that the effect of this restriction may be limited by law), and unless specifically stated to the contrary in any written consent to an assignment no assignment will release or discharge the assignor from any duty or responsibility under the Contract Documents.

9.3. OWNER and CONTRACTOR each binds itself, its partners, successors, assigns and legal representatives to the other party hereto, its partners, successors, assigns and legal representatives in respect to all covenants, agreements and obligations contained in the Contract Documents.

9.4. Any provision or part of the Contract Documents held to be void or unenforceable under any Law or Regulation shall be deemed stricken, and all remaining provisions shall continue to be valid and binding upon OWNER and CONTRACTOR, who agree that the Contract Documents shall be reformed to replace such stricken provision or part thereof with a valid and enforceable provision that comes as close as possible to expressing the intention of the stricken provision.

9.5 OTHER PROVISIONS.

Non-Discrimination and Affirmative Action Provisions

(A)(1) The Contractor agrees and warrants that in the performance of the Contract such Contractor will not discriminate or permit discrimination against any person or group of persons on the grounds of race, color, religious creed, age, marital status, national origin, ancestry, sex, gender identity or expression, sexual orientation, intellectual disability, mental disability or physical disability, including, but not limited to, blindness, unless it is shown by such Contractor that such disability prevents performance of the work involved, in any manner prohibited by the laws of the United States or of the state of Connecticut. The Contractor further agrees to take affirmative action to insure that applicants with job-related qualifications are employed and that employees are treated when employed without regard to of race, color, religious creed, age, marital status, national origin, ancestry, sex, gender identity or expression, intellectual disability, mental disability or physical disability, including, but not limited to, blindness, unless it is shown by such Contractor that such disability prevents performance of the work involved; (2) the Contractor agrees, in all solicitations or advertisements for employees placed by or on behalf of the Contractor, to state that it is an "affirmative action-equal opportunity employer" in accordance with regulations adopted by the commission; (3) the Contractor agrees to provide each labor union or representative of workers with which such Contractor has a collective bargaining agreement or other contract or understanding and each vendor with which such Contractor has a contract or understanding, a notice to be provided by the commission advising the labor union or workers' representative of the Contractor's commitments under this section, and to post copies of the notice in conspicuous places available to employees and applicants for employment; (4) the Contractor agrees to comply with each provision of this section and sections 46a-68e and 46a-68f and with each regulation or relevant order issued by said commission pursuant to sections 46a-56, 46a-68e, 46a-68f and 46a-86; (5) the Contractor agrees to provide the Commission on Human Rights and Opportunities with such information requested by the commission, and permit access to

pertinent books, records and accounts, concerning the employment practices and procedures of the Contractor as relate to the provisions of this section and section 46a-56.

- (B) Any Contractor who is a party to a municipal public works contract or quasi-public agency project, where any such contract is valued at less than \$50,000 for each year of the contract, shall provide the Commission on Human Rights and Opportunities with a written or electronic representation that complies with the nondiscrimination agreement and warranty under subsection (A)(1) above, provided if there is any change in such representation, the Contractor shall provide the updated representation to the Commission not later than 30 days after such change. Any Contractor who is a party to a municipal public works contract or a quasi-public agency project, where any such contract is valued at \$50,000 or more for any year of the contract, shall provide the Commission with any one of the following: (1) Documentation in the form of a company or corporate policy adopted by resolution of the board of directors, shareholder, managers, members or other governing body of such Contractor that complies with the nondiscrimination agreement and warranty under subsection (A)(1) of this section; (2) Documentation in the form of a company or corporate policy adopted by a prior resolution of the board of directors, shareholders, managers, members or other governing body of such contractor if (a) the prior resolution is certified by a duly authorized corporate officer of such contractor to be in effect on the date the documentation is submitted, and the executive director of the Commission on Human Rights and Opportunities or designee certifies that the prior resolution complies with the nondiscrimination agreement and warranty under subdivision (A)(1) of this section; or (3) Documentation in the form of an affidavit signed under penalty of false statement by a chief executive officer, president, chairperson or other corporate officer duly authorized to adopt company or corporate policy that certifies that the company or corporate policy of the contractor complies with the nondiscrimination agreement and warranty under subdivision (A)(1) of this section and is in effect on the date the affidavit is signed..
- (C) If the Contract is a municipal public works contract or a quasi-public agency project, the Contractor agrees and warrants that s/he will make good faith efforts to employ minority business enterprises as subcontractors and suppliers of materials on such public works project. The Contractor shall include the provisions of subdivision (A)(1) of this section in every subcontract or purchase order entered into to fulfill any obligation of a municipal public works contract or contract for a quasi-public agency project, and such provisions shall be binding on a subcontractor, vendor or manufacturer, unless exempted by regulations or orders of the Commission on Human Rights and Opportunities. The Contractor shall take such action with respect to any such subcontract or purchase order as the Commission may direct as a means of enforcing such provisions, including sanctions for noncompliance in accordance with section 46a-56; provided, if such Contractor becomes involved in, or is threatened with, litigation with a subcontractor or vendor as a result of such direction by the Commission regarding a state contract, the contractor may request the state of Connecticut to enter into any such litigation or negotiation prior thereto to protect the interests of the state and the state may so enter.
- (D) "Minority business enterprise" means any small contractor or supplier of materials fifty-one per cent or more of the capital stock, if any, or assets of which is owned by a person or persons: (1) Who are active in the daily affairs of the enterprise, (2) who have the power to direct the management and policies of the enterprise and (3) who are members of a minority, as such term is defined in subsection (a) of section 32-9n; and "good faith" means that degree of diligence which a reasonable person would exercise in the performance of legal duties and obligations. "Good faith efforts" shall include, but not be limited to, those reasonable initial efforts necessary to comply with statutory or regulatory requirements and additional or substituted

efforts when it is determined that such initial efforts will not be sufficient to comply with such requirements. Determination of the Contractor's good faith efforts shall include, but shall not be eliminated to, the following factors: The contractor's employment and subcontracting policies, patterns and practices; affirmative advertising recruitment and training; technical assistance activities and such other reasonable activities or efforts as the Commission on Human Rights and Opportunities may prescribe that are designed to ensure the participation of minority business enterprises in municipal public works contracts or quasi-public agency projects. "Municipal public works project" means that portion of an agreement entered into on or after October 1, 2015, between any individual, firm or corporation and a municipality for the construction, rehabilitation, conversion, extension, demolition or repair of a public building, highway or other changes or improvements in real property, which is financed in whole or in part by the state, including, but not limited to, matching expenditures, grants, loans, insurance or guarantees but excluding any project of an alliance district, as defined in section 10-262u, finance by the state funding in an amount equal to fifty thousand dollars or less. "Quasi-public agency project" means the construction, rehabilitation, conversion, extension, demolition or repair of a building or other changes or improvements in real property pursuant to a contract entered into on or after October 1, 2015, which is financed in whole or in part by a quasi-public agency using state funds, including, but not limited to, matching expenditures, grants, loans, insurance or guarantees.

[Insert other provisions here if applicable.]

WITNESS WHEREOF, the parties hereto have affixed their names and seals.

THE CITY OF MERIDEN

CONTRACTOR:

Timothy Coon, City Manager
Duly Authorized

Duly Authorized

Date: _____

Date: _____

STANDARD GENERAL CONDITIONS OF THE CONSTRUCTION CONTRACT

Prepared by

ENGINEERS JOINT CONTRACT DOCUMENTS COMMITTEE

and

Issued and Published Jointly by



AMERICAN COUNCIL OF ENGINEERING COMPANIES

ASSOCIATED GENERAL CONTRACTORS OF AMERICA

AMERICAN SOCIETY OF CIVIL ENGINEERS

PROFESSIONAL ENGINEERS IN PRIVATE PRACTICE
A Practice Division of the
NATIONAL SOCIETY OF PROFESSIONAL ENGINEERS

Endorsed by



CONSTRUCTION SPECIFICATIONS INSTITUTE

Copyright © 2007 National Society of Professional Engineers
1420 King Street, Alexandria, VA 22314-2794
(703) 684-2882
www.nspe.org

American Council of Engineering Companies
1015 15th Street N.W., Washington, DC 20005
(202) 347-7474
www.acec.org

American Society of Civil Engineers
1801 Alexander Bell Drive, Reston, VA 20191-4400
(800) 548-2723
www.asce.org

Associated General Contractors of America
2300 Wilson Boulevard, Suite 400, Arlington, VA 22201-3308
(703) 548-3118
www.agc.org

The copyright for this EJCDC document is owned jointly by the four
EJCDC sponsoring organizations and held in trust for their benefit by NSPE.

STANDARD GENERAL CONDITIONS OF THE CONSTRUCTION CONTRACT

TABLE OF CONTENTS

	Page
Article 1 – Definitions and Terminology.....	1
1.01 Defined Terms	1
1.02 Terminology	5
Article 2 – Preliminary Matters.....	6
2.01 Delivery of Bonds and Evidence of Insurance.....	6
2.02 Copies of Documents	6
2.03 Commencement of Contract Times; Notice to Proceed.....	6
2.04 Starting the Work	7
2.05 Before Starting Construction.....	7
2.06 Preconstruction Conference; Designation of Authorized Representatives	7
2.07 Initial Acceptance of Schedules	7
Article 3 – Contract Documents: Intent, Amending, Reuse.....	8
3.01 Intent	8
3.02 Reference Standards	8
3.03 Reporting and Resolving Discrepancies	9
3.04 Amending and Supplementing Contract Documents	9
3.05 Reuse of Documents.....	10
3.06 Electronic Data	10
Article 4 – Availability of Lands; Subsurface and Physical Conditions; Hazardous Environmental Conditions; Reference Points	11
4.01 Availability of Lands	11
4.02 Subsurface and Physical Conditions	11
4.03 Differing Subsurface or Physical Conditions	12
4.04 Underground Facilities	13
4.05 Reference Points.....	14
4.06 Hazardous Environmental Condition at Site	14
Article 5 – Bonds and Insurance	16
5.01 Performance, Payment, and Other Bonds	16
5.02 Licensed Sureties and Insurers	16
5.03 Certificates of Insurance.....	17
5.04 Contractor’s Insurance.....	17
5.05 Owner’s Liability Insurance	19
5.06 Property Insurance	19
5.07 Waiver of Rights.....	20
5.08 Receipt and Application of Insurance Proceeds	21

5.09	Acceptance of Bonds and Insurance; Option to Replace.....	21
5.10	Partial Utilization, Acknowledgment of Property Insurer	22
Article 6 – Contractor’s Responsibilities		22
6.01	Supervision and Superintendence	22
6.02	Labor; Working Hours	22
6.03	Services, Materials, and Equipment.....	22
6.04	Progress Schedule.....	23
6.05	Substitutes and “Or-Equals”	23
6.06	Concerning Subcontractors, Suppliers, and Others	25
6.07	Patent Fees and Royalties.....	27
6.08	Permits	27
6.09	Laws and Regulations	28
6.10	Taxes.....	28
6.11	Use of Site and Other Areas	28
6.12	Record Documents	29
6.13	Safety and Protection.....	29
6.14	Safety Representative	30
6.15	Hazard Communication Programs.....	30
6.16	Emergencies.....	30
6.17	Shop Drawings and Samples.....	31
6.18	Continuing the Work.....	32
6.19	Contractor’s General Warranty and Guarantee.....	33
6.20	Indemnification.....	33
6.21	Delegation of Professional Design Services	34
Article 7 – Other Work at the Site		35
7.01	Related Work at Site.....	35
7.02	Coordination	35
7.03	Legal Relationships	36
Article 8 – Owner’s Responsibilities		36
8.01	Communications to Contractor	36
8.02	Replacement of Engineer	36
8.03	Furnish Data	36
8.04	Pay When Due	36
8.05	Lands and Easements; Reports and Tests	36
8.06	Insurance.....	36
8.07	Change Orders	37
8.08	Inspections, Tests, and Approvals.....	37
8.09	Limitations on Owner’s Responsibilities.....	37
8.10	Undisclosed Hazardous Environmental Condition	37
8.11	Evidence of Financial Arrangements.....	37
8.12	Compliance with Safety Program	37
Article 9 – Engineer’s Status During Construction		37
9.01	Owner’s Representative	37

9.02	Visits to Site.....	37
9.03	Project Representative.....	38
9.04	Authorized Variations in Work.....	38
9.05	Rejecting Defective Work.....	38
9.06	Shop Drawings, Change Orders and Payments.....	39
9.07	Determinations for Unit Price Work.....	39
9.08	Decisions on Requirements of Contract Documents and Acceptability of Work.....	39
9.09	Limitations on Engineer’s Authority and Responsibilities.....	39
9.10	Compliance with Safety Program.....	40
Article 10 – Changes in the Work; Claims.....		40
10.01	Authorized Changes in the Work.....	40
10.02	Unauthorized Changes in the Work.....	41
10.03	Execution of Change Orders.....	41
10.04	Notification to Surety.....	41
10.05	Claims.....	41
Article 11 – Cost of the Work; Allowances; Unit Price Work.....		42
11.01	Cost of the Work.....	42
11.02	Allowances.....	45
11.03	Unit Price Work.....	45
Article 12 – Change of Contract Price; Change of Contract Times.....		46
12.01	Change of Contract Price.....	46
12.02	Change of Contract Times.....	47
12.03	Delays.....	47
Article 13 – Tests and Inspections; Correction, Removal or Acceptance of Defective Work.....		48
13.01	Notice of Defects.....	48
13.02	Access to Work.....	48
13.03	Tests and Inspections.....	49
13.04	Uncovering Work.....	49
13.05	Owner May Stop the Work.....	50
13.06	Correction or Removal of Defective Work.....	50
13.07	Correction Period.....	50
13.08	Acceptance of Defective Work.....	51
13.09	Owner May Correct Defective Work.....	52
Article 14 – Payments to Contractor and Completion.....		52
14.01	Schedule of Values.....	52
14.02	Progress Payments.....	52
14.03	Contractor’s Warranty of Title.....	55
14.04	Substantial Completion.....	55
14.05	Partial Utilization.....	56
14.06	Final Inspection.....	57
14.07	Final Payment.....	57
14.08	Final Completion Delayed.....	58

14.09 Waiver of Claims.....	58
Article 15 – Suspension of Work and Termination.....	59
15.01 Owner May Suspend Work.....	59
15.02 Owner May Terminate for Cause.....	59
15.03 Owner May Terminate For Convenience	60
15.04 Contractor May Stop Work or Terminate.....	60
Article 16 – Dispute Resolution.....	61
16.01 Methods and Procedures	61
Article 17 – Miscellaneous	61
17.01 Giving Notice	61
17.02 Computation of Times.....	62
17.03 Cumulative Remedies	62
17.04 Survival of Obligations	62
17.05 Controlling Law.....	62
17.06 Headings	62

ARTICLE 1 – DEFINITIONS AND TERMINOLOGY

1.01 *Defined Terms*

- A. Wherever used in the Bidding Requirements or Contract Documents and printed with initial capital letters, the terms listed below will have the meanings indicated which are applicable to both the singular and plural thereof. In addition to terms specifically defined, terms with initial capital letters in the Contract Documents include references to identified articles and paragraphs, and the titles of other documents or forms.
1. *Addenda*—Written or graphic instruments issued prior to the opening of Bids which clarify, correct, or change the Bidding Requirements or the proposed Contract Documents.
 2. *Agreement*—The written instrument which is evidence of the agreement between Owner and Contractor covering the Work.
 3. *Application for Payment*—The form acceptable to Engineer which is to be used by Contractor during the course of the Work in requesting progress or final payments and which is to be accompanied by such supporting documentation as is required by the Contract Documents.
 4. *Asbestos*—Any material that contains more than one percent asbestos and is friable or is releasing asbestos fibers into the air above current action levels established by the United States Occupational Safety and Health Administration.
 5. *Bid*—The offer or proposal of a Bidder submitted on the prescribed form setting forth the prices for the Work to be performed.
 6. *Bidder*—The individual or entity who submits a Bid directly to Owner.
 7. *Bidding Documents*—The Bidding Requirements and the proposed Contract Documents (including all Addenda).
 8. *Bidding Requirements*—The advertisement or invitation to bid, Instructions to Bidders, Bid security of acceptable form, if any, and the Bid Form with any supplements.
 9. *Change Order*—A document recommended by Engineer which is signed by Contractor and Owner and authorizes an addition, deletion, or revision in the Work or an adjustment in the Contract Price or the Contract Times, issued on or after the Effective Date of the Agreement.
 10. *Claim*—A demand or assertion by Owner or Contractor seeking an adjustment of Contract Price or Contract Times, or both, or other relief with respect to the terms of the Contract. A demand for money or services by a third party is not a Claim.
 11. *Contract*—The entire and integrated written agreement between the Owner and Contractor concerning the Work. The Contract supersedes prior negotiations, representations, or agreements, whether written or oral.

12. *Contract Documents*—Those items so designated in the Agreement. Only printed or hard copies of the items listed in the Agreement are Contract Documents. Approved Shop Drawings, other Contractor submittals, and the reports and drawings of subsurface and physical conditions are not Contract Documents.
13. *Contract Price*—The moneys payable by Owner to Contractor for completion of the Work in accordance with the Contract Documents as stated in the Agreement (subject to the provisions of Paragraph 11.03 in the case of Unit Price Work).
14. *Contract Times*—The number of days or the dates stated in the Agreement to: (i) achieve Milestones, if any; (ii) achieve Substantial Completion; and (iii) complete the Work so that it is ready for final payment as evidenced by Engineer’s written recommendation of final payment.
15. *Contractor*—The individual or entity with whom Owner has entered into the Agreement.
16. *Cost of the Work*—See Paragraph 11.01 for definition.
17. *Drawings*—That part of the Contract Documents prepared or approved by Engineer which graphically shows the scope, extent, and character of the Work to be performed by Contractor. Shop Drawings and other Contractor submittals are not Drawings as so defined.
18. *Effective Date of the Agreement*—The date indicated in the Agreement on which it becomes effective, but if no such date is indicated, it means the date on which the Agreement is signed and delivered by the last of the two parties to sign and deliver.
19. *Engineer*—The individual or entity named as such in the Agreement.
20. *Field Order*—A written order issued by Engineer which requires minor changes in the Work but which does not involve a change in the Contract Price or the Contract Times.
21. *General Requirements*—Sections of Division 1 of the Specifications.
22. *Hazardous Environmental Condition*—The presence at the Site of Asbestos, PCBs, Petroleum, Hazardous Waste, or Radioactive Material in such quantities or circumstances that may present a substantial danger to persons or property exposed thereto.
23. *Hazardous Waste*—The term Hazardous Waste shall have the meaning provided in Section 1004 of the Solid Waste Disposal Act (42 USC Section 6903) as amended from time to time.
24. *Laws and Regulations; Laws or Regulations*—Any and all applicable laws, rules, regulations, ordinances, codes, and orders of any and all governmental bodies, agencies, authorities, and courts having jurisdiction.
25. *Liens*—Charges, security interests, or encumbrances upon Project funds, real property, or personal property.
26. *Milestone*—A principal event specified in the Contract Documents relating to an intermediate completion date or time prior to Substantial Completion of all the Work.

27. *Notice of Award*—The written notice by Owner to the Successful Bidder stating that upon timely compliance by the Successful Bidder with the conditions precedent listed therein, Owner will sign and deliver the Agreement.
28. *Notice to Proceed*—A written notice given by Owner to Contractor fixing the date on which the Contract Times will commence to run and on which Contractor shall start to perform the Work under the Contract Documents.
29. *Owner*—The individual or entity with whom Contractor has entered into the Agreement and for whom the Work is to be performed.
30. *PCBs*—Polychlorinated biphenyls.
31. *Petroleum*—Petroleum, including crude oil or any fraction thereof which is liquid at standard conditions of temperature and pressure (60 degrees Fahrenheit and 14.7 pounds per square inch absolute), such as oil, petroleum, fuel oil, oil sludge, oil refuse, gasoline, kerosene, and oil mixed with other non-Hazardous Waste and crude oils.
32. *Progress Schedule*—A schedule, prepared and maintained by Contractor, describing the sequence and duration of the activities comprising the Contractor's plan to accomplish the Work within the Contract Times.
33. *Project*—The total construction of which the Work to be performed under the Contract Documents may be the whole, or a part.
34. *Project Manual*—The bound documentary information prepared for bidding and constructing the Work. A listing of the contents of the Project Manual, which may be bound in one or more volumes, is contained in the table(s) of contents.
35. *Radioactive Material*—Source, special nuclear, or byproduct material as defined by the Atomic Energy Act of 1954 (42 USC Section 2011 et seq.) as amended from time to time.
36. *Resident Project Representative*—The authorized representative of Engineer who may be assigned to the Site or any part thereof.
37. *Samples*—Physical examples of materials, equipment, or workmanship that are representative of some portion of the Work and which establish the standards by which such portion of the Work will be judged.
38. *Schedule of Submittals*—A schedule, prepared and maintained by Contractor, of required submittals and the time requirements to support scheduled performance of related construction activities.
39. *Schedule of Values*—A schedule, prepared and maintained by Contractor, allocating portions of the Contract Price to various portions of the Work and used as the basis for reviewing Contractor's Applications for Payment.

40. *Shop Drawings*—All drawings, diagrams, illustrations, schedules, and other data or information which are specifically prepared or assembled by or for Contractor and submitted by Contractor to illustrate some portion of the Work.
41. *Site*—Lands or areas indicated in the Contract Documents as being furnished by Owner upon which the Work is to be performed, including rights-of-way and easements for access thereto, and such other lands furnished by Owner which are designated for the use of Contractor.
42. *Specifications*—That part of the Contract Documents consisting of written requirements for materials, equipment, systems, standards and workmanship as applied to the Work, and certain administrative requirements and procedural matters applicable thereto.
43. *Subcontractor*—An individual or entity having a direct contract with Contractor or with any other Subcontractor for the performance of a part of the Work at the Site.
44. *Substantial Completion*—The time at which the Work (or a specified part thereof) has progressed to the point where, in the opinion of Engineer, the Work (or a specified part thereof) is sufficiently complete, in accordance with the Contract Documents, so that the Work (or a specified part thereof) can be utilized for the purposes for which it is intended. The terms “substantially complete” and “substantially completed” as applied to all or part of the Work refer to Substantial Completion thereof.
45. *Successful Bidder*—The Bidder submitting a responsive Bid to whom Owner makes an award.
46. *Supplementary Conditions*—That part of the Contract Documents which amends or supplements these General Conditions.
47. *Supplier*—A manufacturer, fabricator, supplier, distributor, materialman, or vendor having a direct contract with Contractor or with any Subcontractor to furnish materials or equipment to be incorporated in the Work by Contractor or Subcontractor.
48. *Underground Facilities*—All underground pipelines, conduits, ducts, cables, wires, manholes, vaults, tanks, tunnels, or other such facilities or attachments, and any encasements containing such facilities, including those that convey electricity, gases, steam, liquid petroleum products, telephone or other communications, cable television, water, wastewater, storm water, other liquids or chemicals, or traffic or other control systems.
49. *Unit Price Work*—Work to be paid for on the basis of unit prices.
50. *Work*—The entire construction or the various separately identifiable parts thereof required to be provided under the Contract Documents. Work includes and is the result of performing or providing all labor, services, and documentation necessary to produce such construction, and furnishing, installing, and incorporating all materials and equipment into such construction, all as required by the Contract Documents.
51. *Work Change Directive*—A written statement to Contractor issued on or after the Effective Date of the Agreement and signed by Owner and recommended by Engineer ordering an

addition, deletion, or revision in the Work, or responding to differing or unforeseen subsurface or physical conditions under which the Work is to be performed or to emergencies. A Work Change Directive will not change the Contract Price or the Contract Times but is evidence that the parties expect that the change ordered or documented by a Work Change Directive will be incorporated in a subsequently issued Change Order following negotiations by the parties as to its effect, if any, on the Contract Price or Contract Times.

1.02 Terminology

A. The words and terms discussed in Paragraph 1.02.B through F are not defined but, when used in the Bidding Requirements or Contract Documents, have the indicated meaning.

B. *Intent of Certain Terms or Adjectives:*

1. The Contract Documents include the terms “as allowed,” “as approved,” “as ordered,” “as directed” or terms of like effect or import to authorize an exercise of professional judgment by Engineer. In addition, the adjectives “reasonable,” “suitable,” “acceptable,” “proper,” “satisfactory,” or adjectives of like effect or import are used to describe an action or determination of Engineer as to the Work. It is intended that such exercise of professional judgment, action, or determination will be solely to evaluate, in general, the Work for compliance with the information in the Contract Documents and with the design concept of the Project as a functioning whole as shown or indicated in the Contract Documents (unless there is a specific statement indicating otherwise). The use of any such term or adjective is not intended to and shall not be effective to assign to Engineer any duty or authority to supervise or direct the performance of the Work, or any duty or authority to undertake responsibility contrary to the provisions of Paragraph 9.09 or any other provision of the Contract Documents.

C. *Day:*

1. The word “day” means a calendar day of 24 hours measured from midnight to the next midnight.

D. *Defective:*

1. The word “defective,” when modifying the word “Work,” refers to Work that is unsatisfactory, faulty, or deficient in that it:
 - a. does not conform to the Contract Documents; or
 - b. does not meet the requirements of any applicable inspection, reference standard, test, or approval referred to in the Contract Documents; or
 - c. has been damaged prior to Engineer’s recommendation of final payment (unless responsibility for the protection thereof has been assumed by Owner at Substantial Completion in accordance with Paragraph 14.04 or 14.05).

E. *Furnish, Install, Perform, Provide:*

1. The word “furnish,” when used in connection with services, materials, or equipment, shall mean to supply and deliver said services, materials, or equipment to the Site (or some other specified location) ready for use or installation and in usable or operable condition.
2. The word “install,” when used in connection with services, materials, or equipment, shall mean to put into use or place in final position said services, materials, or equipment complete and ready for intended use.
3. The words “perform” or “provide,” when used in connection with services, materials, or equipment, shall mean to furnish and install said services, materials, or equipment complete and ready for intended use.
4. When “furnish,” “install,” “perform,” or “provide” is not used in connection with services, materials, or equipment in a context clearly requiring an obligation of Contractor, “provide” is implied.

F. Unless stated otherwise in the Contract Documents, words or phrases that have a well-known technical or construction industry or trade meaning are used in the Contract Documents in accordance with such recognized meaning.

ARTICLE 2 – PRELIMINARY MATTERS

2.01 Delivery of Bonds and Evidence of Insurance

- A. When Contractor delivers the executed counterparts of the Agreement to Owner, Contractor shall also deliver to Owner such bonds as Contractor may be required to furnish.
- B. *Evidence of Insurance:* Before any Work at the Site is started, Contractor and Owner shall each deliver to the other, with copies to each additional insured identified in the Supplementary Conditions, certificates of insurance (and other evidence of insurance which either of them or any additional insured may reasonably request) which Contractor and Owner respectively are required to purchase and maintain in accordance with Article 5.

2.02 Copies of Documents

- A. Owner shall furnish to Contractor up to ten printed or hard copies of the Drawings and Project Manual. Additional copies will be furnished upon request at the cost of reproduction.

2.03 Commencement of Contract Times; Notice to Proceed

- A. The Contract Times will commence to run on the thirtieth day after the Effective Date of the Agreement or, if a Notice to Proceed is given, on the day indicated in the Notice to Proceed. A Notice to Proceed may be given at any time within 30 days after the Effective Date of the Agreement. In no event will the Contract Times commence to run later than the sixtieth day after the day of Bid opening or the thirtieth day after the Effective Date of the Agreement, whichever date is earlier.

2.04 *Starting the Work*

- A. Contractor shall start to perform the Work on the date when the Contract Times commence to run. No Work shall be done at the Site prior to the date on which the Contract Times commence to run.

2.05 *Before Starting Construction*

- A. *Preliminary Schedules:* Within 10 days after the Effective Date of the Agreement (unless otherwise specified in the General Requirements), Contractor shall submit to Engineer for timely review:
 - 1. a preliminary Progress Schedule indicating the times (numbers of days or dates) for starting and completing the various stages of the Work, including any Milestones specified in the Contract Documents;
 - 2. a preliminary Schedule of Submittals; and
 - 3. a preliminary Schedule of Values for all of the Work which includes quantities and prices of items which when added together equal the Contract Price and subdivides the Work into component parts in sufficient detail to serve as the basis for progress payments during performance of the Work. Such prices will include an appropriate amount of overhead and profit applicable to each item of Work.

2.06 *Preconstruction Conference; Designation of Authorized Representatives*

- A. Before any Work at the Site is started, a conference attended by Owner, Contractor, Engineer, and others as appropriate will be held to establish a working understanding among the parties as to the Work and to discuss the schedules referred to in Paragraph 2.05.A, procedures for handling Shop Drawings and other submittals, processing Applications for Payment, and maintaining required records.
- B. At this conference Owner and Contractor each shall designate, in writing, a specific individual to act as its authorized representative with respect to the services and responsibilities under the Contract. Such individuals shall have the authority to transmit instructions, receive information, render decisions relative to the Contract, and otherwise act on behalf of each respective party.

2.07 *Initial Acceptance of Schedules*

- A. At least 10 days before submission of the first Application for Payment a conference attended by Contractor, Engineer, and others as appropriate will be held to review for acceptability to Engineer as provided below the schedules submitted in accordance with Paragraph 2.05.A. Contractor shall have an additional 10 days to make corrections and adjustments and to complete and resubmit the schedules. No progress payment shall be made to Contractor until acceptable schedules are submitted to Engineer.
 - 1. The Progress Schedule will be acceptable to Engineer if it provides an orderly progression of the Work to completion within the Contract Times. Such acceptance will not impose on

Engineer responsibility for the Progress Schedule, for sequencing, scheduling, or progress of the Work, nor interfere with or relieve Contractor from Contractor's full responsibility therefor.

2. Contractor's Schedule of Submittals will be acceptable to Engineer if it provides a workable arrangement for reviewing and processing the required submittals.
3. Contractor's Schedule of Values will be acceptable to Engineer as to form and substance if it provides a reasonable allocation of the Contract Price to component parts of the Work.

ARTICLE 3 – CONTRACT DOCUMENTS: INTENT, AMENDING, REUSE

3.01 *Intent*

- A. The Contract Documents are complementary; what is required by one is as binding as if required by all.
- B. It is the intent of the Contract Documents to describe a functionally complete project (or part thereof) to be constructed in accordance with the Contract Documents. Any labor, documentation, services, materials, or equipment that reasonably may be inferred from the Contract Documents or from prevailing custom or trade usage as being required to produce the indicated result will be provided whether or not specifically called for, at no additional cost to Owner.
- C. Clarifications and interpretations of the Contract Documents shall be issued by Engineer as provided in Article 9.

3.02 *Reference Standards*

- A. Standards, Specifications, Codes, Laws, and Regulations
 1. Reference to standards, specifications, manuals, or codes of any technical society, organization, or association, or to Laws or Regulations, whether such reference be specific or by implication, shall mean the standard, specification, manual, code, or Laws or Regulations in effect at the time of opening of Bids (or on the Effective Date of the Agreement if there were no Bids), except as may be otherwise specifically stated in the Contract Documents.
 2. No provision of any such standard, specification, manual, or code, or any instruction of a Supplier, shall be effective to change the duties or responsibilities of Owner, Contractor, or Engineer, or any of their subcontractors, consultants, agents, or employees, from those set forth in the Contract Documents. No such provision or instruction shall be effective to assign to Owner, Engineer, or any of their officers, directors, members, partners, employees, agents, consultants, or subcontractors, any duty or authority to supervise or direct the performance of the Work or any duty or authority to undertake responsibility inconsistent with the provisions of the Contract Documents.

3.03 *Reporting and Resolving Discrepancies*

A. *Reporting Discrepancies:*

1. *Contractor's Review of Contract Documents Before Starting Work:* Before undertaking each part of the Work, Contractor shall carefully study and compare the Contract Documents and check and verify pertinent figures therein and all applicable field measurements. Contractor shall promptly report in writing to Engineer any conflict, error, ambiguity, or discrepancy which Contractor discovers, or has actual knowledge of, and shall obtain a written interpretation or clarification from Engineer before proceeding with any Work affected thereby.
2. *Contractor's Review of Contract Documents During Performance of Work:* If, during the performance of the Work, Contractor discovers any conflict, error, ambiguity, or discrepancy within the Contract Documents, or between the Contract Documents and (a) any applicable Law or Regulation, (b) any standard, specification, manual, or code, or (c) any instruction of any Supplier, then Contractor shall promptly report it to Engineer in writing. Contractor shall not proceed with the Work affected thereby (except in an emergency as required by Paragraph 6.16.A) until an amendment or supplement to the Contract Documents has been issued by one of the methods indicated in Paragraph 3.04.
3. Contractor shall not be liable to Owner or Engineer for failure to report any conflict, error, ambiguity, or discrepancy in the Contract Documents unless Contractor had actual knowledge thereof.

B. *Resolving Discrepancies:*

1. Except as may be otherwise specifically stated in the Contract Documents, the provisions of the Contract Documents shall take precedence in resolving any conflict, error, ambiguity, or discrepancy between the provisions of the Contract Documents and:
 - a. the provisions of any standard, specification, manual, or code, or the instruction of any Supplier (whether or not specifically incorporated by reference in the Contract Documents); or
 - b. the provisions of any Laws or Regulations applicable to the performance of the Work (unless such an interpretation of the provisions of the Contract Documents would result in violation of such Law or Regulation).

3.04 *Amending and Supplementing Contract Documents*

- A. The Contract Documents may be amended to provide for additions, deletions, and revisions in the Work or to modify the terms and conditions thereof by either a Change Order or a Work Change Directive.
- B. The requirements of the Contract Documents may be supplemented, and minor variations and deviations in the Work may be authorized, by one or more of the following ways:

1. A Field Order;
2. Engineer's approval of a Shop Drawing or Sample (subject to the provisions of Paragraph 6.17.D.3); or
3. Engineer's written interpretation or clarification.

3.05 *Reuse of Documents*

A. Contractor and any Subcontractor or Supplier shall not:

1. have or acquire any title to or ownership rights in any of the Drawings, Specifications, or other documents (or copies of any thereof) prepared by or bearing the seal of Engineer or its consultants, including electronic media editions; or
2. reuse any such Drawings, Specifications, other documents, or copies thereof on extensions of the Project or any other project without written consent of Owner and Engineer and specific written verification or adaptation by Engineer.

B. The prohibitions of this Paragraph 3.05 will survive final payment, or termination of the Contract. Nothing herein shall preclude Contractor from retaining copies of the Contract Documents for record purposes.

3.06 *Electronic Data*

- A. Unless otherwise stated in the Supplementary Conditions, the data furnished by Owner or Engineer to Contractor, or by Contractor to Owner or Engineer, that may be relied upon are limited to the printed copies (also known as hard copies). Files in electronic media format of text, data, graphics, or other types are furnished only for the convenience of the receiving party. Any conclusion or information obtained or derived from such electronic files will be at the user's sole risk. If there is a discrepancy between the electronic files and the hard copies, the hard copies govern.
- B. Because data stored in electronic media format can deteriorate or be modified inadvertently or otherwise without authorization of the data's creator, the party receiving electronic files agrees that it will perform acceptance tests or procedures within 60 days, after which the receiving party shall be deemed to have accepted the data thus transferred. Any errors detected within the 60-day acceptance period will be corrected by the transferring party.
- C. When transferring documents in electronic media format, the transferring party makes no representations as to long term compatibility, usability, or readability of documents resulting from the use of software application packages, operating systems, or computer hardware differing from those used by the data's creator.

**ARTICLE 4 – AVAILABILITY OF LANDS; SUBSURFACE AND PHYSICAL CONDITIONS;
HAZARDOUS ENVIRONMENTAL CONDITIONS; REFERENCE POINTS**

4.01 *Availability of Lands*

- A. Owner shall furnish the Site. Owner shall notify Contractor of any encumbrances or restrictions not of general application but specifically related to use of the Site with which Contractor must comply in performing the Work. Owner will obtain in a timely manner and pay for easements for permanent structures or permanent changes in existing facilities. If Contractor and Owner are unable to agree on entitlement to or on the amount or extent, if any, of any adjustment in the Contract Price or Contract Times, or both, as a result of any delay in Owner’s furnishing the Site or a part thereof, Contractor may make a Claim therefor as provided in Paragraph 10.05.
- B. Upon reasonable written request, Owner shall furnish Contractor with a current statement of record legal title and legal description of the lands upon which the Work is to be performed and Owner’s interest therein as necessary for giving notice of or filing a mechanic’s or construction lien against such lands in accordance with applicable Laws and Regulations.
- C. Contractor shall provide for all additional lands and access thereto that may be required for temporary construction facilities or storage of materials and equipment.

4.02 *Subsurface and Physical Conditions*

- A. *Reports and Drawings:* The Supplementary Conditions identify:
 - 1. those reports known to Owner of explorations and tests of subsurface conditions at or contiguous to the Site; and
 - 2. those drawings known to Owner of physical conditions relating to existing surface or subsurface structures at the Site (except Underground Facilities).
- B. *Limited Reliance by Contractor on Technical Data Authorized:* Contractor may rely upon the accuracy of the “technical data” contained in such reports and drawings, but such reports and drawings are not Contract Documents. Such “technical data” is identified in the Supplementary Conditions. Except for such reliance on such “technical data,” Contractor may not rely upon or make any claim against Owner or Engineer, or any of their officers, directors, members, partners, employees, agents, consultants, or subcontractors with respect to:
 - 1. the completeness of such reports and drawings for Contractor’s purposes, including, but not limited to, any aspects of the means, methods, techniques, sequences, and procedures of construction to be employed by Contractor, and safety precautions and programs incident thereto; or
 - 2. other data, interpretations, opinions, and information contained in such reports or shown or indicated in such drawings; or
 - 3. any Contractor interpretation of or conclusion drawn from any “technical data” or any such other data, interpretations, opinions, or information.

4.03 *Differing Subsurface or Physical Conditions*

A. *Notice:* If Contractor believes that any subsurface or physical condition that is uncovered or revealed either:

1. is of such a nature as to establish that any “technical data” on which Contractor is entitled to rely as provided in Paragraph 4.02 is materially inaccurate; or
2. is of such a nature as to require a change in the Contract Documents; or
3. differs materially from that shown or indicated in the Contract Documents; or
4. is of an unusual nature, and differs materially from conditions ordinarily encountered and generally recognized as inherent in work of the character provided for in the Contract Documents;

then Contractor shall, promptly after becoming aware thereof and before further disturbing the subsurface or physical conditions or performing any Work in connection therewith (except in an emergency as required by Paragraph 6.16.A), notify Owner and Engineer in writing about such condition. Contractor shall not further disturb such condition or perform any Work in connection therewith (except as aforesaid) until receipt of written order to do so.

B. *Engineer’s Review:* After receipt of written notice as required by Paragraph 4.03.A, Engineer will promptly review the pertinent condition, determine the necessity of Owner’s obtaining additional exploration or tests with respect thereto, and advise Owner in writing (with a copy to Contractor) of Engineer’s findings and conclusions.

C. *Possible Price and Times Adjustments:*

1. The Contract Price or the Contract Times, or both, will be equitably adjusted to the extent that the existence of such differing subsurface or physical condition causes an increase or decrease in Contractor’s cost of, or time required for, performance of the Work; subject, however, to the following:
 - a. such condition must meet any one or more of the categories described in Paragraph 4.03.A; and
 - b. with respect to Work that is paid for on a unit price basis, any adjustment in Contract Price will be subject to the provisions of Paragraphs 9.07 and 11.03.
2. Contractor shall not be entitled to any adjustment in the Contract Price or Contract Times if:
 - a. Contractor knew of the existence of such conditions at the time Contractor made a final commitment to Owner with respect to Contract Price and Contract Times by the submission of a Bid or becoming bound under a negotiated contract; or
 - b. the existence of such condition could reasonably have been discovered or revealed as a result of any examination, investigation, exploration, test, or study of the Site and

contiguous areas required by the Bidding Requirements or Contract Documents to be conducted by or for Contractor prior to Contractor's making such final commitment; or

c. Contractor failed to give the written notice as required by Paragraph 4.03.A.

3. If Owner and Contractor are unable to agree on entitlement to or on the amount or extent, if any, of any adjustment in the Contract Price or Contract Times, or both, a Claim may be made therefor as provided in Paragraph 10.05. However, neither Owner or Engineer, or any of their officers, directors, members, partners, employees, agents, consultants, or subcontractors shall be liable to Contractor for any claims, costs, losses, or damages (including but not limited to all fees and charges of engineers, architects, attorneys, and other professionals and all court or arbitration or other dispute resolution costs) sustained by Contractor on or in connection with any other project or anticipated project.

4.04 *Underground Facilities*

A. *Shown or Indicated:* The information and data shown or indicated in the Contract Documents with respect to existing Underground Facilities at or contiguous to the Site is based on information and data furnished to Owner or Engineer by the owners of such Underground Facilities, including Owner, or by others. Unless it is otherwise expressly provided in the Supplementary Conditions:

1. Owner and Engineer shall not be responsible for the accuracy or completeness of any such information or data provided by others; and
2. the cost of all of the following will be included in the Contract Price, and Contractor shall have full responsibility for:
 - a. reviewing and checking all such information and data;
 - b. locating all Underground Facilities shown or indicated in the Contract Documents;
 - c. coordination of the Work with the owners of such Underground Facilities, including Owner, during construction; and
 - d. the safety and protection of all such Underground Facilities and repairing any damage thereto resulting from the Work.

B. *Not Shown or Indicated:*

1. If an Underground Facility is uncovered or revealed at or contiguous to the Site which was not shown or indicated, or not shown or indicated with reasonable accuracy in the Contract Documents, Contractor shall, promptly after becoming aware thereof and before further disturbing conditions affected thereby or performing any Work in connection therewith (except in an emergency as required by Paragraph 6.16.A), identify the owner of such Underground Facility and give written notice to that owner and to Owner and Engineer. Engineer will promptly review the Underground Facility and determine the extent, if any, to which a change is required in the Contract Documents to reflect and document the

consequences of the existence or location of the Underground Facility. During such time, Contractor shall be responsible for the safety and protection of such Underground Facility.

2. If Engineer concludes that a change in the Contract Documents is required, a Work Change Directive or a Change Order will be issued to reflect and document such consequences. An equitable adjustment shall be made in the Contract Price or Contract Times, or both, to the extent that they are attributable to the existence or location of any Underground Facility that was not shown or indicated or not shown or indicated with reasonable accuracy in the Contract Documents and that Contractor did not know of and could not reasonably have been expected to be aware of or to have anticipated. If Owner and Contractor are unable to agree on entitlement to or on the amount or extent, if any, of any such adjustment in Contract Price or Contract Times, Owner or Contractor may make a Claim therefor as provided in Paragraph 10.05.

4.05 *Reference Points*

- A. Owner shall provide engineering surveys to establish reference points for construction which in Engineer's judgment are necessary to enable Contractor to proceed with the Work. Contractor shall be responsible for laying out the Work, shall protect and preserve the established reference points and property monuments, and shall make no changes or relocations without the prior written approval of Owner. Contractor shall report to Engineer whenever any reference point or property monument is lost or destroyed or requires relocation because of necessary changes in grades or locations, and shall be responsible for the accurate replacement or relocation of such reference points or property monuments by professionally qualified personnel.

4.06 *Hazardous Environmental Condition at Site*

- A. *Reports and Drawings:* The Supplementary Conditions identify those reports and drawings known to Owner relating to Hazardous Environmental Conditions that have been identified at the Site.
- B. *Limited Reliance by Contractor on Technical Data Authorized:* Contractor may rely upon the accuracy of the "technical data" contained in such reports and drawings, but such reports and drawings are not Contract Documents. Such "technical data" is identified in the Supplementary Conditions. Except for such reliance on such "technical data," Contractor may not rely upon or make any claim against Owner or Engineer, or any of their officers, directors, members, partners, employees, agents, consultants, or subcontractors with respect to:
 1. the completeness of such reports and drawings for Contractor's purposes, including, but not limited to, any aspects of the means, methods, techniques, sequences and procedures of construction to be employed by Contractor and safety precautions and programs incident thereto; or
 2. other data, interpretations, opinions and information contained in such reports or shown or indicated in such drawings; or
 3. any Contractor interpretation of or conclusion drawn from any "technical data" or any such other data, interpretations, opinions or information.

- C. Contractor shall not be responsible for any Hazardous Environmental Condition uncovered or revealed at the Site which was not shown or indicated in Drawings or Specifications or identified in the Contract Documents to be within the scope of the Work. Contractor shall be responsible for a Hazardous Environmental Condition created with any materials brought to the Site by Contractor, Subcontractors, Suppliers, or anyone else for whom Contractor is responsible.
- D. If Contractor encounters a Hazardous Environmental Condition or if Contractor or anyone for whom Contractor is responsible creates a Hazardous Environmental Condition, Contractor shall immediately: (i) secure or otherwise isolate such condition; (ii) stop all Work in connection with such condition and in any area affected thereby (except in an emergency as required by Paragraph 6.16.A); and (iii) notify Owner and Engineer (and promptly thereafter confirm such notice in writing). Owner shall promptly consult with Engineer concerning the necessity for Owner to retain a qualified expert to evaluate such condition or take corrective action, if any. Promptly after consulting with Engineer, Owner shall take such actions as are necessary to permit Owner to timely obtain required permits and provide Contractor the written notice required by Paragraph 4.06.E.
- E. Contractor shall not be required to resume Work in connection with such condition or in any affected area until after Owner has obtained any required permits related thereto and delivered written notice to Contractor: (i) specifying that such condition and any affected area is or has been rendered safe for the resumption of Work; or (ii) specifying any special conditions under which such Work may be resumed safely. If Owner and Contractor cannot agree as to entitlement to or on the amount or extent, if any, of any adjustment in Contract Price or Contract Times, or both, as a result of such Work stoppage or such special conditions under which Work is agreed to be resumed by Contractor, either party may make a Claim therefor as provided in Paragraph 10.05.
- F. If after receipt of such written notice Contractor does not agree to resume such Work based on a reasonable belief it is unsafe, or does not agree to resume such Work under such special conditions, then Owner may order the portion of the Work that is in the area affected by such condition to be deleted from the Work. If Owner and Contractor cannot agree as to entitlement to or on the amount or extent, if any, of an adjustment in Contract Price or Contract Times as a result of deleting such portion of the Work, then either party may make a Claim therefor as provided in Paragraph 10.05. Owner may have such deleted portion of the Work performed by Owner's own forces or others in accordance with Article 7.
- G. To the fullest extent permitted by Laws and Regulations, Owner shall indemnify and hold harmless Contractor, Subcontractors, and Engineer, and the officers, directors, members, partners, employees, agents, consultants, and subcontractors of each and any of them from and against all claims, costs, losses, and damages (including but not limited to all fees and charges of engineers, architects, attorneys, and other professionals and all court or arbitration or other dispute resolution costs) arising out of or relating to a Hazardous Environmental Condition, provided that such Hazardous Environmental Condition: (i) was not shown or indicated in the Drawings or Specifications or identified in the Contract Documents to be included within the scope of the Work, and (ii) was not created by Contractor or by anyone for whom Contractor is responsible. Nothing in this Paragraph 4.06.G shall obligate Owner to indemnify any individual or entity from and against the consequences of that individual's or entity's own negligence.

- H. To the fullest extent permitted by Laws and Regulations, Contractor shall indemnify and hold harmless Owner and Engineer, and the officers, directors, members, partners, employees, agents, consultants, and subcontractors of each and any of them from and against all claims, costs, losses, and damages (including but not limited to all fees and charges of engineers, architects, attorneys, and other professionals and all court or arbitration or other dispute resolution costs) arising out of or relating to a Hazardous Environmental Condition created by Contractor or by anyone for whom Contractor is responsible. Nothing in this Paragraph 4.06.H shall obligate Contractor to indemnify any individual or entity from and against the consequences of that individual's or entity's own negligence.
- I. The provisions of Paragraphs 4.02, 4.03, and 4.04 do not apply to a Hazardous Environmental Condition uncovered or revealed at the Site.

ARTICLE 5 – BONDS AND INSURANCE

5.01 *Performance, Payment, and Other Bonds*

- A. Contractor shall furnish performance and payment bonds, each in an amount at least equal to the Contract Price as security for the faithful performance and payment of all of Contractor's obligations under the Contract Documents. These bonds shall remain in effect until one year after the date when final payment becomes due or until completion of the correction period specified in Paragraph 13.07, whichever is later, except as provided otherwise by Laws or Regulations or by the Contract Documents. Contractor shall also furnish such other bonds as are required by the Contract Documents.
- B. All bonds shall be in the form prescribed by the Contract Documents except as provided otherwise by Laws or Regulations, and shall be executed by such sureties as are named in the list of "Companies Holding Certificates of Authority as Acceptable Sureties on Federal Bonds and as Acceptable Reinsuring Companies" as published in Circular 570 (amended) by the Financial Management Service, Surety Bond Branch, U.S. Department of the Treasury. All bonds signed by an agent or attorney-in-fact must be accompanied by a certified copy of that individual's authority to bind the surety. The evidence of authority shall show that it is effective on the date the agent or attorney-in-fact signed each bond.
- C. If the surety on any bond furnished by Contractor is declared bankrupt or becomes insolvent or its right to do business is terminated in any state where any part of the Project is located or it ceases to meet the requirements of Paragraph 5.01.B, Contractor shall promptly notify Owner and Engineer and shall, within 20 days after the event giving rise to such notification, provide another bond and surety, both of which shall comply with the requirements of Paragraphs 5.01.B and 5.02.

5.02 *Licensed Sureties and Insurers*

- A. All bonds and insurance required by the Contract Documents to be purchased and maintained by Owner or Contractor shall be obtained from surety or insurance companies that are duly licensed or authorized in the jurisdiction in which the Project is located to issue bonds or insurance policies for the limits and coverages so required. Such surety and insurance companies shall also

meet such additional requirements and qualifications as may be provided in the Supplementary Conditions.

5.03 *Certificates of Insurance*

- A. Contractor shall deliver to Owner, with copies to each additional insured and loss payee identified in the Supplementary Conditions, certificates of insurance (and other evidence of insurance requested by Owner or any other additional insured) which Contractor is required to purchase and maintain.
- B. Owner shall deliver to Contractor, with copies to each additional insured and loss payee identified in the Supplementary Conditions, certificates of insurance (and other evidence of insurance requested by Contractor or any other additional insured) which Owner is required to purchase and maintain.
- C. Failure of Owner to demand such certificates or other evidence of Contractor's full compliance with these insurance requirements or failure of Owner to identify a deficiency in compliance from the evidence provided shall not be construed as a waiver of Contractor's obligation to maintain such insurance.
- D. Owner does not represent that insurance coverage and limits established in this Contract necessarily will be adequate to protect Contractor.
- E. The insurance and insurance limits required herein shall not be deemed as a limitation on Contractor's liability under the indemnities granted to Owner in the Contract Documents.

5.04 *Contractor's Insurance*

- A. Contractor shall purchase and maintain such insurance as is appropriate for the Work being performed and as will provide protection from claims set forth below which may arise out of or result from Contractor's performance of the Work and Contractor's other obligations under the Contract Documents, whether it is to be performed by Contractor, any Subcontractor or Supplier, or by anyone directly or indirectly employed by any of them to perform any of the Work, or by anyone for whose acts any of them may be liable:
 - 1. claims under workers' compensation, disability benefits, and other similar employee benefit acts;
 - 2. claims for damages because of bodily injury, occupational sickness or disease, or death of Contractor's employees;
 - 3. claims for damages because of bodily injury, sickness or disease, or death of any person other than Contractor's employees;
 - 4. claims for damages insured by reasonably available personal injury liability coverage which are sustained:

- a. by any person as a result of an offense directly or indirectly related to the employment of such person by Contractor, or
 - b. by any other person for any other reason;
5. claims for damages, other than to the Work itself, because of injury to or destruction of tangible property wherever located, including loss of use resulting therefrom; and
 6. claims for damages because of bodily injury or death of any person or property damage arising out of the ownership, maintenance or use of any motor vehicle.
- B. The policies of insurance required by this Paragraph 5.04 shall:
1. with respect to insurance required by Paragraphs 5.04.A.3 through 5.04.A.6 inclusive, be written on an occurrence basis, include as additional insureds (subject to any customary exclusion regarding professional liability) Owner and Engineer, and any other individuals or entities identified in the Supplementary Conditions, all of whom shall be listed as additional insureds, and include coverage for the respective officers, directors, members, partners, employees, agents, consultants, and subcontractors of each and any of all such additional insureds, and the insurance afforded to these additional insureds shall provide primary coverage for all claims covered thereby;
 2. include at least the specific coverages and be written for not less than the limits of liability provided in the Supplementary Conditions or required by Laws or Regulations, whichever is greater;
 3. include contractual liability insurance covering Contractor's indemnity obligations under Paragraphs 6.11 and 6.20;
 4. contain a provision or endorsement that the coverage afforded will not be canceled, materially changed or renewal refused until at least 30 days prior written notice has been given to Owner and Contractor and to each other additional insured identified in the Supplementary Conditions to whom a certificate of insurance has been issued (and the certificates of insurance furnished by the Contractor pursuant to Paragraph 5.03 will so provide);
 5. remain in effect at least until final payment and at all times thereafter when Contractor may be correcting, removing, or replacing defective Work in accordance with Paragraph 13.07; and
 6. include completed operations coverage:
 - a. Such insurance shall remain in effect for two years after final payment.
 - b. Contractor shall furnish Owner and each other additional insured identified in the Supplementary Conditions, to whom a certificate of insurance has been issued, evidence satisfactory to Owner and any such additional insured of continuation of such insurance at final payment and one year thereafter.

5.05 *Owner's Liability Insurance*

- A. In addition to the insurance required to be provided by Contractor under Paragraph 5.04, Owner, at Owner's option, may purchase and maintain at Owner's expense Owner's own liability insurance as will protect Owner against claims which may arise from operations under the Contract Documents.

5.06 *Property Insurance*

- A. Unless otherwise provided in the Supplementary Conditions, Owner shall purchase and maintain property insurance upon the Work at the Site in the amount of the full replacement cost thereof (subject to such deductible amounts as may be provided in the Supplementary Conditions or required by Laws and Regulations). This insurance shall:
1. include the interests of Owner, Contractor, Subcontractors, and Engineer, and any other individuals or entities identified in the Supplementary Conditions, and the officers, directors, members, partners, employees, agents, consultants, and subcontractors of each and any of them, each of whom is deemed to have an insurable interest and shall be listed as a loss payee;
 2. be written on a Builder's Risk "all-risk" policy form that shall at least include insurance for physical loss or damage to the Work, temporary buildings, falsework, and materials and equipment in transit, and shall insure against at least the following perils or causes of loss: fire, lightning, extended coverage, theft, vandalism and malicious mischief, earthquake, collapse, debris removal, demolition occasioned by enforcement of Laws and Regulations, water damage (other than that caused by flood), and such other perils or causes of loss as may be specifically required by the Supplementary Conditions.
 3. include expenses incurred in the repair or replacement of any insured property (including but not limited to fees and charges of engineers and architects);
 4. cover materials and equipment stored at the Site or at another location that was agreed to in writing by Owner prior to being incorporated in the Work, provided that such materials and equipment have been included in an Application for Payment recommended by Engineer;
 5. allow for partial utilization of the Work by Owner;
 6. include testing and startup; and
 7. be maintained in effect until final payment is made unless otherwise agreed to in writing by Owner, Contractor, and Engineer with 30 days written notice to each other loss payee to whom a certificate of insurance has been issued.
- B. Owner shall purchase and maintain such equipment breakdown insurance or additional property insurance as may be required by the Supplementary Conditions or Laws and Regulations which will include the interests of Owner, Contractor, Subcontractors, and Engineer, and any other individuals or entities identified in the Supplementary Conditions, and the officers, directors,

members, partners, employees, agents, consultants and subcontractors of each and any of them, each of whom is deemed to have an insurable interest and shall be listed as a loss payee.

- C. All the policies of insurance (and the certificates or other evidence thereof) required to be purchased and maintained in accordance with this Paragraph 5.06 will contain a provision or endorsement that the coverage afforded will not be canceled or materially changed or renewal refused until at least 30 days prior written notice has been given to Owner and Contractor and to each other loss payee to whom a certificate of insurance has been issued and will contain waiver provisions in accordance with Paragraph 5.07.
- D. Owner shall not be responsible for purchasing and maintaining any property insurance specified in this Paragraph 5.06 to protect the interests of Contractor, Subcontractors, or others in the Work to the extent of any deductible amounts that are identified in the Supplementary Conditions. The risk of loss within such identified deductible amount will be borne by Contractor, Subcontractors, or others suffering any such loss, and if any of them wishes property insurance coverage within the limits of such amounts, each may purchase and maintain it at the purchaser's own expense.
- E. If Contractor requests in writing that other special insurance be included in the property insurance policies provided under this Paragraph 5.06, Owner shall, if possible, include such insurance, and the cost thereof will be charged to Contractor by appropriate Change Order. Prior to commencement of the Work at the Site, Owner shall in writing advise Contractor whether or not such other insurance has been procured by Owner.

5.07 *Waiver of Rights*

- A. Owner and Contractor intend that all policies purchased in accordance with Paragraph 5.06 will protect Owner, Contractor, Subcontractors, and Engineer, and all other individuals or entities identified in the Supplementary Conditions as loss payees (and the officers, directors, members, partners, employees, agents, consultants, and subcontractors of each and any of them) in such policies and will provide primary coverage for all losses and damages caused by the perils or causes of loss covered thereby. All such policies shall contain provisions to the effect that in the event of payment of any loss or damage the insurers will have no rights of recovery against any of the insureds or loss payees thereunder. Owner and Contractor waive all rights against each other and their respective officers, directors, members, partners, employees, agents, consultants and subcontractors of each and any of them for all losses and damages caused by, arising out of or resulting from any of the perils or causes of loss covered by such policies and any other property insurance applicable to the Work; and, in addition, waive all such rights against Subcontractors and Engineer, and all other individuals or entities identified in the Supplementary Conditions as loss payees (and the officers, directors, members, partners, employees, agents, consultants, and subcontractors of each and any of them) under such policies for losses and damages so caused. None of the above waivers shall extend to the rights that any party making such waiver may have to the proceeds of insurance held by Owner as trustee or otherwise payable under any policy so issued.
- B. Owner waives all rights against Contractor, Subcontractors, and Engineer, and the officers, directors, members, partners, employees, agents, consultants and subcontractors of each and any of them for:

1. loss due to business interruption, loss of use, or other consequential loss extending beyond direct physical loss or damage to Owner's property or the Work caused by, arising out of, or resulting from fire or other perils whether or not insured by Owner; and
 2. loss or damage to the completed Project or part thereof caused by, arising out of, or resulting from fire or other insured peril or cause of loss covered by any property insurance maintained on the completed Project or part thereof by Owner during partial utilization pursuant to Paragraph 14.05, after Substantial Completion pursuant to Paragraph 14.04, or after final payment pursuant to Paragraph 14.07.
- C. Any insurance policy maintained by Owner covering any loss, damage or consequential loss referred to in Paragraph 5.07.B shall contain provisions to the effect that in the event of payment of any such loss, damage, or consequential loss, the insurers will have no rights of recovery against Contractor, Subcontractors, or Engineer, and the officers, directors, members, partners, employees, agents, consultants and subcontractors of each and any of them.

5.08 *Receipt and Application of Insurance Proceeds*

- A. Any insured loss under the policies of insurance required by Paragraph 5.06 will be adjusted with Owner and made payable to Owner as fiduciary for the loss payees, as their interests may appear, subject to the requirements of any applicable mortgage clause and of Paragraph 5.08.B. Owner shall deposit in a separate account any money so received and shall distribute it in accordance with such agreement as the parties in interest may reach. If no other special agreement is reached, the damaged Work shall be repaired or replaced, the moneys so received applied on account thereof, and the Work and the cost thereof covered by an appropriate Change Order.
- B. Owner as fiduciary shall have power to adjust and settle any loss with the insurers unless one of the parties in interest shall object in writing within 15 days after the occurrence of loss to Owner's exercise of this power. If such objection be made, Owner as fiduciary shall make settlement with the insurers in accordance with such agreement as the parties in interest may reach. If no such agreement among the parties in interest is reached, Owner as fiduciary shall adjust and settle the loss with the insurers and, if required in writing by any party in interest, Owner as fiduciary shall give bond for the proper performance of such duties.

5.09 *Acceptance of Bonds and Insurance; Option to Replace*

- A. If either Owner or Contractor has any objection to the coverage afforded by or other provisions of the bonds or insurance required to be purchased and maintained by the other party in accordance with Article 5 on the basis of non-conformance with the Contract Documents, the objecting party shall so notify the other party in writing within 10 days after receipt of the certificates (or other evidence requested) required by Paragraph 2.01.B. Owner and Contractor shall each provide to the other such additional information in respect of insurance provided as the other may reasonably request. If either party does not purchase or maintain all of the bonds and insurance required of such party by the Contract Documents, such party shall notify the other party in writing of such failure to purchase prior to the start of the Work, or of such failure to maintain prior to any change in the required coverage. Without prejudice to any other right or remedy, the other party may elect to obtain equivalent bonds or insurance to protect such other party's

interests at the expense of the party who was required to provide such coverage, and a Change Order shall be issued to adjust the Contract Price accordingly.

5.10 *Partial Utilization, Acknowledgment of Property Insurer*

- A. If Owner finds it necessary to occupy or use a portion or portions of the Work prior to Substantial Completion of all the Work as provided in Paragraph 14.05, no such use or occupancy shall commence before the insurers providing the property insurance pursuant to Paragraph 5.06 have acknowledged notice thereof and in writing effected any changes in coverage necessitated thereby. The insurers providing the property insurance shall consent by endorsement on the policy or policies, but the property insurance shall not be canceled or permitted to lapse on account of any such partial use or occupancy.

ARTICLE 6 – CONTRACTOR’S RESPONSIBILITIES

6.01 *Supervision and Superintendence*

- A. Contractor shall supervise, inspect, and direct the Work competently and efficiently, devoting such attention thereto and applying such skills and expertise as may be necessary to perform the Work in accordance with the Contract Documents. Contractor shall be solely responsible for the means, methods, techniques, sequences, and procedures of construction. Contractor shall not be responsible for the negligence of Owner or Engineer in the design or specification of a specific means, method, technique, sequence, or procedure of construction which is shown or indicated in and expressly required by the Contract Documents.
- B. At all times during the progress of the Work, Contractor shall assign a competent resident superintendent who shall not be replaced without written notice to Owner and Engineer except under extraordinary circumstances.

6.02 *Labor; Working Hours*

- A. Contractor shall provide competent, suitably qualified personnel to survey and lay out the Work and perform construction as required by the Contract Documents. Contractor shall at all times maintain good discipline and order at the Site.
- B. Except as otherwise required for the safety or protection of persons or the Work or property at the Site or adjacent thereto, and except as otherwise stated in the Contract Documents, all Work at the Site shall be performed during regular working hours. Contractor will not permit the performance of Work on a Saturday, Sunday, or any legal holiday without Owner’s written consent (which will not be unreasonably withheld) given after prior written notice to Engineer.

6.03 *Services, Materials, and Equipment*

- A. Unless otherwise specified in the Contract Documents, Contractor shall provide and assume full responsibility for all services, materials, equipment, labor, transportation, construction equipment and machinery, tools, appliances, fuel, power, light, heat, telephone, water, sanitary facilities, temporary facilities, and all other facilities and incidentals necessary for the performance, testing, start-up, and completion of the Work.

- B. All materials and equipment incorporated into the Work shall be as specified or, if not specified, shall be of good quality and new, except as otherwise provided in the Contract Documents. All special warranties and guarantees required by the Specifications shall expressly run to the benefit of Owner. If required by Engineer, Contractor shall furnish satisfactory evidence (including reports of required tests) as to the source, kind, and quality of materials and equipment.
- C. All materials and equipment shall be stored, applied, installed, connected, erected, protected, used, cleaned, and conditioned in accordance with instructions of the applicable Supplier, except as otherwise may be provided in the Contract Documents.

6.04 *Progress Schedule*

- A. Contractor shall adhere to the Progress Schedule established in accordance with Paragraph 2.07 as it may be adjusted from time to time as provided below.
 - 1. Contractor shall submit to Engineer for acceptance (to the extent indicated in Paragraph 2.07) proposed adjustments in the Progress Schedule that will not result in changing the Contract Times. Such adjustments will comply with any provisions of the General Requirements applicable thereto.
 - 2. Proposed adjustments in the Progress Schedule that will change the Contract Times shall be submitted in accordance with the requirements of Article 12. Adjustments in Contract Times may only be made by a Change Order.

6.05 *Substitutes and "Or-Equals"*

- A. Whenever an item of material or equipment is specified or described in the Contract Documents by using the name of a proprietary item or the name of a particular Supplier, the specification or description is intended to establish the type, function, appearance, and quality required. Unless the specification or description contains or is followed by words reading that no like, equivalent, or "or-equal" item or no substitution is permitted, other items of material or equipment or material or equipment of other Suppliers may be submitted to Engineer for review under the circumstances described below.
 - 1. "*Or-Equal*" Items: If in Engineer's sole discretion an item of material or equipment proposed by Contractor is functionally equal to that named and sufficiently similar so that no change in related Work will be required, it may be considered by Engineer as an "or-equal" item, in which case review and approval of the proposed item may, in Engineer's sole discretion, be accomplished without compliance with some or all of the requirements for approval of proposed substitute items. For the purposes of this Paragraph 6.05.A.1, a proposed item of material or equipment will be considered functionally equal to an item so named if:
 - a. in the exercise of reasonable judgment Engineer determines that:
 - 1) it is at least equal in materials of construction, quality, durability, appearance, strength, and design characteristics;

- 2) it will reliably perform at least equally well the function and achieve the results imposed by the design concept of the completed Project as a functioning whole; and
 - 3) it has a proven record of performance and availability of responsive service.
- b. Contractor certifies that, if approved and incorporated into the Work:
- 1) there will be no increase in cost to the Owner or increase in Contract Times; and
 - 2) it will conform substantially to the detailed requirements of the item named in the Contract Documents.

2. *Substitute Items:*

- a. If in Engineer's sole discretion an item of material or equipment proposed by Contractor does not qualify as an "or-equal" item under Paragraph 6.05.A.1, it will be considered a proposed substitute item.
- b. Contractor shall submit sufficient information as provided below to allow Engineer to determine if the item of material or equipment proposed is essentially equivalent to that named and an acceptable substitute therefor. Requests for review of proposed substitute items of material or equipment will not be accepted by Engineer from anyone other than Contractor.
- c. The requirements for review by Engineer will be as set forth in Paragraph 6.05.A.2.d, as supplemented by the General Requirements, and as Engineer may decide is appropriate under the circumstances.
- d. Contractor shall make written application to Engineer for review of a proposed substitute item of material or equipment that Contractor seeks to furnish or use. The application:
 - 1) shall certify that the proposed substitute item will:
 - a) perform adequately the functions and achieve the results called for by the general design,
 - b) be similar in substance to that specified, and
 - c) be suited to the same use as that specified;
 - 2) will state:
 - a) the extent, if any, to which the use of the proposed substitute item will prejudice Contractor's achievement of Substantial Completion on time,
 - b) whether use of the proposed substitute item in the Work will require a change in any of the Contract Documents (or in the provisions of any other direct contract with Owner for other work on the Project) to adapt the design to the proposed substitute item, and

- c) whether incorporation or use of the proposed substitute item in connection with the Work is subject to payment of any license fee or royalty;
 - 3) will identify:
 - a) all variations of the proposed substitute item from that specified, and
 - b) available engineering, sales, maintenance, repair, and replacement services; and
 - 4) shall contain an itemized estimate of all costs or credits that will result directly or indirectly from use of such substitute item, including costs of redesign and claims of other contractors affected by any resulting change.
- B. *Substitute Construction Methods or Procedures:* If a specific means, method, technique, sequence, or procedure of construction is expressly required by the Contract Documents, Contractor may furnish or utilize a substitute means, method, technique, sequence, or procedure of construction approved by Engineer. Contractor shall submit sufficient information to allow Engineer, in Engineer's sole discretion, to determine that the substitute proposed is equivalent to that expressly called for by the Contract Documents. The requirements for review by Engineer will be similar to those provided in Paragraph 6.05.A.2.
- C. *Engineer's Evaluation:* Engineer will be allowed a reasonable time within which to evaluate each proposal or submittal made pursuant to Paragraphs 6.05.A and 6.05.B. Engineer may require Contractor to furnish additional data about the proposed substitute item. Engineer will be the sole judge of acceptability. No "or equal" or substitute will be ordered, installed or utilized until Engineer's review is complete, which will be evidenced by a Change Order in the case of a substitute and an approved Shop Drawing for an "or equal." Engineer will advise Contractor in writing of any negative determination.
- D. *Special Guarantee:* Owner may require Contractor to furnish at Contractor's expense a special performance guarantee or other surety with respect to any substitute.
- E. *Engineer's Cost Reimbursement:* Engineer will record Engineer's costs in evaluating a substitute proposed or submitted by Contractor pursuant to Paragraphs 6.05.A.2 and 6.05.B. Whether or not Engineer approves a substitute so proposed or submitted by Contractor, Contractor shall reimburse Owner for the reasonable charges of Engineer for evaluating each such proposed substitute. Contractor shall also reimburse Owner for the reasonable charges of Engineer for making changes in the Contract Documents (or in the provisions of any other direct contract with Owner) resulting from the acceptance of each proposed substitute.
- F. *Contractor's Expense:* Contractor shall provide all data in support of any proposed substitute or "or-equal" at Contractor's expense.

6.06 *Concerning Subcontractors, Suppliers, and Others*

- A. Contractor shall not employ any Subcontractor, Supplier, or other individual or entity (including those acceptable to Owner as indicated in Paragraph 6.06.B), whether initially or as a replacement, against whom Owner may have reasonable objection. Contractor shall not be

required to employ any Subcontractor, Supplier, or other individual or entity to furnish or perform any of the Work against whom Contractor has reasonable objection.

- B. If the Supplementary Conditions require the identity of certain Subcontractors, Suppliers, or other individuals or entities to be submitted to Owner in advance for acceptance by Owner by a specified date prior to the Effective Date of the Agreement, and if Contractor has submitted a list thereof in accordance with the Supplementary Conditions, Owner's acceptance (either in writing or by failing to make written objection thereto by the date indicated for acceptance or objection in the Bidding Documents or the Contract Documents) of any such Subcontractor, Supplier, or other individual or entity so identified may be revoked on the basis of reasonable objection after due investigation. Contractor shall submit an acceptable replacement for the rejected Subcontractor, Supplier, or other individual or entity, and the Contract Price will be adjusted by the difference in the cost occasioned by such replacement, and an appropriate Change Order will be issued. No acceptance by Owner of any such Subcontractor, Supplier, or other individual or entity, whether initially or as a replacement, shall constitute a waiver of any right of Owner or Engineer to reject defective Work.
- C. Contractor shall be fully responsible to Owner and Engineer for all acts and omissions of the Subcontractors, Suppliers, and other individuals or entities performing or furnishing any of the Work just as Contractor is responsible for Contractor's own acts and omissions. Nothing in the Contract Documents:
1. shall create for the benefit of any such Subcontractor, Supplier, or other individual or entity any contractual relationship between Owner or Engineer and any such Subcontractor, Supplier or other individual or entity; nor
 2. shall create any obligation on the part of Owner or Engineer to pay or to see to the payment of any moneys due any such Subcontractor, Supplier, or other individual or entity except as may otherwise be required by Laws and Regulations.
- D. Contractor shall be solely responsible for scheduling and coordinating the Work of Subcontractors, Suppliers, and other individuals or entities performing or furnishing any of the Work under a direct or indirect contract with Contractor.
- E. Contractor shall require all Subcontractors, Suppliers, and such other individuals or entities performing or furnishing any of the Work to communicate with Engineer through Contractor.
- F. The divisions and sections of the Specifications and the identifications of any Drawings shall not control Contractor in dividing the Work among Subcontractors or Suppliers or delineating the Work to be performed by any specific trade.
- G. All Work performed for Contractor by a Subcontractor or Supplier will be pursuant to an appropriate agreement between Contractor and the Subcontractor or Supplier which specifically binds the Subcontractor or Supplier to the applicable terms and conditions of the Contract Documents for the benefit of Owner and Engineer. Whenever any such agreement is with a Subcontractor or Supplier who is listed as a loss payee on the property insurance provided in Paragraph 5.06, the agreement between the Contractor and the Subcontractor or Supplier will contain provisions whereby the Subcontractor or Supplier waives all rights against Owner,

Contractor, Engineer, and all other individuals or entities identified in the Supplementary Conditions to be listed as insureds or loss payees (and the officers, directors, members, partners, employees, agents, consultants, and subcontractors of each and any of them) for all losses and damages caused by, arising out of, relating to, or resulting from any of the perils or causes of loss covered by such policies and any other property insurance applicable to the Work. If the insurers on any such policies require separate waiver forms to be signed by any Subcontractor or Supplier, Contractor will obtain the same.

6.07 *Patent Fees and Royalties*

- A. Contractor shall pay all license fees and royalties and assume all costs incident to the use in the performance of the Work or the incorporation in the Work of any invention, design, process, product, or device which is the subject of patent rights or copyrights held by others. If a particular invention, design, process, product, or device is specified in the Contract Documents for use in the performance of the Work and if, to the actual knowledge of Owner or Engineer, its use is subject to patent rights or copyrights calling for the payment of any license fee or royalty to others, the existence of such rights shall be disclosed by Owner in the Contract Documents.
- B. To the fullest extent permitted by Laws and Regulations, Owner shall indemnify and hold harmless Contractor, and its officers, directors, members, partners, employees, agents, consultants, and subcontractors from and against all claims, costs, losses, and damages (including but not limited to all fees and charges of engineers, architects, attorneys, and other professionals, and all court or arbitration or other dispute resolution costs) arising out of or relating to any infringement of patent rights or copyrights incident to the use in the performance of the Work or resulting from the incorporation in the Work of any invention, design, process, product, or device specified in the Contract Documents, but not identified as being subject to payment of any license fee or royalty to others required by patent rights or copyrights.
- C. To the fullest extent permitted by Laws and Regulations, Contractor shall indemnify and hold harmless Owner and Engineer, and the officers, directors, members, partners, employees, agents, consultants and subcontractors of each and any of them from and against all claims, costs, losses, and damages (including but not limited to all fees and charges of engineers, architects, attorneys, and other professionals and all court or arbitration or other dispute resolution costs) arising out of or relating to any infringement of patent rights or copyrights incident to the use in the performance of the Work or resulting from the incorporation in the Work of any invention, design, process, product, or device not specified in the Contract Documents.

6.08 *Permits*

- A. Unless otherwise provided in the Supplementary Conditions, Contractor shall obtain and pay for all construction permits and licenses. Owner shall assist Contractor, when necessary, in obtaining such permits and licenses. Contractor shall pay all governmental charges and inspection fees necessary for the prosecution of the Work which are applicable at the time of opening of Bids, or, if there are no Bids, on the Effective Date of the Agreement. Owner shall pay all charges of utility owners for connections for providing permanent service to the Work.

6.09 *Laws and Regulations*

- A. Contractor shall give all notices required by and shall comply with all Laws and Regulations applicable to the performance of the Work. Except where otherwise expressly required by applicable Laws and Regulations, neither Owner nor Engineer shall be responsible for monitoring Contractor's compliance with any Laws or Regulations.
- B. If Contractor performs any Work knowing or having reason to know that it is contrary to Laws or Regulations, Contractor shall bear all claims, costs, losses, and damages (including but not limited to all fees and charges of engineers, architects, attorneys, and other professionals and all court or arbitration or other dispute resolution costs) arising out of or relating to such Work. However, it shall not be Contractor's responsibility to make certain that the Specifications and Drawings are in accordance with Laws and Regulations, but this shall not relieve Contractor of Contractor's obligations under Paragraph 3.03.
- C. Changes in Laws or Regulations not known at the time of opening of Bids (or, on the Effective Date of the Agreement if there were no Bids) having an effect on the cost or time of performance of the Work shall be the subject of an adjustment in Contract Price or Contract Times. If Owner and Contractor are unable to agree on entitlement to or on the amount or extent, if any, of any such adjustment, a Claim may be made therefor as provided in Paragraph 10.05.

6.10 *Taxes*

- A. Contractor shall pay all sales, consumer, use, and other similar taxes required to be paid by Contractor in accordance with the Laws and Regulations of the place of the Project which are applicable during the performance of the Work.

6.11 *Use of Site and Other Areas*

A. *Limitation on Use of Site and Other Areas:*

1. Contractor shall confine construction equipment, the storage of materials and equipment, and the operations of workers to the Site and other areas permitted by Laws and Regulations, and shall not unreasonably encumber the Site and other areas with construction equipment or other materials or equipment. Contractor shall assume full responsibility for any damage to any such land or area, or to the owner or occupant thereof, or of any adjacent land or areas resulting from the performance of the Work.
2. Should any claim be made by any such owner or occupant because of the performance of the Work, Contractor shall promptly settle with such other party by negotiation or otherwise resolve the claim by arbitration or other dispute resolution proceeding or at law.
3. To the fullest extent permitted by Laws and Regulations, Contractor shall indemnify and hold harmless Owner and Engineer, and the officers, directors, members, partners, employees, agents, consultants and subcontractors of each and any of them from and against all claims, costs, losses, and damages (including but not limited to all fees and charges of engineers, architects, attorneys, and other professionals and all court or arbitration or other dispute resolution costs) arising out of or relating to any claim or action, legal or equitable, brought

by any such owner or occupant against Owner, Engineer, or any other party indemnified hereunder to the extent caused by or based upon Contractor's performance of the Work.

- B. *Removal of Debris During Performance of the Work:* During the progress of the Work Contractor shall keep the Site and other areas free from accumulations of waste materials, rubbish, and other debris. Removal and disposal of such waste materials, rubbish, and other debris shall conform to applicable Laws and Regulations.
- C. *Cleaning:* Prior to Substantial Completion of the Work Contractor shall clean the Site and the Work and make it ready for utilization by Owner. At the completion of the Work Contractor shall remove from the Site all tools, appliances, construction equipment and machinery, and surplus materials and shall restore to original condition all property not designated for alteration by the Contract Documents.
- D. *Loading Structures:* Contractor shall not load nor permit any part of any structure to be loaded in any manner that will endanger the structure, nor shall Contractor subject any part of the Work or adjacent property to stresses or pressures that will endanger it.

6.12 *Record Documents*

- A. Contractor shall maintain in a safe place at the Site one record copy of all Drawings, Specifications, Addenda, Change Orders, Work Change Directives, Field Orders, and written interpretations and clarifications in good order and annotated to show changes made during construction. These record documents together with all approved Samples and a counterpart of all approved Shop Drawings will be available to Engineer for reference. Upon completion of the Work, these record documents, Samples, and Shop Drawings will be delivered to Engineer for Owner.

6.13 *Safety and Protection*

- A. Contractor shall be solely responsible for initiating, maintaining and supervising all safety precautions and programs in connection with the Work. Such responsibility does not relieve Subcontractors of their responsibility for the safety of persons or property in the performance of their work, nor for compliance with applicable safety Laws and Regulations. Contractor shall take all necessary precautions for the safety of, and shall provide the necessary protection to prevent damage, injury or loss to:
 - 1. all persons on the Site or who may be affected by the Work;
 - 2. all the Work and materials and equipment to be incorporated therein, whether in storage on or off the Site; and
 - 3. other property at the Site or adjacent thereto, including trees, shrubs, lawns, walks, pavements, roadways, structures, utilities, and Underground Facilities not designated for removal, relocation, or replacement in the course of construction.
- B. Contractor shall comply with all applicable Laws and Regulations relating to the safety of persons or property, or to the protection of persons or property from damage, injury, or loss; and

shall erect and maintain all necessary safeguards for such safety and protection. Contractor shall notify owners of adjacent property and of Underground Facilities and other utility owners when prosecution of the Work may affect them, and shall cooperate with them in the protection, removal, relocation, and replacement of their property.

- C. Contractor shall comply with the applicable requirements of Owner's safety programs, if any. The Supplementary Conditions identify any Owner's safety programs that are applicable to the Work.
- D. Contractor shall inform Owner and Engineer of the specific requirements of Contractor's safety program with which Owner's and Engineer's employees and representatives must comply while at the Site.
- E. All damage, injury, or loss to any property referred to in Paragraph 6.13.A.2 or 6.13.A.3 caused, directly or indirectly, in whole or in part, by Contractor, any Subcontractor, Supplier, or any other individual or entity directly or indirectly employed by any of them to perform any of the Work, or anyone for whose acts any of them may be liable, shall be remedied by Contractor (except damage or loss attributable to the fault of Drawings or Specifications or to the acts or omissions of Owner or Engineer or anyone employed by any of them, or anyone for whose acts any of them may be liable, and not attributable, directly or indirectly, in whole or in part, to the fault or negligence of Contractor or any Subcontractor, Supplier, or other individual or entity directly or indirectly employed by any of them).
- F. Contractor's duties and responsibilities for safety and for protection of the Work shall continue until such time as all the Work is completed and Engineer has issued a notice to Owner and Contractor in accordance with Paragraph 14.07.B that the Work is acceptable (except as otherwise expressly provided in connection with Substantial Completion).

6.14 *Safety Representative*

- A. Contractor shall designate a qualified and experienced safety representative at the Site whose duties and responsibilities shall be the prevention of accidents and the maintaining and supervising of safety precautions and programs.

6.15 *Hazard Communication Programs*

- A. Contractor shall be responsible for coordinating any exchange of material safety data sheets or other hazard communication information required to be made available to or exchanged between or among employers at the Site in accordance with Laws or Regulations.

6.16 *Emergencies*

- A. In emergencies affecting the safety or protection of persons or the Work or property at the Site or adjacent thereto, Contractor is obligated to act to prevent threatened damage, injury, or loss. Contractor shall give Engineer prompt written notice if Contractor believes that any significant changes in the Work or variations from the Contract Documents have been caused thereby or are required as a result thereof. If Engineer determines that a change in the Contract Documents is

required because of the action taken by Contractor in response to such an emergency, a Work Change Directive or Change Order will be issued.

6.17 *Shop Drawings and Samples*

A. Contractor shall submit Shop Drawings and Samples to Engineer for review and approval in accordance with the accepted Schedule of Submittals (as required by Paragraph 2.07). Each submittal will be identified as Engineer may require.

1. *Shop Drawings:*

- a. Submit number of copies specified in the General Requirements.
- b. Data shown on the Shop Drawings will be complete with respect to quantities, dimensions, specified performance and design criteria, materials, and similar data to show Engineer the services, materials, and equipment Contractor proposes to provide and to enable Engineer to review the information for the limited purposes required by Paragraph 6.17.D.

2. *Samples:*

- a. Submit number of Samples specified in the Specifications.
- b. Clearly identify each Sample as to material, Supplier, pertinent data such as catalog numbers, the use for which intended and other data as Engineer may require to enable Engineer to review the submittal for the limited purposes required by Paragraph 6.17.D.

B. Where a Shop Drawing or Sample is required by the Contract Documents or the Schedule of Submittals, any related Work performed prior to Engineer's review and approval of the pertinent submittal will be at the sole expense and responsibility of Contractor.

C. *Submittal Procedures:*

1. Before submitting each Shop Drawing or Sample, Contractor shall have:

- a. reviewed and coordinated each Shop Drawing or Sample with other Shop Drawings and Samples and with the requirements of the Work and the Contract Documents;
- b. determined and verified all field measurements, quantities, dimensions, specified performance and design criteria, installation requirements, materials, catalog numbers, and similar information with respect thereto;
- c. determined and verified the suitability of all materials offered with respect to the indicated application, fabrication, shipping, handling, storage, assembly, and installation pertaining to the performance of the Work; and
- d. determined and verified all information relative to Contractor's responsibilities for means, methods, techniques, sequences, and procedures of construction, and safety precautions and programs incident thereto.

2. Each submittal shall bear a stamp or specific written certification that Contractor has satisfied Contractor's obligations under the Contract Documents with respect to Contractor's review and approval of that submittal.
3. With each submittal, Contractor shall give Engineer specific written notice of any variations that the Shop Drawing or Sample may have from the requirements of the Contract Documents. This notice shall be both a written communication separate from the Shop Drawings or Sample submittal; and, in addition, by a specific notation made on each Shop Drawing or Sample submitted to Engineer for review and approval of each such variation.

D. *Engineer's Review:*

1. Engineer will provide timely review of Shop Drawings and Samples in accordance with the Schedule of Submittals acceptable to Engineer. Engineer's review and approval will be only to determine if the items covered by the submittals will, after installation or incorporation in the Work, conform to the information given in the Contract Documents and be compatible with the design concept of the completed Project as a functioning whole as indicated by the Contract Documents.
2. Engineer's review and approval will not extend to means, methods, techniques, sequences, or procedures of construction (except where a particular means, method, technique, sequence, or procedure of construction is specifically and expressly called for by the Contract Documents) or to safety precautions or programs incident thereto. The review and approval of a separate item as such will not indicate approval of the assembly in which the item functions.
3. Engineer's review and approval shall not relieve Contractor from responsibility for any variation from the requirements of the Contract Documents unless Contractor has complied with the requirements of Paragraph 6.17.C.3 and Engineer has given written approval of each such variation by specific written notation thereof incorporated in or accompanying the Shop Drawing or Sample. Engineer's review and approval shall not relieve Contractor from responsibility for complying with the requirements of Paragraph 6.17.C.1.

E. *Resubmittal Procedures:*

1. Contractor shall make corrections required by Engineer and shall return the required number of corrected copies of Shop Drawings and submit, as required, new Samples for review and approval. Contractor shall direct specific attention in writing to revisions other than the corrections called for by Engineer on previous submittals.

6.18 *Continuing the Work*

- A. Contractor shall carry on the Work and adhere to the Progress Schedule during all disputes or disagreements with Owner. No Work shall be delayed or postponed pending resolution of any disputes or disagreements, except as permitted by Paragraph 15.04 or as Owner and Contractor may otherwise agree in writing.

6.19 *Contractor's General Warranty and Guarantee*

- A. Contractor warrants and guarantees to Owner that all Work will be in accordance with the Contract Documents and will not be defective. Engineer and its officers, directors, members, partners, employees, agents, consultants, and subcontractors shall be entitled to rely on representation of Contractor's warranty and guarantee.
- B. Contractor's warranty and guarantee hereunder excludes defects or damage caused by:
1. abuse, modification, or improper maintenance or operation by persons other than Contractor, Subcontractors, Suppliers, or any other individual or entity for whom Contractor is responsible; or
 2. normal wear and tear under normal usage.
- C. Contractor's obligation to perform and complete the Work in accordance with the Contract Documents shall be absolute. None of the following will constitute an acceptance of Work that is not in accordance with the Contract Documents or a release of Contractor's obligation to perform the Work in accordance with the Contract Documents:
1. observations by Engineer;
 2. recommendation by Engineer or payment by Owner of any progress or final payment;
 3. the issuance of a certificate of Substantial Completion by Engineer or any payment related thereto by Owner;
 4. use or occupancy of the Work or any part thereof by Owner;
 5. any review and approval of a Shop Drawing or Sample submittal or the issuance of a notice of acceptability by Engineer;
 6. any inspection, test, or approval by others; or
 7. any correction of defective Work by Owner.

6.20 *Indemnification*

- A. To the fullest extent permitted by Laws and Regulations, Contractor shall indemnify and hold harmless Owner and Engineer, and the officers, directors, members, partners, employees, agents, consultants and subcontractors of each and any of them from and against all claims, costs, losses, and damages (including but not limited to all fees and charges of engineers, architects, attorneys, and other professionals and all court or arbitration or other dispute resolution costs) arising out of or relating to the performance of the Work, provided that any such claim, cost, loss, or damage is attributable to bodily injury, sickness, disease, or death, or to injury to or destruction of tangible property (other than the Work itself), including the loss of use resulting therefrom but only to the extent caused by any negligent act or omission of Contractor, any Subcontractor, any Supplier, or any individual or entity directly or indirectly employed by any of them to perform any of the Work or anyone for whose acts any of them may be liable .

- B. In any and all claims against Owner or Engineer or any of their officers, directors, members, partners, employees, agents, consultants, or subcontractors by any employee (or the survivor or personal representative of such employee) of Contractor, any Subcontractor, any Supplier, or any individual or entity directly or indirectly employed by any of them to perform any of the Work, or anyone for whose acts any of them may be liable, the indemnification obligation under Paragraph 6.20.A shall not be limited in any way by any limitation on the amount or type of damages, compensation, or benefits payable by or for Contractor or any such Subcontractor, Supplier, or other individual or entity under workers' compensation acts, disability benefit acts, or other employee benefit acts.
- C. The indemnification obligations of Contractor under Paragraph 6.20.A shall not extend to the liability of Engineer and Engineer's officers, directors, members, partners, employees, agents, consultants and subcontractors arising out of:
 - 1. the preparation or approval of, or the failure to prepare or approve maps, Drawings, opinions, reports, surveys, Change Orders, designs, or Specifications; or
 - 2. giving directions or instructions, or failing to give them, if that is the primary cause of the injury or damage.

6.21 *Delegation of Professional Design Services*

- A. Contractor will not be required to provide professional design services unless such services are specifically required by the Contract Documents for a portion of the Work or unless such services are required to carry out Contractor's responsibilities for construction means, methods, techniques, sequences and procedures. Contractor shall not be required to provide professional services in violation of applicable law.
- B. If professional design services or certifications by a design professional related to systems, materials or equipment are specifically required of Contractor by the Contract Documents, Owner and Engineer will specify all performance and design criteria that such services must satisfy. Contractor shall cause such services or certifications to be provided by a properly licensed professional, whose signature and seal shall appear on all drawings, calculations, specifications, certifications, Shop Drawings and other submittals prepared by such professional. Shop Drawings and other submittals related to the Work designed or certified by such professional, if prepared by others, shall bear such professional's written approval when submitted to Engineer.
- C. Owner and Engineer shall be entitled to rely upon the adequacy, accuracy and completeness of the services, certifications or approvals performed by such design professionals, provided Owner and Engineer have specified to Contractor all performance and design criteria that such services must satisfy.
- D. Pursuant to this Paragraph 6.21, Engineer's review and approval of design calculations and design drawings will be only for the limited purpose of checking for conformance with performance and design criteria given and the design concept expressed in the Contract Documents. Engineer's review and approval of Shop Drawings and other submittals (except design calculations and design drawings) will be only for the purpose stated in Paragraph 6.17.D.1.

- E. Contractor shall not be responsible for the adequacy of the performance or design criteria required by the Contract Documents.

ARTICLE 7 – OTHER WORK AT THE SITE

7.01 Related Work at Site

- A. Owner may perform other work related to the Project at the Site with Owner’s employees, or through other direct contracts therefor, or have other work performed by utility owners. If such other work is not noted in the Contract Documents, then:
 - 1. written notice thereof will be given to Contractor prior to starting any such other work; and
 - 2. if Owner and Contractor are unable to agree on entitlement to or on the amount or extent, if any, of any adjustment in the Contract Price or Contract Times that should be allowed as a result of such other work, a Claim may be made therefor as provided in Paragraph 10.05.
- B. Contractor shall afford each other contractor who is a party to such a direct contract, each utility owner, and Owner, if Owner is performing other work with Owner’s employees, proper and safe access to the Site, provide a reasonable opportunity for the introduction and storage of materials and equipment and the execution of such other work, and properly coordinate the Work with theirs. Contractor shall do all cutting, fitting, and patching of the Work that may be required to properly connect or otherwise make its several parts come together and properly integrate with such other work. Contractor shall not endanger any work of others by cutting, excavating, or otherwise altering such work; provided, however, that Contractor may cut or alter others' work with the written consent of Engineer and the others whose work will be affected. The duties and responsibilities of Contractor under this Paragraph are for the benefit of such utility owners and other contractors to the extent that there are comparable provisions for the benefit of Contractor in said direct contracts between Owner and such utility owners and other contractors.
- C. If the proper execution or results of any part of Contractor’s Work depends upon work performed by others under this Article 7, Contractor shall inspect such other work and promptly report to Engineer in writing any delays, defects, or deficiencies in such other work that render it unavailable or unsuitable for the proper execution and results of Contractor’s Work. Contractor’s failure to so report will constitute an acceptance of such other work as fit and proper for integration with Contractor’s Work except for latent defects and deficiencies in such other work.

7.02 Coordination

- A. If Owner intends to contract with others for the performance of other work on the Project at the Site, the following will be set forth in Supplementary Conditions:
 - 1. the individual or entity who will have authority and responsibility for coordination of the activities among the various contractors will be identified;
 - 2. the specific matters to be covered by such authority and responsibility will be itemized; and
 - 3. the extent of such authority and responsibilities will be provided.

- B. Unless otherwise provided in the Supplementary Conditions, Owner shall have sole authority and responsibility for such coordination.

7.03 *Legal Relationships*

- A. Paragraphs 7.01.A and 7.02 are not applicable for utilities not under the control of Owner.
- B. Each other direct contract of Owner under Paragraph 7.01.A shall provide that the other contractor is liable to Owner and Contractor for the reasonable direct delay and disruption costs incurred by Contractor as a result of the other contractor's wrongful actions or inactions.
- C. Contractor shall be liable to Owner and any other contractor under direct contract to Owner for the reasonable direct delay and disruption costs incurred by such other contractor as a result of Contractor's wrongful action or inactions.

ARTICLE 8 – OWNER'S RESPONSIBILITIES

8.01 *Communications to Contractor*

- A. Except as otherwise provided in these General Conditions, Owner shall issue all communications to Contractor through Engineer.

8.02 *Replacement of Engineer*

- A. In case of termination of the employment of Engineer, Owner shall appoint an engineer to whom Contractor makes no reasonable objection, whose status under the Contract Documents shall be that of the former Engineer.

8.03 *Furnish Data*

- A. Owner shall promptly furnish the data required of Owner under the Contract Documents.

8.04 *Pay When Due*

- A. Owner shall make payments to Contractor when they are due as provided in Paragraphs 14.02.C and 14.07.C.

8.05 *Lands and Easements; Reports and Tests*

- A. Owner's duties with respect to providing lands and easements and providing engineering surveys to establish reference points are set forth in Paragraphs 4.01 and 4.05. Paragraph 4.02 refers to Owner's identifying and making available to Contractor copies of reports of explorations and tests of subsurface conditions and drawings of physical conditions relating to existing surface or subsurface structures at the Site.

8.06 *Insurance*

- A. Owner's responsibilities, if any, with respect to purchasing and maintaining liability and property insurance are set forth in Article 5.

8.07 *Change Orders*

A. Owner is obligated to execute Change Orders as indicated in Paragraph 10.03.

8.08 *Inspections, Tests, and Approvals*

A. Owner's responsibility with respect to certain inspections, tests, and approvals is set forth in Paragraph 13.03.B.

8.09 *Limitations on Owner's Responsibilities*

A. The Owner shall not supervise, direct, or have control or authority over, nor be responsible for, Contractor's means, methods, techniques, sequences, or procedures of construction, or the safety precautions and programs incident thereto, or for any failure of Contractor to comply with Laws and Regulations applicable to the performance of the Work. Owner will not be responsible for Contractor's failure to perform the Work in accordance with the Contract Documents.

8.10 *Undisclosed Hazardous Environmental Condition*

A. Owner's responsibility in respect to an undisclosed Hazardous Environmental Condition is set forth in Paragraph 4.06.

8.11 *Evidence of Financial Arrangements*

A. Upon request of Contractor, Owner shall furnish Contractor reasonable evidence that financial arrangements have been made to satisfy Owner's obligations under the Contract Documents.

8.12 *Compliance with Safety Program*

A. While at the Site, Owner's employees and representatives shall comply with the specific applicable requirements of Contractor's safety programs of which Owner has been informed pursuant to Paragraph 6.13.D.

ARTICLE 9 – ENGINEER'S STATUS DURING CONSTRUCTION

9.01 *Owner's Representative*

A. Engineer will be Owner's representative during the construction period. The duties and responsibilities and the limitations of authority of Engineer as Owner's representative during construction are set forth in the Contract Documents.

9.02 *Visits to Site*

A. Engineer will make visits to the Site at intervals appropriate to the various stages of construction as Engineer deems necessary in order to observe as an experienced and qualified design professional the progress that has been made and the quality of the various aspects of Contractor's executed Work. Based on information obtained during such visits and observations, Engineer, for the benefit of Owner, will determine, in general, if the Work is proceeding in accordance with the Contract Documents. Engineer will not be required to make exhaustive or

continuous inspections on the Site to check the quality or quantity of the Work. Engineer's efforts will be directed toward providing for Owner a greater degree of confidence that the completed Work will conform generally to the Contract Documents. On the basis of such visits and observations, Engineer will keep Owner informed of the progress of the Work and will endeavor to guard Owner against defective Work.

- B. Engineer's visits and observations are subject to all the limitations on Engineer's authority and responsibility set forth in Paragraph 9.09. Particularly, but without limitation, during or as a result of Engineer's visits or observations of Contractor's Work, Engineer will not supervise, direct, control, or have authority over or be responsible for Contractor's means, methods, techniques, sequences, or procedures of construction, or the safety precautions and programs incident thereto, or for any failure of Contractor to comply with Laws and Regulations applicable to the performance of the Work.

9.03 *Project Representative*

- A. If Owner and Engineer agree, Engineer will furnish a Resident Project Representative to assist Engineer in providing more extensive observation of the Work. The authority and responsibilities of any such Resident Project Representative and assistants will be as provided in the Supplementary Conditions, and limitations on the responsibilities thereof will be as provided in Paragraph 9.09. If Owner designates another representative or agent to represent Owner at the Site who is not Engineer's consultant, agent or employee, the responsibilities and authority and limitations thereon of such other individual or entity will be as provided in the Supplementary Conditions.

9.04 *Authorized Variations in Work*

- A. Engineer may authorize minor variations in the Work from the requirements of the Contract Documents which do not involve an adjustment in the Contract Price or the Contract Times and are compatible with the design concept of the completed Project as a functioning whole as indicated by the Contract Documents. These may be accomplished by a Field Order and will be binding on Owner and also on Contractor, who shall perform the Work involved promptly. If Owner or Contractor believes that a Field Order justifies an adjustment in the Contract Price or Contract Times, or both, and the parties are unable to agree on entitlement to or on the amount or extent, if any, of any such adjustment, a Claim may be made therefor as provided in Paragraph 10.05.

9.05 *Rejecting Defective Work*

- A. Engineer will have authority to reject Work which Engineer believes to be defective, or that Engineer believes will not produce a completed Project that conforms to the Contract Documents or that will prejudice the integrity of the design concept of the completed Project as a functioning whole as indicated by the Contract Documents. Engineer will also have authority to require special inspection or testing of the Work as provided in Paragraph 13.04, whether or not the Work is fabricated, installed, or completed.

9.06 *Shop Drawings, Change Orders and Payments*

- A. In connection with Engineer's authority, and limitations thereof, as to Shop Drawings and Samples, see Paragraph 6.17.
- B. In connection with Engineer's authority, and limitations thereof, as to design calculations and design drawings submitted in response to a delegation of professional design services, if any, see Paragraph 6.21.
- C. In connection with Engineer's authority as to Change Orders, see Articles 10, 11, and 12.
- D. In connection with Engineer's authority as to Applications for Payment, see Article 14.

9.07 *Determinations for Unit Price Work*

- A. Engineer will determine the actual quantities and classifications of Unit Price Work performed by Contractor. Engineer will review with Contractor the Engineer's preliminary determinations on such matters before rendering a written decision thereon (by recommendation of an Application for Payment or otherwise). Engineer's written decision thereon will be final and binding (except as modified by Engineer to reflect changed factual conditions or more accurate data) upon Owner and Contractor, subject to the provisions of Paragraph 10.05.

9.08 *Decisions on Requirements of Contract Documents and Acceptability of Work*

- A. Engineer will be the initial interpreter of the requirements of the Contract Documents and judge of the acceptability of the Work thereunder. All matters in question and other matters between Owner and Contractor arising prior to the date final payment is due relating to the acceptability of the Work, and the interpretation of the requirements of the Contract Documents pertaining to the performance of the Work, will be referred initially to Engineer in writing within 30 days of the event giving rise to the question.
- B. Engineer will, with reasonable promptness, render a written decision on the issue referred. If Owner or Contractor believes that any such decision entitles them to an adjustment in the Contract Price or Contract Times or both, a Claim may be made under Paragraph 10.05. The date of Engineer's decision shall be the date of the event giving rise to the issues referenced for the purposes of Paragraph 10.05.B.
- C. Engineer's written decision on the issue referred will be final and binding on Owner and Contractor, subject to the provisions of Paragraph 10.05.
- D. When functioning as interpreter and judge under this Paragraph 9.08, Engineer will not show partiality to Owner or Contractor and will not be liable in connection with any interpretation or decision rendered in good faith in such capacity.

9.09 *Limitations on Engineer's Authority and Responsibilities*

- A. Neither Engineer's authority or responsibility under this Article 9 or under any other provision of the Contract Documents nor any decision made by Engineer in good faith either to exercise or not

exercise such authority or responsibility or the undertaking, exercise, or performance of any authority or responsibility by Engineer shall create, impose, or give rise to any duty in contract, tort, or otherwise owed by Engineer to Contractor, any Subcontractor, any Supplier, any other individual or entity, or to any surety for or employee or agent of any of them.

- B. Engineer will not supervise, direct, control, or have authority over or be responsible for Contractor's means, methods, techniques, sequences, or procedures of construction, or the safety precautions and programs incident thereto, or for any failure of Contractor to comply with Laws and Regulations applicable to the performance of the Work. Engineer will not be responsible for Contractor's failure to perform the Work in accordance with the Contract Documents.
- C. Engineer will not be responsible for the acts or omissions of Contractor or of any Subcontractor, any Supplier, or of any other individual or entity performing any of the Work.
- D. Engineer's review of the final Application for Payment and accompanying documentation and all maintenance and operating instructions, schedules, guarantees, bonds, certificates of inspection, tests and approvals, and other documentation required to be delivered by Paragraph 14.07.A will only be to determine generally that their content complies with the requirements of, and in the case of certificates of inspections, tests, and approvals that the results certified indicate compliance with, the Contract Documents.
- E. The limitations upon authority and responsibility set forth in this Paragraph 9.09 shall also apply to the Resident Project Representative, if any, and assistants, if any.

9.10 *Compliance with Safety Program*

- A. While at the Site, Engineer's employees and representatives shall comply with the specific applicable requirements of Contractor's safety programs of which Engineer has been informed pursuant to Paragraph 6.13.D.

ARTICLE 10 – CHANGES IN THE WORK; CLAIMS

10.01 *Authorized Changes in the Work*

- A. Without invalidating the Contract and without notice to any surety, Owner may, at any time or from time to time, order additions, deletions, or revisions in the Work by a Change Order, or a Work Change Directive. Upon receipt of any such document, Contractor shall promptly proceed with the Work involved which will be performed under the applicable conditions of the Contract Documents (except as otherwise specifically provided).
- B. If Owner and Contractor are unable to agree on entitlement to, or on the amount or extent, if any, of an adjustment in the Contract Price or Contract Times, or both, that should be allowed as a result of a Work Change Directive, a Claim may be made therefor as provided in Paragraph 10.05.

10.02 *Unauthorized Changes in the Work*

- A. Contractor shall not be entitled to an increase in the Contract Price or an extension of the Contract Times with respect to any work performed that is not required by the Contract Documents as amended, modified, or supplemented as provided in Paragraph 3.04, except in the case of an emergency as provided in Paragraph 6.16 or in the case of uncovering Work as provided in Paragraph 13.04.D.

10.03 *Execution of Change Orders*

- A. Owner and Contractor shall execute appropriate Change Orders recommended by Engineer covering:
 - 1. changes in the Work which are: (i) ordered by Owner pursuant to Paragraph 10.01.A, (ii) required because of acceptance of defective Work under Paragraph 13.08.A or Owner's correction of defective Work under Paragraph 13.09, or (iii) agreed to by the parties;
 - 2. changes in the Contract Price or Contract Times which are agreed to by the parties, including any undisputed sum or amount of time for Work actually performed in accordance with a Work Change Directive; and
 - 3. changes in the Contract Price or Contract Times which embody the substance of any written decision rendered by Engineer pursuant to Paragraph 10.05; provided that, in lieu of executing any such Change Order, an appeal may be taken from any such decision in accordance with the provisions of the Contract Documents and applicable Laws and Regulations, but during any such appeal, Contractor shall carry on the Work and adhere to the Progress Schedule as provided in Paragraph 6.18.A.

10.04 *Notification to Surety*

- A. If the provisions of any bond require notice to be given to a surety of any change affecting the general scope of the Work or the provisions of the Contract Documents (including, but not limited to, Contract Price or Contract Times), the giving of any such notice will be Contractor's responsibility. The amount of each applicable bond will be adjusted to reflect the effect of any such change.

10.05 *Claims*

- A. *Engineer's Decision Required:* All Claims, except those waived pursuant to Paragraph 14.09, shall be referred to the Engineer for decision. A decision by Engineer shall be required as a condition precedent to any exercise by Owner or Contractor of any rights or remedies either may otherwise have under the Contract Documents or by Laws and Regulations in respect of such Claims.
- B. *Notice:* Written notice stating the general nature of each Claim shall be delivered by the claimant to Engineer and the other party to the Contract promptly (but in no event later than 30 days) after the start of the event giving rise thereto. The responsibility to substantiate a Claim shall rest with the party making the Claim. Notice of the amount or extent of the Claim, with supporting data

shall be delivered to the Engineer and the other party to the Contract within 60 days after the start of such event (unless Engineer allows additional time for claimant to submit additional or more accurate data in support of such Claim). A Claim for an adjustment in Contract Price shall be prepared in accordance with the provisions of Paragraph 12.01.B. A Claim for an adjustment in Contract Times shall be prepared in accordance with the provisions of Paragraph 12.02.B. Each Claim shall be accompanied by claimant's written statement that the adjustment claimed is the entire adjustment to which the claimant believes it is entitled as a result of said event. The opposing party shall submit any response to Engineer and the claimant within 30 days after receipt of the claimant's last submittal (unless Engineer allows additional time).

- C. *Engineer's Action:* Engineer will review each Claim and, within 30 days after receipt of the last submittal of the claimant or the last submittal of the opposing party, if any, take one of the following actions in writing:
1. deny the Claim in whole or in part;
 2. approve the Claim; or
 3. notify the parties that the Engineer is unable to resolve the Claim if, in the Engineer's sole discretion, it would be inappropriate for the Engineer to do so. For purposes of further resolution of the Claim, such notice shall be deemed a denial.
- D. In the event that Engineer does not take action on a Claim within said 30 days, the Claim shall be deemed denied.
- E. Engineer's written action under Paragraph 10.05.C or denial pursuant to Paragraphs 10.05.C.3 or 10.05.D will be final and binding upon Owner and Contractor, unless Owner or Contractor invoke the dispute resolution procedure set forth in Article 16 within 30 days of such action or denial.
- F. No Claim for an adjustment in Contract Price or Contract Times will be valid if not submitted in accordance with this Paragraph 10.05.

ARTICLE 11 – COST OF THE WORK; ALLOWANCES; UNIT PRICE WORK

11.01 *Cost of the Work*

- A. *Costs Included:* The term Cost of the Work means the sum of all costs, except those excluded in Paragraph 11.01.B, necessarily incurred and paid by Contractor in the proper performance of the Work. When the value of any Work covered by a Change Order or when a Claim for an adjustment in Contract Price is determined on the basis of Cost of the Work, the costs to be reimbursed to Contractor will be only those additional or incremental costs required because of the change in the Work or because of the event giving rise to the Claim. Except as otherwise may be agreed to in writing by Owner, such costs shall be in amounts no higher than those prevailing in the locality of the Project, shall not include any of the costs itemized in Paragraph 11.01.B, and shall include only the following items:

1. Payroll costs for employees in the direct employ of Contractor in the performance of the Work under schedules of job classifications agreed upon by Owner and Contractor. Such employees shall include, without limitation, superintendents, foremen, and other personnel employed full time on the Work. Payroll costs for employees not employed full time on the Work shall be apportioned on the basis of their time spent on the Work. Payroll costs shall include, but not be limited to, salaries and wages plus the cost of fringe benefits, which shall include social security contributions, unemployment, excise, and payroll taxes, workers' compensation, health and retirement benefits, bonuses, sick leave, vacation and holiday pay applicable thereto. The expenses of performing Work outside of regular working hours, on Saturday, Sunday, or legal holidays, shall be included in the above to the extent authorized by Owner.
2. Cost of all materials and equipment furnished and incorporated in the Work, including costs of transportation and storage thereof, and Suppliers' field services required in connection therewith. All cash discounts shall accrue to Contractor unless Owner deposits funds with Contractor with which to make payments, in which case the cash discounts shall accrue to Owner. All trade discounts, rebates and refunds and returns from sale of surplus materials and equipment shall accrue to Owner, and Contractor shall make provisions so that they may be obtained.
3. Payments made by Contractor to Subcontractors for Work performed by Subcontractors. If required by Owner, Contractor shall obtain competitive bids from subcontractors acceptable to Owner and Contractor and shall deliver such bids to Owner, who will then determine, with the advice of Engineer, which bids, if any, will be acceptable. If any subcontract provides that the Subcontractor is to be paid on the basis of Cost of the Work plus a fee, the Subcontractor's Cost of the Work and fee shall be determined in the same manner as Contractor's Cost of the Work and fee as provided in this Paragraph 11.01.
4. Costs of special consultants (including but not limited to engineers, architects, testing laboratories, surveyors, attorneys, and accountants) employed for services specifically related to the Work.
5. Supplemental costs including the following:
 - a. The proportion of necessary transportation, travel, and subsistence expenses of Contractor's employees incurred in discharge of duties connected with the Work.
 - b. Cost, including transportation and maintenance, of all materials, supplies, equipment, machinery, appliances, office, and temporary facilities at the Site, and hand tools not owned by the workers, which are consumed in the performance of the Work, and cost, less market value, of such items used but not consumed which remain the property of Contractor.
 - c. Rentals of all construction equipment and machinery, and the parts thereof whether rented from Contractor or others in accordance with rental agreements approved by Owner with the advice of Engineer, and the costs of transportation, loading, unloading, assembly, dismantling, and removal thereof. All such costs shall be in accordance with the terms of

said rental agreements. The rental of any such equipment, machinery, or parts shall cease when the use thereof is no longer necessary for the Work.

- d. Sales, consumer, use, and other similar taxes related to the Work, and for which Contractor is liable, as imposed by Laws and Regulations.
- e. Deposits lost for causes other than negligence of Contractor, any Subcontractor, or anyone directly or indirectly employed by any of them or for whose acts any of them may be liable, and royalty payments and fees for permits and licenses.
- f. Losses and damages (and related expenses) caused by damage to the Work, not compensated by insurance or otherwise, sustained by Contractor in connection with the performance of the Work (except losses and damages within the deductible amounts of property insurance established in accordance with Paragraph 5.06.D), provided such losses and damages have resulted from causes other than the negligence of Contractor, any Subcontractor, or anyone directly or indirectly employed by any of them or for whose acts any of them may be liable. Such losses shall include settlements made with the written consent and approval of Owner. No such losses, damages, and expenses shall be included in the Cost of the Work for the purpose of determining Contractor's fee.
- g. The cost of utilities, fuel, and sanitary facilities at the Site.
- h. Minor expenses such as telegrams, long distance telephone calls, telephone service at the Site, express and courier services, and similar petty cash items in connection with the Work.
- i. The costs of premiums for all bonds and insurance Contractor is required by the Contract Documents to purchase and maintain.

B. *Costs Excluded:* The term Cost of the Work shall not include any of the following items:

1. Payroll costs and other compensation of Contractor's officers, executives, principals (of partnerships and sole proprietorships), general managers, safety managers, engineers, architects, estimators, attorneys, auditors, accountants, purchasing and contracting agents, expeditors, timekeepers, clerks, and other personnel employed by Contractor, whether at the Site or in Contractor's principal or branch office for general administration of the Work and not specifically included in the agreed upon schedule of job classifications referred to in Paragraph 11.01.A.1 or specifically covered by Paragraph 11.01.A.4, all of which are to be considered administrative costs covered by the Contractor's fee.
2. Expenses of Contractor's principal and branch offices other than Contractor's office at the Site.
3. Any part of Contractor's capital expenses, including interest on Contractor's capital employed for the Work and charges against Contractor for delinquent payments.
4. Costs due to the negligence of Contractor, any Subcontractor, or anyone directly or indirectly employed by any of them or for whose acts any of them may be liable, including but not

limited to, the correction of defective Work, disposal of materials or equipment wrongly supplied, and making good any damage to property.

5. Other overhead or general expense costs of any kind and the costs of any item not specifically and expressly included in Paragraphs 11.01.A.
- C. *Contractor's Fee:* When all the Work is performed on the basis of cost-plus, Contractor's fee shall be determined as set forth in the Agreement. When the value of any Work covered by a Change Order or when a Claim for an adjustment in Contract Price is determined on the basis of Cost of the Work, Contractor's fee shall be determined as set forth in Paragraph 12.01.C.
- D. *Documentation:* Whenever the Cost of the Work for any purpose is to be determined pursuant to Paragraphs 11.01.A and 11.01.B, Contractor will establish and maintain records thereof in accordance with generally accepted accounting practices and submit in a form acceptable to Engineer an itemized cost breakdown together with supporting data.

11.02 Allowances

- A. It is understood that Contractor has included in the Contract Price all allowances so named in the Contract Documents and shall cause the Work so covered to be performed for such sums and by such persons or entities as may be acceptable to Owner and Engineer.
- B. *Cash Allowances:*
 1. Contractor agrees that:
 - a. the cash allowances include the cost to Contractor (less any applicable trade discounts) of materials and equipment required by the allowances to be delivered at the Site, and all applicable taxes; and
 - b. Contractor's costs for unloading and handling on the Site, labor, installation, overhead, profit, and other expenses contemplated for the cash allowances have been included in the Contract Price and not in the allowances, and no demand for additional payment on account of any of the foregoing will be valid.
- C. *Contingency Allowance:*
 1. Contractor agrees that a contingency allowance, if any, is for the sole use of Owner to cover unanticipated costs.
- D. Prior to final payment, an appropriate Change Order will be issued as recommended by Engineer to reflect actual amounts due Contractor on account of Work covered by allowances, and the Contract Price shall be correspondingly adjusted.

11.03 Unit Price Work

- A. Where the Contract Documents provide that all or part of the Work is to be Unit Price Work, initially the Contract Price will be deemed to include for all Unit Price Work an amount equal to

the sum of the unit price for each separately identified item of Unit Price Work times the estimated quantity of each item as indicated in the Agreement.

- B. The estimated quantities of items of Unit Price Work are not guaranteed and are solely for the purpose of comparison of Bids and determining an initial Contract Price. Determinations of the actual quantities and classifications of Unit Price Work performed by Contractor will be made by Engineer subject to the provisions of Paragraph 9.07.
- C. Each unit price will be deemed to include an amount considered by Contractor to be adequate to cover Contractor's overhead and profit for each separately identified item.
- D. Owner or Contractor may make a Claim for an adjustment in the Contract Price in accordance with Paragraph 10.05 if:
 - 1. the quantity of any item of Unit Price Work performed by Contractor differs materially and significantly from the estimated quantity of such item indicated in the Agreement; and
 - 2. there is no corresponding adjustment with respect to any other item of Work; and
 - 3. Contractor believes that Contractor is entitled to an increase in Contract Price as a result of having incurred additional expense or Owner believes that Owner is entitled to a decrease in Contract Price and the parties are unable to agree as to the amount of any such increase or decrease.

ARTICLE 12 – CHANGE OF CONTRACT PRICE; CHANGE OF CONTRACT TIMES

12.01 Change of Contract Price

- A. The Contract Price may only be changed by a Change Order. Any Claim for an adjustment in the Contract Price shall be based on written notice submitted by the party making the Claim to the Engineer and the other party to the Contract in accordance with the provisions of Paragraph 10.05.
- B. The value of any Work covered by a Change Order or of any Claim for an adjustment in the Contract Price will be determined as follows:
 - 1. where the Work involved is covered by unit prices contained in the Contract Documents, by application of such unit prices to the quantities of the items involved (subject to the provisions of Paragraph 11.03); or
 - 2. where the Work involved is not covered by unit prices contained in the Contract Documents, by a mutually agreed lump sum (which may include an allowance for overhead and profit not necessarily in accordance with Paragraph 12.01.C.2); or
 - 3. where the Work involved is not covered by unit prices contained in the Contract Documents and agreement to a lump sum is not reached under Paragraph 12.01.B.2, on the basis of the Cost of the Work (determined as provided in Paragraph 11.01) plus a Contractor's fee for overhead and profit (determined as provided in Paragraph 12.01.C).

C. *Contractor's Fee*: The Contractor's fee for overhead and profit shall be determined as follows:

1. a mutually acceptable fixed fee; or
2. if a fixed fee is not agreed upon, then a fee based on the following percentages of the various portions of the Cost of the Work:
 - a. for costs incurred under Paragraphs 11.01.A.1 and 11.01.A.2, the Contractor's fee shall be 15 percent;
 - b. for costs incurred under Paragraph 11.01.A.3, the Contractor's fee shall be five percent;
 - c. where one or more tiers of subcontracts are on the basis of Cost of the Work plus a fee and no fixed fee is agreed upon, the intent of Paragraphs 12.01.C.2.a and 12.01.C.2.b is that the Subcontractor who actually performs the Work, at whatever tier, will be paid a fee of 15 percent of the costs incurred by such Subcontractor under Paragraphs 11.01.A.1 and 11.01.A.2 and that any higher tier Subcontractor and Contractor will each be paid a fee of five percent of the amount paid to the next lower tier Subcontractor;
 - d. no fee shall be payable on the basis of costs itemized under Paragraphs 11.01.A.4, 11.01.A.5, and 11.01.B;
 - e. the amount of credit to be allowed by Contractor to Owner for any change which results in a net decrease in cost will be the amount of the actual net decrease in cost plus a deduction in Contractor's fee by an amount equal to five percent of such net decrease; and
 - f. when both additions and credits are involved in any one change, the adjustment in Contractor's fee shall be computed on the basis of the net change in accordance with Paragraphs 12.01.C.2.a through 12.01.C.2.e, inclusive.

12.02 *Change of Contract Times*

- A. The Contract Times may only be changed by a Change Order. Any Claim for an adjustment in the Contract Times shall be based on written notice submitted by the party making the Claim to the Engineer and the other party to the Contract in accordance with the provisions of Paragraph 10.05.
- B. Any adjustment of the Contract Times covered by a Change Order or any Claim for an adjustment in the Contract Times will be determined in accordance with the provisions of this Article 12.

12.03 *Delays*

- A. Where Contractor is prevented from completing any part of the Work within the Contract Times due to delay beyond the control of Contractor, the Contract Times will be extended in an amount equal to the time lost due to such delay if a Claim is made therefor as provided in Paragraph 12.02.A. Delays beyond the control of Contractor shall include, but not be limited to, acts or

neglect by Owner, acts or neglect of utility owners or other contractors performing other work as contemplated by Article 7, fires, floods, epidemics, abnormal weather conditions, or acts of God.

- B. If Owner, Engineer, or other contractors or utility owners performing other work for Owner as contemplated by Article 7, or anyone for whom Owner is responsible, delays, disrupts, or interferes with the performance or progress of the Work, then Contractor shall be entitled to an equitable adjustment in the Contract Price or the Contract Times, or both. Contractor's entitlement to an adjustment of the Contract Times is conditioned on such adjustment being essential to Contractor's ability to complete the Work within the Contract Times.
- C. If Contractor is delayed in the performance or progress of the Work by fire, flood, epidemic, abnormal weather conditions, acts of God, acts or failures to act of utility owners not under the control of Owner, or other causes not the fault of and beyond control of Owner and Contractor, then Contractor shall be entitled to an equitable adjustment in Contract Times, if such adjustment is essential to Contractor's ability to complete the Work within the Contract Times. Such an adjustment shall be Contractor's sole and exclusive remedy for the delays described in this Paragraph 12.03.C.
- D. Owner, Engineer, and their officers, directors, members, partners, employees, agents, consultants, or subcontractors shall not be liable to Contractor for any claims, costs, losses, or damages (including but not limited to all fees and charges of engineers, architects, attorneys, and other professionals and all court or arbitration or other dispute resolution costs) sustained by Contractor on or in connection with any other project or anticipated project.
- E. Contractor shall not be entitled to an adjustment in Contract Price or Contract Times for delays within the control of Contractor. Delays attributable to and within the control of a Subcontractor or Supplier shall be deemed to be delays within the control of Contractor.

ARTICLE 13 – TESTS AND INSPECTIONS; CORRECTION, REMOVAL OR ACCEPTANCE OF DEFECTIVE WORK

13.01 Notice of Defects

- A. Prompt notice of all defective Work of which Owner or Engineer has actual knowledge will be given to Contractor. Defective Work may be rejected, corrected, or accepted as provided in this Article 13.

13.02 Access to Work

- A. Owner, Engineer, their consultants and other representatives and personnel of Owner, independent testing laboratories, and governmental agencies with jurisdictional interests will have access to the Site and the Work at reasonable times for their observation, inspection, and testing. Contractor shall provide them proper and safe conditions for such access and advise them of Contractor's safety procedures and programs so that they may comply therewith as applicable.

13.03 *Tests and Inspections*

- A. Contractor shall give Engineer timely notice of readiness of the Work for all required inspections, tests, or approvals and shall cooperate with inspection and testing personnel to facilitate required inspections or tests.
- B. Owner shall employ and pay for the services of an independent testing laboratory to perform all inspections, tests, or approvals required by the Contract Documents except:
 - 1. for inspections, tests, or approvals covered by Paragraphs 13.03.C and 13.03.D below;
 - 2. that costs incurred in connection with tests or inspections conducted pursuant to Paragraph 13.04.B shall be paid as provided in Paragraph 13.04.C; and
 - 3. as otherwise specifically provided in the Contract Documents.
- C. If Laws or Regulations of any public body having jurisdiction require any Work (or part thereof) specifically to be inspected, tested, or approved by an employee or other representative of such public body, Contractor shall assume full responsibility for arranging and obtaining such inspections, tests, or approvals, pay all costs in connection therewith, and furnish Engineer the required certificates of inspection or approval.
- D. Contractor shall be responsible for arranging and obtaining and shall pay all costs in connection with any inspections, tests, or approvals required for Owner's and Engineer's acceptance of materials or equipment to be incorporated in the Work; or acceptance of materials, mix designs, or equipment submitted for approval prior to Contractor's purchase thereof for incorporation in the Work. Such inspections, tests, or approvals shall be performed by organizations acceptable to Owner and Engineer.
- E. If any Work (or the work of others) that is to be inspected, tested, or approved is covered by Contractor without written concurrence of Engineer, Contractor shall, if requested by Engineer, uncover such Work for observation.
- F. Uncovering Work as provided in Paragraph 13.03.E shall be at Contractor's expense unless Contractor has given Engineer timely notice of Contractor's intention to cover the same and Engineer has not acted with reasonable promptness in response to such notice.

13.04 *Uncovering Work*

- A. If any Work is covered contrary to the written request of Engineer, it must, if requested by Engineer, be uncovered for Engineer's observation and replaced at Contractor's expense.
- B. If Engineer considers it necessary or advisable that covered Work be observed by Engineer or inspected or tested by others, Contractor, at Engineer's request, shall uncover, expose, or otherwise make available for observation, inspection, or testing as Engineer may require, that portion of the Work in question, furnishing all necessary labor, material, and equipment.

- C. If it is found that the uncovered Work is defective, Contractor shall pay all claims, costs, losses, and damages (including but not limited to all fees and charges of engineers, architects, attorneys, and other professionals and all court or arbitration or other dispute resolution costs) arising out of or relating to such uncovering, exposure, observation, inspection, and testing, and of satisfactory replacement or reconstruction (including but not limited to all costs of repair or replacement of work of others); and Owner shall be entitled to an appropriate decrease in the Contract Price. If the parties are unable to agree as to the amount thereof, Owner may make a Claim therefor as provided in Paragraph 10.05.
- D. If the uncovered Work is not found to be defective, Contractor shall be allowed an increase in the Contract Price or an extension of the Contract Times, or both, directly attributable to such uncovering, exposure, observation, inspection, testing, replacement, and reconstruction. If the parties are unable to agree as to the amount or extent thereof, Contractor may make a Claim therefor as provided in Paragraph 10.05.

13.05 *Owner May Stop the Work*

- A. If the Work is defective, or Contractor fails to supply sufficient skilled workers or suitable materials or equipment, or fails to perform the Work in such a way that the completed Work will conform to the Contract Documents, Owner may order Contractor to stop the Work, or any portion thereof, until the cause for such order has been eliminated; however, this right of Owner to stop the Work shall not give rise to any duty on the part of Owner to exercise this right for the benefit of Contractor, any Subcontractor, any Supplier, any other individual or entity, or any surety for, or employee or agent of any of them.

13.06 *Correction or Removal of Defective Work*

- A. Promptly after receipt of written notice, Contractor shall correct all defective Work, whether or not fabricated, installed, or completed, or, if the Work has been rejected by Engineer, remove it from the Project and replace it with Work that is not defective. Contractor shall pay all claims, costs, losses, and damages (including but not limited to all fees and charges of engineers, architects, attorneys, and other professionals and all court or arbitration or other dispute resolution costs) arising out of or relating to such correction or removal (including but not limited to all costs of repair or replacement of work of others).
- B. When correcting defective Work under the terms of this Paragraph 13.06 or Paragraph 13.07, Contractor shall take no action that would void or otherwise impair Owner's special warranty and guarantee, if any, on said Work.

13.07 *Correction Period*

- A. If within one year after the date of Substantial Completion (or such longer period of time as may be prescribed by the terms of any applicable special guarantee required by the Contract Documents) or by any specific provision of the Contract Documents, any Work is found to be defective, or if the repair of any damages to the land or areas made available for Contractor's use by Owner or permitted by Laws and Regulations as contemplated in Paragraph 6.11.A is found to be defective, Contractor shall promptly, without cost to Owner and in accordance with Owner's written instructions:

1. repair such defective land or areas; or
 2. correct such defective Work; or
 3. if the defective Work has been rejected by Owner, remove it from the Project and replace it with Work that is not defective, and
 4. satisfactorily correct or repair or remove and replace any damage to other Work, to the work of others or other land or areas resulting therefrom.
- B. If Contractor does not promptly comply with the terms of Owner's written instructions, or in an emergency where delay would cause serious risk of loss or damage, Owner may have the defective Work corrected or repaired or may have the rejected Work removed and replaced. All claims, costs, losses, and damages (including but not limited to all fees and charges of engineers, architects, attorneys, and other professionals and all court or arbitration or other dispute resolution costs) arising out of or relating to such correction or repair or such removal and replacement (including but not limited to all costs of repair or replacement of work of others) will be paid by Contractor.
- C. In special circumstances where a particular item of equipment is placed in continuous service before Substantial Completion of all the Work, the correction period for that item may start to run from an earlier date if so provided in the Specifications.
- D. Where defective Work (and damage to other Work resulting therefrom) has been corrected or removed and replaced under this Paragraph 13.07, the correction period hereunder with respect to such Work will be extended for an additional period of one year after such correction or removal and replacement has been satisfactorily completed.
- E. Contractor's obligations under this Paragraph 13.07 are in addition to any other obligation or warranty. The provisions of this Paragraph 13.07 shall not be construed as a substitute for, or a waiver of, the provisions of any applicable statute of limitation or repose.

13.08 *Acceptance of Defective Work*

- A. If, instead of requiring correction or removal and replacement of defective Work, Owner (and, prior to Engineer's recommendation of final payment, Engineer) prefers to accept it, Owner may do so. Contractor shall pay all claims, costs, losses, and damages (including but not limited to all fees and charges of engineers, architects, attorneys, and other professionals and all court or arbitration or other dispute resolution costs) attributable to Owner's evaluation of and determination to accept such defective Work (such costs to be approved by Engineer as to reasonableness) and for the diminished value of the Work to the extent not otherwise paid by Contractor pursuant to this sentence. If any such acceptance occurs prior to Engineer's recommendation of final payment, a Change Order will be issued incorporating the necessary revisions in the Contract Documents with respect to the Work, and Owner shall be entitled to an appropriate decrease in the Contract Price, reflecting the diminished value of Work so accepted. If the parties are unable to agree as to the amount thereof, Owner may make a Claim therefor as provided in Paragraph 10.05. If the acceptance occurs after such recommendation, an appropriate amount will be paid by Contractor to Owner.

13.09 *Owner May Correct Defective Work*

- A. If Contractor fails within a reasonable time after written notice from Engineer to correct defective Work, or to remove and replace rejected Work as required by Engineer in accordance with Paragraph 13.06.A, or if Contractor fails to perform the Work in accordance with the Contract Documents, or if Contractor fails to comply with any other provision of the Contract Documents, Owner may, after seven days written notice to Contractor, correct, or remedy any such deficiency.
- B. In exercising the rights and remedies under this Paragraph 13.09, Owner shall proceed expeditiously. In connection with such corrective or remedial action, Owner may exclude Contractor from all or part of the Site, take possession of all or part of the Work and suspend Contractor's services related thereto, take possession of Contractor's tools, appliances, construction equipment and machinery at the Site, and incorporate in the Work all materials and equipment stored at the Site or for which Owner has paid Contractor but which are stored elsewhere. Contractor shall allow Owner, Owner's representatives, agents and employees, Owner's other contractors, and Engineer and Engineer's consultants access to the Site to enable Owner to exercise the rights and remedies under this Paragraph.
- C. All claims, costs, losses, and damages (including but not limited to all fees and charges of engineers, architects, attorneys, and other professionals and all court or arbitration or other dispute resolution costs) incurred or sustained by Owner in exercising the rights and remedies under this Paragraph 13.09 will be charged against Contractor, and a Change Order will be issued incorporating the necessary revisions in the Contract Documents with respect to the Work; and Owner shall be entitled to an appropriate decrease in the Contract Price. If the parties are unable to agree as to the amount of the adjustment, Owner may make a Claim therefor as provided in Paragraph 10.05. Such claims, costs, losses and damages will include but not be limited to all costs of repair, or replacement of work of others destroyed or damaged by correction, removal, or replacement of Contractor's defective Work.
- D. Contractor shall not be allowed an extension of the Contract Times because of any delay in the performance of the Work attributable to the exercise by Owner of Owner's rights and remedies under this Paragraph 13.09.

ARTICLE 14 – PAYMENTS TO CONTRACTOR AND COMPLETION

14.01 *Schedule of Values*

- A. The Schedule of Values established as provided in Paragraph 2.07.A will serve as the basis for progress payments and will be incorporated into a form of Application for Payment acceptable to Engineer. Progress payments on account of Unit Price Work will be based on the number of units completed.

14.02 *Progress Payments*

A. *Applications for Payments:*

- 1. At least 20 days before the date established in the Agreement for each progress payment (but not more often than once a month), Contractor shall submit to Engineer for review an

Application for Payment filled out and signed by Contractor covering the Work completed as of the date of the Application and accompanied by such supporting documentation as is required by the Contract Documents. If payment is requested on the basis of materials and equipment not incorporated in the Work but delivered and suitably stored at the Site or at another location agreed to in writing, the Application for Payment shall also be accompanied by a bill of sale, invoice, or other documentation warranting that Owner has received the materials and equipment free and clear of all Liens and evidence that the materials and equipment are covered by appropriate property insurance or other arrangements to protect Owner's interest therein, all of which must be satisfactory to Owner.

2. Beginning with the second Application for Payment, each Application shall include an affidavit of Contractor stating that all previous progress payments received on account of the Work have been applied on account to discharge Contractor's legitimate obligations associated with prior Applications for Payment.
3. The amount of retainage with respect to progress payments will be as stipulated in the Agreement.

B. Review of Applications:

1. Engineer will, within 10 days after receipt of each Application for Payment, either indicate in writing a recommendation of payment and present the Application to Owner or return the Application to Contractor indicating in writing Engineer's reasons for refusing to recommend payment. In the latter case, Contractor may make the necessary corrections and resubmit the Application.
2. Engineer's recommendation of any payment requested in an Application for Payment will constitute a representation by Engineer to Owner, based on Engineer's observations of the executed Work as an experienced and qualified design professional, and on Engineer's review of the Application for Payment and the accompanying data and schedules, that to the best of Engineer's knowledge, information and belief:
 - a. the Work has progressed to the point indicated;
 - b. the quality of the Work is generally in accordance with the Contract Documents (subject to an evaluation of the Work as a functioning whole prior to or upon Substantial Completion, the results of any subsequent tests called for in the Contract Documents, a final determination of quantities and classifications for Unit Price Work under Paragraph 9.07, and any other qualifications stated in the recommendation); and
 - c. the conditions precedent to Contractor's being entitled to such payment appear to have been fulfilled in so far as it is Engineer's responsibility to observe the Work.
3. By recommending any such payment Engineer will not thereby be deemed to have represented that:
 - a. inspections made to check the quality or the quantity of the Work as it has been performed have been exhaustive, extended to every aspect of the Work in progress, or

- involved detailed inspections of the Work beyond the responsibilities specifically assigned to Engineer in the Contract Documents; or
- b. there may not be other matters or issues between the parties that might entitle Contractor to be paid additionally by Owner or entitle Owner to withhold payment to Contractor.
4. Neither Engineer's review of Contractor's Work for the purposes of recommending payments nor Engineer's recommendation of any payment, including final payment, will impose responsibility on Engineer:
 - a. to supervise, direct, or control the Work, or
 - b. for the means, methods, techniques, sequences, or procedures of construction, or the safety precautions and programs incident thereto, or
 - c. for Contractor's failure to comply with Laws and Regulations applicable to Contractor's performance of the Work, or
 - d. to make any examination to ascertain how or for what purposes Contractor has used the moneys paid on account of the Contract Price, or
 - e. to determine that title to any of the Work, materials, or equipment has passed to Owner free and clear of any Liens.
 5. Engineer may refuse to recommend the whole or any part of any payment if, in Engineer's opinion, it would be incorrect to make the representations to Owner stated in Paragraph 14.02.B.2. Engineer may also refuse to recommend any such payment or, because of subsequently discovered evidence or the results of subsequent inspections or tests, revise or revoke any such payment recommendation previously made, to such extent as may be necessary in Engineer's opinion to protect Owner from loss because:
 - a. the Work is defective, or completed Work has been damaged, requiring correction or replacement;
 - b. the Contract Price has been reduced by Change Orders;
 - c. Owner has been required to correct defective Work or complete Work in accordance with Paragraph 13.09; or
 - d. Engineer has actual knowledge of the occurrence of any of the events enumerated in Paragraph 15.02.A.

C. Payment Becomes Due:

1. Ten days after presentation of the Application for Payment to Owner with Engineer's recommendation, the amount recommended will (subject to the provisions of Paragraph 14.02.D) become due, and when due will be paid by Owner to Contractor.

D. *Reduction in Payment:*

1. Owner may refuse to make payment of the full amount recommended by Engineer because:
 - a. claims have been made against Owner on account of Contractor's performance or furnishing of the Work;
 - b. Liens have been filed in connection with the Work, except where Contractor has delivered a specific bond satisfactory to Owner to secure the satisfaction and discharge of such Liens;
 - c. there are other items entitling Owner to a set-off against the amount recommended; or
 - d. Owner has actual knowledge of the occurrence of any of the events enumerated in Paragraphs 14.02.B.5.a through 14.02.B.5.c or Paragraph 15.02.A.
2. If Owner refuses to make payment of the full amount recommended by Engineer, Owner will give Contractor immediate written notice (with a copy to Engineer) stating the reasons for such action and promptly pay Contractor any amount remaining after deduction of the amount so withheld. Owner shall promptly pay Contractor the amount so withheld, or any adjustment thereto agreed to by Owner and Contractor, when Contractor remedies the reasons for such action.
3. Upon a subsequent determination that Owner's refusal of payment was not justified, the amount wrongfully withheld shall be treated as an amount due as determined by Paragraph 14.02.C.1 and subject to interest as provided in the Agreement.

14.03 *Contractor's Warranty of Title*

- A. Contractor warrants and guarantees that title to all Work, materials, and equipment covered by any Application for Payment, whether incorporated in the Project or not, will pass to Owner no later than the time of payment free and clear of all Liens.

14.04 *Substantial Completion*

- A. When Contractor considers the entire Work ready for its intended use Contractor shall notify Owner and Engineer in writing that the entire Work is substantially complete (except for items specifically listed by Contractor as incomplete) and request that Engineer issue a certificate of Substantial Completion.
- B. Promptly after Contractor's notification, Owner, Contractor, and Engineer shall make an inspection of the Work to determine the status of completion. If Engineer does not consider the Work substantially complete, Engineer will notify Contractor in writing giving the reasons therefor.
- C. If Engineer considers the Work substantially complete, Engineer will deliver to Owner a tentative certificate of Substantial Completion which shall fix the date of Substantial Completion. There shall be attached to the certificate a tentative list of items to be completed or corrected before

final payment. Owner shall have seven days after receipt of the tentative certificate during which to make written objection to Engineer as to any provisions of the certificate or attached list. If, after considering such objections, Engineer concludes that the Work is not substantially complete, Engineer will, within 14 days after submission of the tentative certificate to Owner, notify Contractor in writing, stating the reasons therefor. If, after consideration of Owner's objections, Engineer considers the Work substantially complete, Engineer will, within said 14 days, execute and deliver to Owner and Contractor a definitive certificate of Substantial Completion (with a revised tentative list of items to be completed or corrected) reflecting such changes from the tentative certificate as Engineer believes justified after consideration of any objections from Owner.

- D. At the time of delivery of the tentative certificate of Substantial Completion, Engineer will deliver to Owner and Contractor a written recommendation as to division of responsibilities pending final payment between Owner and Contractor with respect to security, operation, safety, and protection of the Work, maintenance, heat, utilities, insurance, and warranties and guarantees. Unless Owner and Contractor agree otherwise in writing and so inform Engineer in writing prior to Engineer's issuing the definitive certificate of Substantial Completion, Engineer's aforesaid recommendation will be binding on Owner and Contractor until final payment.
- E. Owner shall have the right to exclude Contractor from the Site after the date of Substantial Completion subject to allowing Contractor reasonable access to remove its property and complete or correct items on the tentative list.

14.05 *Partial Utilization*

- A. Prior to Substantial Completion of all the Work, Owner may use or occupy any substantially completed part of the Work which has specifically been identified in the Contract Documents, or which Owner, Engineer, and Contractor agree constitutes a separately functioning and usable part of the Work that can be used by Owner for its intended purpose without significant interference with Contractor's performance of the remainder of the Work, subject to the following conditions:
 - 1. Owner at any time may request Contractor in writing to permit Owner to use or occupy any such part of the Work which Owner believes to be ready for its intended use and substantially complete. If and when Contractor agrees that such part of the Work is substantially complete, Contractor, Owner, and Engineer will follow the procedures of Paragraph 14.04.A through D for that part of the Work.
 - 2. Contractor at any time may notify Owner and Engineer in writing that Contractor considers any such part of the Work ready for its intended use and substantially complete and request Engineer to issue a certificate of Substantial Completion for that part of the Work.
 - 3. Within a reasonable time after either such request, Owner, Contractor, and Engineer shall make an inspection of that part of the Work to determine its status of completion. If Engineer does not consider that part of the Work to be substantially complete, Engineer will notify Owner and Contractor in writing giving the reasons therefor. If Engineer considers that part of the Work to be substantially complete, the provisions of Paragraph 14.04 will apply with respect to certification of Substantial Completion of that part of the Work and the division of responsibility in respect thereof and access thereto.

4. No use or occupancy or separate operation of part of the Work may occur prior to compliance with the requirements of Paragraph 5.10 regarding property insurance.

14.06 *Final Inspection*

- A. Upon written notice from Contractor that the entire Work or an agreed portion thereof is complete, Engineer will promptly make a final inspection with Owner and Contractor and will notify Contractor in writing of all particulars in which this inspection reveals that the Work is incomplete or defective. Contractor shall immediately take such measures as are necessary to complete such Work or remedy such deficiencies.

14.07 *Final Payment*

A. *Application for Payment:*

1. After Contractor has, in the opinion of Engineer, satisfactorily completed all corrections identified during the final inspection and has delivered, in accordance with the Contract Documents, all maintenance and operating instructions, schedules, guarantees, bonds, certificates or other evidence of insurance, certificates of inspection, marked-up record documents (as provided in Paragraph 6.12), and other documents, Contractor may make application for final payment following the procedure for progress payments.
2. The final Application for Payment shall be accompanied (except as previously delivered) by:
 - a. all documentation called for in the Contract Documents, including but not limited to the evidence of insurance required by Paragraph 5.04.B.6;
 - b. consent of the surety, if any, to final payment;
 - c. a list of all Claims against Owner that Contractor believes are unsettled; and
 - d. complete and legally effective releases or waivers (satisfactory to Owner) of all Lien rights arising out of or Liens filed in connection with the Work.
3. In lieu of the releases or waivers of Liens specified in Paragraph 14.07.A.2 and as approved by Owner, Contractor may furnish receipts or releases in full and an affidavit of Contractor that: (i) the releases and receipts include all labor, services, material, and equipment for which a Lien could be filed; and (ii) all payrolls, material and equipment bills, and other indebtedness connected with the Work for which Owner might in any way be responsible, or which might in any way result in liens or other burdens on Owner's property, have been paid or otherwise satisfied. If any Subcontractor or Supplier fails to furnish such a release or receipt in full, Contractor may furnish a bond or other collateral satisfactory to Owner to indemnify Owner against any Lien.

B. *Engineer's Review of Application and Acceptance:*

1. If, on the basis of Engineer's observation of the Work during construction and final inspection, and Engineer's review of the final Application for Payment and accompanying

documentation as required by the Contract Documents, Engineer is satisfied that the Work has been completed and Contractor's other obligations under the Contract Documents have been fulfilled, Engineer will, within ten days after receipt of the final Application for Payment, indicate in writing Engineer's recommendation of payment and present the Application for Payment to Owner for payment. At the same time Engineer will also give written notice to Owner and Contractor that the Work is acceptable subject to the provisions of Paragraph 14.09. Otherwise, Engineer will return the Application for Payment to Contractor, indicating in writing the reasons for refusing to recommend final payment, in which case Contractor shall make the necessary corrections and resubmit the Application for Payment.

C. Payment Becomes Due:

1. Thirty days after the presentation to Owner of the Application for Payment and accompanying documentation, the amount recommended by Engineer, less any sum Owner is entitled to set off against Engineer's recommendation, including but not limited to liquidated damages, will become due and will be paid by Owner to Contractor.

14.08 Final Completion Delayed

- A. If, through no fault of Contractor, final completion of the Work is significantly delayed, and if Engineer so confirms, Owner shall, upon receipt of Contractor's final Application for Payment (for Work fully completed and accepted) and recommendation of Engineer, and without terminating the Contract, make payment of the balance due for that portion of the Work fully completed and accepted. If the remaining balance to be held by Owner for Work not fully completed or corrected is less than the retainage stipulated in the Agreement, and if bonds have been furnished as required in Paragraph 5.01, the written consent of the surety to the payment of the balance due for that portion of the Work fully completed and accepted shall be submitted by Contractor to Engineer with the Application for such payment. Such payment shall be made under the terms and conditions governing final payment, except that it shall not constitute a waiver of Claims.

14.09 Waiver of Claims

- A. The making and acceptance of final payment will constitute:
 1. a waiver of all Claims by Owner against Contractor, except Claims arising from unsettled Liens, from defective Work appearing after final inspection pursuant to Paragraph 14.06, from failure to comply with the Contract Documents or the terms of any special guarantees specified therein, or from Contractor's continuing obligations under the Contract Documents; and
 2. a waiver of all Claims by Contractor against Owner other than those previously made in accordance with the requirements herein and expressly acknowledged by Owner in writing as still unsettled.

ARTICLE 15 – SUSPENSION OF WORK AND TERMINATION

15.01 *Owner May Suspend Work*

- A. At any time and without cause, Owner may suspend the Work or any portion thereof for a period of not more than 90 consecutive days by notice in writing to Contractor and Engineer which will fix the date on which Work will be resumed. Contractor shall resume the Work on the date so fixed. Contractor shall be granted an adjustment in the Contract Price or an extension of the Contract Times, or both, directly attributable to any such suspension if Contractor makes a Claim therefor as provided in Paragraph 10.05.

15.02 *Owner May Terminate for Cause*

- A. The occurrence of any one or more of the following events will justify termination for cause:
1. Contractor's persistent failure to perform the Work in accordance with the Contract Documents (including, but not limited to, failure to supply sufficient skilled workers or suitable materials or equipment or failure to adhere to the Progress Schedule established under Paragraph 2.07 as adjusted from time to time pursuant to Paragraph 6.04);
 2. Contractor's disregard of Laws or Regulations of any public body having jurisdiction;
 3. Contractor's repeated disregard of the authority of Engineer; or
 4. Contractor's violation in any substantial way of any provisions of the Contract Documents.
- B. If one or more of the events identified in Paragraph 15.02.A occur, Owner may, after giving Contractor (and surety) seven days written notice of its intent to terminate the services of Contractor:
1. exclude Contractor from the Site, and take possession of the Work and of all Contractor's tools, appliances, construction equipment, and machinery at the Site, and use the same to the full extent they could be used by Contractor (without liability to Contractor for trespass or conversion);
 2. incorporate in the Work all materials and equipment stored at the Site or for which Owner has paid Contractor but which are stored elsewhere; and
 3. complete the Work as Owner may deem expedient.
- C. If Owner proceeds as provided in Paragraph 15.02.B, Contractor shall not be entitled to receive any further payment until the Work is completed. If the unpaid balance of the Contract Price exceeds all claims, costs, losses, and damages (including but not limited to all fees and charges of engineers, architects, attorneys, and other professionals and all court or arbitration or other dispute resolution costs) sustained by Owner arising out of or relating to completing the Work, such excess will be paid to Contractor. If such claims, costs, losses, and damages exceed such unpaid balance, Contractor shall pay the difference to Owner. Such claims, costs, losses, and damages incurred by Owner will be reviewed by Engineer as to their reasonableness and, when

so approved by Engineer, incorporated in a Change Order. When exercising any rights or remedies under this Paragraph, Owner shall not be required to obtain the lowest price for the Work performed.

- D. Notwithstanding Paragraphs 15.02.B and 15.02.C, Contractor's services will not be terminated if Contractor begins within seven days of receipt of notice of intent to terminate to correct its failure to perform and proceeds diligently to cure such failure within no more than 30 days of receipt of said notice.
- E. Where Contractor's services have been so terminated by Owner, the termination will not affect any rights or remedies of Owner against Contractor then existing or which may thereafter accrue. Any retention or payment of moneys due Contractor by Owner will not release Contractor from liability.
- F. If and to the extent that Contractor has provided a performance bond under the provisions of Paragraph 5.01.A, the termination procedures of that bond shall supersede the provisions of Paragraphs 15.02.B and 15.02.C.

15.03 *Owner May Terminate For Convenience*

- A. Upon seven days written notice to Contractor and Engineer, Owner may, without cause and without prejudice to any other right or remedy of Owner, terminate the Contract. In such case, Contractor shall be paid for (without duplication of any items):
 - 1. completed and acceptable Work executed in accordance with the Contract Documents prior to the effective date of termination, including fair and reasonable sums for overhead and profit on such Work;
 - 2. expenses sustained prior to the effective date of termination in performing services and furnishing labor, materials, or equipment as required by the Contract Documents in connection with uncompleted Work, plus fair and reasonable sums for overhead and profit on such expenses;
 - 3. all claims, costs, losses, and damages (including but not limited to all fees and charges of engineers, architects, attorneys, and other professionals and all court or arbitration or other dispute resolution costs) incurred in settlement of terminated contracts with Subcontractors, Suppliers, and others; and
 - 4. reasonable expenses directly attributable to termination.
- B. Contractor shall not be paid on account of loss of anticipated profits or revenue or other economic loss arising out of or resulting from such termination.

15.04 *Contractor May Stop Work or Terminate*

- A. If, through no act or fault of Contractor, (i) the Work is suspended for more than 90 consecutive days by Owner or under an order of court or other public authority, or (ii) Engineer fails to act on any Application for Payment within 30 days after it is submitted, or (iii) Owner fails for 30 days

to pay Contractor any sum finally determined to be due, then Contractor may, upon seven days written notice to Owner and Engineer, and provided Owner or Engineer do not remedy such suspension or failure within that time, terminate the Contract and recover from Owner payment on the same terms as provided in Paragraph 15.03.

- B. In lieu of terminating the Contract and without prejudice to any other right or remedy, if Engineer has failed to act on an Application for Payment within 30 days after it is submitted, or Owner has failed for 30 days to pay Contractor any sum finally determined to be due, Contractor may, seven days after written notice to Owner and Engineer, stop the Work until payment is made of all such amounts due Contractor, including interest thereon. The provisions of this Paragraph 15.04 are not intended to preclude Contractor from making a Claim under Paragraph 10.05 for an adjustment in Contract Price or Contract Times or otherwise for expenses or damage directly attributable to Contractor's stopping the Work as permitted by this Paragraph.

ARTICLE 16 – DISPUTE RESOLUTION

16.01 Methods and Procedures

- A. Either Owner or Contractor may request mediation of any Claim submitted to Engineer for a decision under Paragraph 10.05 before such decision becomes final and binding. The mediation will be governed by the Construction Industry Mediation Rules of the American Arbitration Association in effect as of the Effective Date of the Agreement. The request for mediation shall be submitted in writing to the American Arbitration Association and the other party to the Contract. Timely submission of the request shall stay the effect of Paragraph 10.05.E.
- B. Owner and Contractor shall participate in the mediation process in good faith. The process shall be concluded within 60 days of filing of the request. The date of termination of the mediation shall be determined by application of the mediation rules referenced above.
- C. If the Claim is not resolved by mediation, Engineer's action under Paragraph 10.05.C or a denial pursuant to Paragraphs 10.05.C.3 or 10.05.D shall become final and binding 30 days after termination of the mediation unless, within that time period, Owner or Contractor:
 - 1. elects in writing to invoke any dispute resolution process provided for in the Supplementary Conditions; or
 - 2. agrees with the other party to submit the Claim to another dispute resolution process; or
 - 3. gives written notice to the other party of the intent to submit the Claim to a court of competent jurisdiction.

ARTICLE 17 – MISCELLANEOUS

17.01 Giving Notice

- A. Whenever any provision of the Contract Documents requires the giving of written notice, it will be deemed to have been validly given if:

1. delivered in person to the individual or to a member of the firm or to an officer of the corporation for whom it is intended; or
2. delivered at or sent by registered or certified mail, postage prepaid, to the last business address known to the giver of the notice.

17.02 *Computation of Times*

- A. When any period of time is referred to in the Contract Documents by days, it will be computed to exclude the first and include the last day of such period. If the last day of any such period falls on a Saturday or Sunday or on a day made a legal holiday by the law of the applicable jurisdiction, such day will be omitted from the computation.

17.03 *Cumulative Remedies*

- A. The duties and obligations imposed by these General Conditions and the rights and remedies available hereunder to the parties hereto are in addition to, and are not to be construed in any way as a limitation of, any rights and remedies available to any or all of them which are otherwise imposed or available by Laws or Regulations, by special warranty or guarantee, or by other provisions of the Contract Documents. The provisions of this Paragraph will be as effective as if repeated specifically in the Contract Documents in connection with each particular duty, obligation, right, and remedy to which they apply.

17.04 *Survival of Obligations*

- A. All representations, indemnifications, warranties, and guarantees made in, required by, or given in accordance with the Contract Documents, as well as all continuing obligations indicated in the Contract Documents, will survive final payment, completion, and acceptance of the Work or termination or completion of the Contract or termination of the services of Contractor.

17.05 *Controlling Law*

- A. This Contract is to be governed by the law of the state in which the Project is located.

17.06 *Headings*

- A. Article and paragraph headings are inserted for convenience only and do not constitute parts of these General Conditions.

SUPPLEMENTAL GENERAL CONDITIONS

GENERAL CONDITIONS

The General Conditions of the Contract for Construction, EJCDC Document C-700, 2007 Edition, as bound herewith, shall be the General conditions of the Contract, except as amended by these Supplemental General Conditions

CHANGES AND ADDITIONS TO VARIOUS ARTICLES OF THE GENERAL CONDITIONS

Article 1 Definitions

Article 1 is hereby modified as follows:

Delete the definition "Notice to Proceed"

Article 2 Preliminary Matters

Article 2.02 is modified as follows:

DELETE Article 2.02 in its entirety

Article 2.03 is modified as follows:

30th day is changed to 10th day, and delete "A Notice to Proceed...earlier"

Article 3 Reporting and Resolving Discrepancies

Article 3.03A.# - change "unless" to "that" and add knowledge thereof, or should have had knowledge of....

Article 4 Availability of lands

Article 4.01B – delete "as necessary for giving notice of or filing a mechanics or construction lien against such lands in accordance with applicable Laws & Regulations."

Article 4.06G – Hazardous Environmental Conditions at Site - Delete in its entirety

Article 5 Bonds and Insurance

Delete Article 5 in its entirety and substitute the following:

PERFORMANCE BOND AND LABOR AND MATERIAL PAYMENT BOND

The Contractor shall, within ten (10) days from the date of the Notice of Award, furnish the City of Meriden with a PERFORMANCE BOND and a LABOR AND MATERIAL PAYMENT BOND, both in the amount of 100% of the amount bid, conditioned upon the performance of the Contractor on all undertaking, covenants, terms, and conditions and agreements of the contract. The bond shall be in the form of the specimen bonds annexed hereto, such bonds shall be executed by the contractor and a corporate bonding company licensed, authorized, and admitted to transact such business in the State of Connecticut and named on the current list of "Surety Companies acceptable on Federal Bonds", as published in the "Treasury Department" listed for an amount equal to the amount of the reinsurance. Written evidence of how any excess suretyship has been placed by the surety signing the bonds shall accompany the bonds. The expense of the bonds shall be borne by the Contractor. If at anytime a surety on any such bond is declared bankrupt or loses its right to do business in the State of Connecticut, or is removed from the list of Surety Companies acceptable on Federal Bonds, or for any other justifiable cause, the Contractor shall, within ten (10) days after notice from the City of Meriden to do so. substitute an acceptable bond(s) in such form and sum and signed by such other surety or sureties as may be

paid by the Contractor. No payments shall be deemed due nor shall be made until the new surety or sureties have furnished an acceptable bond to the City.

If the Contractor is a partnership, the bonds shall be signed by each of the individuals who are partners; if a corporation, the bonds shall be signed in the correct corporation name by a duly authorized officer, agent, or attorney-in-fact. There should be executed an appropriate number of counterparts of the bond corresponding to the number of counterparts of the contract. Each executed bond shall be accompanied by 1) appropriate acknowledgements of the respective parties; 2) appropriate duly certified copy of Power of Attorney or other certificate of authority where bond is executed by agent, officer, or other representative of Contractor or surety; 3) a duly certified extract from by-laws or resolutions or surety under which Power of Attorney or other certificates of authority of its agent, officer, or representative was issued.

The Contractor hereby agrees and understands that a Notice of Award is expressly conditional upon the receipt of these bonds and a Certificate of Insurance naming the City of Meriden (and others as appropriate) as ADDITIONAL INSURED. If said documents are not received by the City of Meriden within ten (10) days from the date of Notice of Award, the City of Meriden reserves the right to withdraw its conditional acceptance of the bid and cancel the Notice of Award.

PERFORMANCE BOND

KNOW ALL MEN BY THESE PRESENTS, that

(here insert full name and address or legal title of Contractor)

as Principal hereinafter called contractor and

(here insert full name and address or legal title of Surety)

As Surety, hereinafter called Surety, are held and firmly bound unto

(here insert full name and address or legal title of Owner)

As Oblige, hereinafter called Owner, in the amount of

Dollars \$ _____

for the payment whereof Contractor and Surety bind themselves, their heirs, executors, administrators, successors and assigns, jointly and severally, firmly by these presents.

WHEREAS,

Contractor has by written agreement dated

(here insert full name, address and description of project)

20 , entered into a contract with Owner for

In accordance with Drawings and Specifications prepared by

(here insert full name and address or legal title of Engineer/Architect)

Which contract is by reference made a part hereof, and is hereinafter referred to as the Contract.

PERFORMANCE BOND

NOW, THEREFORE, THE CONDITION OF THIS OBLIGATION is such that, if Contractor, shall promptly and faithfully perform said Contract, then this obligation shall be null and void; otherwise it shall remain in full force and effect.

The Surety hereby waives, notice of any alteration or extension of time made by the Owner.

Whenever Contractor shall be, and declared by Owner to be in default under the Contract, the Owner having performed Owner's obligations thereunder, the surety may promptly remedy the default, or shall promptly

- 1) Complete the Contract in accordance with its terms and conditions, or
- 2) Obtain a bid or bids for completing the Contract in accordance with its terms and conditions, and upon determination by Surety of the lowest responsible bidder, or, if the Owner elects, upon determination by the Owner and the Surety jointly of the lowest responsible bidder, arrange for a contract between such bidder and Owner, and make available as Work progresses (even though there should be a default of a succession of

defaults, under the contract or contracts of completion arranged under this paragraph sufficient funds to pay the cost of completion less the balance of the contract price; but not exceeding, including other costs and damages for which the Surety may be liable hereunder, the amount set forth in the first paragraph hereof. The term "balance of the contract price," as used in this paragraph, shall mean the total amount payable by Owner to Contractor under the Contract and any amendments thereto, less the amount properly paid by Owner to Contractor.

Any suit under this bond must be instituted before the expiration of two (2) years from the date on which final payment under the Contract falls due.

No right of action shall accrue on this bond to or for the use of any person or corporation other than the Owner named herein or the heirs, executors, administrators or successors of the Owner.

Signed and sealed this

day of

20

(Witness)

(Witness)

(Principal)

(Title)

(Surety)

(Title)

LABOR AND MATERIAL PAYMENT BOND

KNOW ALL MEN BY THESE PRESENTS, that

(here insert full name and address or legal title of Contractor)

as Principal, hereinafter called Principal, and

(here insert full name and address or legal title of Surety)

As Surety, hereinafter called Surety, are held and firmly bound unto

(here insert full name and address or legal title of Owner)

As Obligee, hereinafter called Owner, for the use and benefit of claimants as hereinbelow defined, in the amount of _____ **Dollars \$** _____

For the payment whereof Principal and Surety bind themselves, their heirs, executors, administrators, successors and assigns, jointly and severally, firmly by these presents.

WHEREAS,

Principal has by written agreement dated _____

(here insert full name, address and description of project)

20____, entered into a contract with Owner for

In accordance with Drawings and Specifications prepared by

(here insert full name and address or legal title of Engineer/Architect)

which contract is by reference made a part hereof, and is hereinafter referred to as the Contract.

LABOR AND MATERIAL PAYMENT BOND

NOW, THEREFORE, THE CONDITION OF THIS OBLIGATION is such that, if Principal shall promptly make payment to all claimants as hereinafter defined, for all labor and material used or reasonably required for use in the performance of the Contract, then this obligation shall be void; otherwise it shall remain in full force and effect, subject, however, to the following conditions:

1. A claimant is defined as one having a direct contract with the Principal or with a Subcontractor of the Principal for labor, material, or both, used or reasonably required for use in the performance of the Contract, labor and material being construed to include that part of water, gas, power, light, heat, oil, gasoline, telephone service or rental of equipment directly applicable to the Contract.

2. The above named Principal and Surety hereby jointly and severally agree with the Owner that every claimant as herein defined, who has not been paid in full before the expiration of a period of ninety (90) days after the date on which the last of such claimant's work or labor was done or performed or materials were furnished by such claimant, may sue on this bond for the use of such claimant, prosecute the suit to final judgment for such sum or sums as may be justly due claimant, and have execution thereon. The Owner shall not be liable for the payment of any costs or expenses of any such suit.

3. No suit or action shall be commenced hereunder by any claimant:

a) Unless claimant, other than one having a direct contact with the Principal, shall have given written notice to any two of the following: the Principal, the Owner, or the Surety above named, within ninety (90) days after such claimant did or performed the last of the work or labor, or furnished the last of the materials for which said claim is made, stating with substantial

accuracy the amount claimed and the name of the party to whom the materials were furnished, or for whom the work or labor was done or performed. Such notice shall be served by mailing the same by registered mail or certified mail, postage prepaid, in an envelop addressed to the Principal Owner or Surety, at any place where an office is regularly maintained for the transaction of business, or served in any manner in which legal process may be served in the state in which the aforesaid project is located, save that such service need not be made by a public officer.

b) After the expiration of one (1) year following the date on which Principal ceased Work on said Contract, it being understood, however, that if any limitation embodied in this bond is prohibited by any law controlling the construction hereof such limitation shall be deemed to be amended so as to be equal to the minimum period of limitation permitted by such law.

c) Other than in a state court of competent jurisdiction in and for the county or other political subdivision of the state in which the Project or any part thereof, is situated, or in the United States District Court for the district in which the Project, or any part thereof is situated, and not elsewhere.

4. The amount of this bond shall be reduced by and to the extent of any payment or payments made in good faith hereunder, inclusive of the payment by Surety of mechanics' liens which may be filed of record against said improvement, whether or not claim for the amount of such lien be presented under and against this bond.

Signed and sealed this

day of

20

(Principal)

(Title)

(Surety)

(Title)

(Witness)

(Witness)

INSURANCE REQUIREMENTS

*

All insurance coverage shall be provided by the Contractor and by or for any of their Subcontractors at no additional expense to the City. The scope and limits of insurance coverages specified are the minimum requirements and shall in no way limit or exclude the City from requesting additional limits and coverage provided under the Contractor's policies and/or their Subcontractors' policies. The Contractor shall either require each of their Subcontractors to produce identical insurance coverage requirements as detailed hereinafter or the Contractor shall secure the coverage for all Subcontractors under the Contractor's own policies.

The Contractor and/or Subcontractors shall be responsible for maintaining the stated insurance coverage in force for the life of the Contract with insurance carriers licensed and authorized to underwrite such insurance in the State of Connecticut. (Insurance carriers shall be rated A or higher by AM Best Co.)

The type and limits of insurance coverage shall not be less than the type and limits designated herein, and the Contractor and/or Subcontractors agree that the coverage or the acceptance by the City of Certificates of Insurance indicating the type and limits of insurance shall in no way limit the liability of the Contractor and/or subcontractor to any such type and limits of insurance coverage.

The insurance coverage hereinafter afforded by the Contractor and/or subcontractor shall be primary insurance, except when stated to apply in excess of or contingent upon the absence of other insurance. The amount and type of insurance shall not be reduced by the existence of other insurance's held by the City.

The Contractor and/or Subcontractor shall provide coverage's that are not impaired or the aggregate is not to be impaired by any other risk, past or present, and the limits required, shall be fully available to the City of Meriden or restored if depleted below the required levels during the course of the contract and/or any extensions thereto.

The Contractor and/or Subcontractor shall not commence work under the terms of this contract until they have obtained the liability insurance coverage required by this article and has filed Certificates of Insurance on same with the City, and the City has approved the Certificates of Insurance and the represented coverage.

Each Certificate of Insurance shall include the following pertinent information:

- Name of Insurance Carrier writing policy
- Name Insured
- Address of Named Insured
- Description of coverage (Workers' Compensation certificates should evidence the state(s) of operation including Connecticut)
- Policy Periods (effective and expiration dates)
- Limits of liability and terms
- Brief description of operations performed and property covered
- Name and address of certificate holder
- Authorized agent's name and address
- Date and signature of the issuing agent (original only)
- All additional named insured endorsement
- All cross liability endorsements
- All indemnification and hold harmless agreements (must be supported by Contractual Liability Insurance)

Each insurance policy (with the exception of OCP shall contain an endorsement naming the City as an Additional Insured, evidence of a Cross Liability endorsement so that each insureds interests are considered and treated separately in the case of claims between the insureds. The Contractor shall provide 60 Day advance Notification** to the City in the event of any material change, modification, cancellation, or non-renewal of insurance coverage.**

**Amended 01/13/14

The Contractor and/or Subcontractors shall include a waiver of subrogation rights, on all insurance policies, so that the City of Meriden cannot be sued by the Contractor's insurer to recover any payments made on behalf of the Contractor and/or Subcontractor.

All insurance policies provided by the Contractor and/or Subcontractors shall include an endorsement indicating that any breach of warranty, by the named insured, will not be imputed to another insured.

During the course of execution of the work, whenever there is a lapse in the insurance requirements as stated herein, through cancellation, expiration, failure to renew , or any other cause, the City shall order the cessation of all activities** until such time as the insurance requirements are complied with. The Contractor shall have no claim or claims whatever against the City, or other parties to the contract.

**Amended 01/13/14

The Contractor and their Subcontractors shall indemnify and save harmless the City of Meriden, and all additional named insured and all appointed or elected officers, officials, directors, committee members, employees, volunteer workers, commissioners, and any affiliated, associated, or allied entities and/or bodies of, or as may be participated in by the City of Meriden, or as may now or hereinafter be constituted or established from and against all claims, damages, and losses and expenses including attorney's fees arising out of or resulting from the performance of the work under this contract, provided that any such claims, damage, loss or expense is attributable to bodily injury, sickness, disease or death, or to injury to, or destruction of tangible property, including the loss of use resulting therefrom; and is caused in whole or in part by any negligent or willful act or omission of the Contractor, and their Subcontractors, anyone directly or indirectly employed by any of them or anyone for whose acts any of them may be liable.

The Contractor and their Subcontractors shall, during the execution of the work, take necessary precautions and place proper guards for the prevention of accidents; shall set up all night suitable and sufficient lights and barricades; shall fully comply with the latest revisions of the Occupational Safety and Health Act of 1970 and all other Federal, State and Local Regulations, including any all amendments, revisions, and additions thereto, and shall indemnify and save harmless the City of Meriden and their additional named insured and their employees, officers, agents from any and all claims, suits, actions, fines, fees, damages, and costs to which they may incur by reason of death or injury to all persons and/or for all property damage of another resulting from non-compliance, unskillfulness, willfulness. negligence, or carelessness in the execution of the work, or in guarding or protecting the same, or from any improper methods, materials, implements or appliances used in execution of the work, or by or on account of any direct or indirect act or omission of the Contractor of their Subcontractors or their employees or agents.

The Contractor shall be responsible for initiating, maintaining, and supervising all safety precautions and programs in connection with the execution of the contract.

The Contractor shall take all reasonable precautions for the safety of, and shall provide all reasonable protection to prevent damage, injury, or loss to; 1) all employees on the work and all other persons who may be affected thereby; 2) all the work and all the materials and equipment to be incorporated therein, whether in storage in or on the site, under the care, custody, or control of the Contractor or any of their Subcontractors; and 3) other property at the site or adjacent thereto, including trees, shrubs, lawns, walks, pavements, roadways, structures, and utilities not designed for removal, relocation, or replacement in the course of construction.

The Contractor shall erect and maintain, as required by existing conditions and progress of the work, all reasonable safeguards for safety and protection, including posting danger signs and other warnings against hazards promulgating safety regulations and notifying owners and users of adjacent utilities.

The Contractor and/or subcontractor shall give all notices and comply with all applicable laws, ordinances, rules, regulations, and lawful orders for any public authority bearing on the safety of persons or property or their protection from damage, injury, or loss.

When The use or storage of explosives or other hazardous materials or equipment is necessary for the execution of work, the Contractor and/or their Subcontractors shall exercise the utmost care and shall carry on such activities under the supervision of properly qualified personnel.

The contractor shall designate a responsible member of their organization at the site whose duty shall be the prevention of accidents. This person shall be the Contractor's superintendent unless otherwise designated by the Contractor in writing to the City.

In any emergency affecting the safety of persons or property, the Contractor shall act to prevent threatened damage, injury, or loss.

The Contractor, Subcontractor, and their insurer(s) shall waive governmental immunity as a defense and shall not use the defense of governmental immunity in the adjustment of claims or in the defense of any suit, action or claim brought against the City. Nothing shall limit the City of Meriden from utilizing the defense of governmental immunity.

Contractor shall agree to maintain in force at all times during the contract the following minimum coverages and shall name the City Meriden as an Additional Insured on a primary and non-contributory basis to all policies except Workers Compensation. All policies should also include a Waiver of Subrogation. Umbrella/Excess shall state that it follows form over General Liability, Auto Liability and Workers Compensation. Insurance shall be written with Carriers approved in the State of Connecticut and with a minimum AM Best's Rating of "A-" VIII. In addition, all Carriers are subject to approval by the City of Meriden.

		(Minimum Limits)
General Liability	Each Occurrence	\$1,000,000
	General Aggregate	\$2,000,000
	Products/Completed Operations Aggregate	\$2,000,000
Auto Liability	Combined Single Limit	
	Each Accident	\$1,000,000
Umbrella (Excess Liability)	Each Occurrence	\$1,000,000
	Aggregate	\$1,000,000
Workers' Compensation and Employers' Liability	WC Statutory Limits	
	EL Each Accident	\$1,000,000
	EL Disease Each Employee	\$1,000,000
	EL Disease Policy Limit	\$1,000,000

Original, completed Certificates of Insurance must be presented to the City of Meriden prior to contract issuance. Contractor agrees to provide replacement/renewal certificates at least 60 days prior to the expiration date of the policies.

Article 6 Substitutes and "or equals"

Article 6.05.2.A – After Contractor add "or Owner"

Article 6.05.2.2E – Substitute Items - Add the words "If, in the owner's opinion, the number of substitutions is excessive" after "reimburse Owner for the reasonable charges of Engineer for evaluating each such proposed substitutes".

Add the following paragraph 6.09D:

The requirements of subparagraph 6.09 do not waive the Contractor's responsibility of complying with the requirement of the Contract Documents when such regulations and requirements exceed those of any laws, ordinances, rules, regulations and orders of any public authority bearing the work.

Delete Article 6.10 in its entirety and substitute the following:

Under the terms of Regulation 16, referring to Contractors and Subcontractors issued by the State Tax Commission in administration of the State Sales and Use Tax, the Contractor may purchase materials or supplies to be consumed in the performance of this Contract without payment of Tax and shall not include in his Bid nor charge any Sales or Use Tax on any materials or labor provided.

Amend Article 6.12 to read:

“Contractor shall maintain in a safe place at the Site two (2) record copies...”

Add the following to article 6.13:

6.13.A.4 Protection in general shall consist of the following:

6.13.A.5 The Contractor shall furnish approved hard hats, other personal, protective equipment as required, approved first aid supplies, name of first aid attendant, and a posted list of emergency facilities.

6.13.A.6 The Contractor shall take prompt action to correct any hazardous conditions reported.

6.13.A.7 The Contractor shall be responsible for the adequate strength and safety of all scaffolding, staging and hoisting equipment, and for temporary shoring, bracing and tying.

The Contractor shall comply with the requirements of the Occupational Safety and Health Act of 1970 and the Construction Safety Act of 1969, including all Standards and Regulations which have been promulgated by the Governmental Authorities which administer such acts; and said Requirements, Standards and Regulations are incorporated herein by reference.

The Contractor shall be directly responsible for compliance therewith on the part of its agents employees, material men and Subcontractors, and shall directly receive and be responsible for all citations, assessments, fines or penalties which may be incurred by reason of its agents, employees, material men or Subcontractors, to so comply.

The Contractor shall indemnify the Owner and the Engineer and save them harmless from any and all losses, costs and expenses, including fines and reasonable attorney’s fees incurred by the Owner and the Engineer by reason of the real or alleged violation of such laws, ordinances, regulations and directives, Federal, State and local, which are currently in effect or which become effective in the future, by the Contractor, his Subcontractors or material men.

6.16 Emergencies

Add 6.16.B – The Contractor shall provide the Owner with at least two (2) phone numbers in case of emergency.

Article 8 – Replacement of Engineer

Delete 8.02 in its entirety

8.06 – Insurance

8.06A – Delete Article 5, Add Supplemental General Conditions

Article 9 - Engineer's Status During Construction

Revise 9.03.B to read:

In addition to the Engineer, The Owner may employ a Clerk-of- the Works shall be authorized to observe all material, workmanship and equipment for compliance with the Contract Documents' requirements of tests and safety provisions, and report any variance to the Engineer. He shall have no authority to interpret, vary or suspend the requirements of the Contract.

The Clerk-of-the-Works will keep records of material deliveries, weather conditions and manpower; he will monitor compliance with the approved Construction Schedule and the Equal Employment Provisions.

The Contractor shall cooperate with the Clerk-of-the-Works in the performance of his duties, and shall provide access to all portions of the work and information required for his records. Any requests for modification of the Contract provisions or working procedures shall be reviewed with the project representative prior to making submittal(s) to the Engineer.

Cost of Work, Allowances; Unit Price Work

Article 11 is hereby modified as follows:

Add the following Articles:

11.03D Delete the entire paragraph and substitute the following:

It is understood and agreed that the prices bid for the various units of construction shall control in any Contract awarded hereafter. The City of Meriden reserves the right to revise the estimated quantities with no fixed limits set nor extra compensation allowed other than the above stated unit prices.

Article 12 – Change of Contract Price and Change of Contract Time

Add the following:

12.01.B.4 - The Contractor, when performing work under article 11.3.3 shall, upon request, promptly furnish in a form satisfactory to the Owner, itemized statements of the cost of the work so ordered, including, but not limited to, certified payrolls, and copies of accounts, bills and vouchers to substantiate the above estimates.

Add 12.04.1 -The Contractor guarantees that he can and will complete the work within the time specified or within the time as extended as provided elsewhere in the Contract Documents. Inasmuch as the damage and loss to the City of Meriden which will result from the failure of the Contractor to complete the work within the stipulated time will be most difficult or impossible of accurate assessment, the damages to the City for such delay and failure on the part of the Contractor shall be liquidated in the sum of **\$500.00** each calendar day (Sundays and Holidays included) by which the Contractor shall fail to complete the work or any part thereof in accordance with the provisions hereof and such liquidated damages shall not be considered as a penalty. The City will deduct and retain out of any money due to become due hereunder, the amount of liquidated damages, and in case those amounts are less than the amount of liquidated damages, the Contractor shall be liable to pay the difference upon demand by the City.

Article 13 - Warranty and Guarantee; Tests and Inspections; Correction, Removal or Acceptance of Defective Work

Article 13.02 is modified to include the following:

The Contractor shall make every effort to minimize damage to all access routes, and he shall acquire all necessary permits for working in, on or from public streets or rights of way and for securing access rights of their own.

All costs of the removal and restoration to original condition of walls, fences and structures, utility lines, poles, guy wires or anchors, and other improvements required for passage of the Contractor's equipment shall be borne by the Contractor. The Contractor shall notify the proper authorities of the City and all utilities of any intended modifications or disruption to their property prior to the start of construction, and shall cooperate with them in the scheduling and performance of this operation.

Article 14 Payments to Contractor and Completion

Modify 14.02.D.4 to read:

Payments may be withheld to Contractors who are in default through debt or contract to the City.

14.07C – Change “thirty days” to “forty five (45) days”

Delete 14.09A in its entirety.

Article 15 Suspension of work and termination

Delete 15.03.3 in its entirety.

15.04B – Change 30 to 45 and change “30 days to pay” to 60.

SECTION 200050 - GENERAL CONDITIONS FOR MECHANICAL AND ELECTRICAL SYSTEMS

PART 1 - GENERAL

1.1 RELATED DOCUMENTS:

- A. The General provisions of the Contract, including General and Supplementary Conditions, and Division 1, General Requirements apply to the work specified in this Section.
- B. Scope of Work: This Section contains special provisions for Divisions 22, 23 and 26.

1.2 EXAMINATION OF SITE AND DRAWINGS:

- A. Before submitting his bid, Contractor shall visit site with plans and specifications in hand, shall consult with the Engineer and shall become thoroughly familiar with all conditions under which his work will be done since he will be held responsible for any assumptions he may make in regard thereto.
- B. The Contractor shall verify and obtain all necessary dimensions at the building.
- C. Certain present building clearances are available for handling equipment.

1.3 INTENT:

- A. Finished Work: The intent of the specifications and drawings is to call for finished work, completed, tested and ready for operation.
- B. Good Practice: It is not intended that the drawings show every pipe, fitting or minor detail and it is understood that while the drawings must be followed as closely as circumstances will permit, the systems shall be installed according to the intent and meaning of the Contract Documents and in accordance with good practice.
- C. Work under each Section shall include giving written notice to the City within 15 days after the Award of the Contract of any materials of apparatus believed inadequate or unsuitable or in violation of any laws or codes, or items of work omitted. In the absence of such written notice, it is mutually agreed that work under each Section has included the cost of all required items and labor for the satisfactory functioning of the entire system without extra compensation.
- D. Any apparatus, appliance, material or work not shown on drawings but mentioned in specifications or vice versa, or any incidental accessories necessary to make the work complete and perfect in all respects and ready for operation, even if not particularly specified, shall be furnished and installed by Contractor at no additional cost to the City.
- E. Prior to receipt of bids, Contractors shall give written notice to Engineer of any materials or apparatus believed inadequate, unsuitable or in violation of laws, ordinances, rules or regulations of authorities having jurisdiction and any necessary items or work omitted. In the absence of such written notice, it is mutually agreed that Contractor has included the cost of all required items in his proposal and that he will be responsible for approved satisfactory functioning of systems without further compensation.

**ISRAEL PUTNAM ELEMENTARY SCHOOL – CHILLER REPLACEMENT
MERIDEN, CONNECTICUT**

- F. In all cases where apparatus is herein referred to in singular number, it is intended that such reference include as many such items as are required to complete work.
- G. If not otherwise specified or shown on plans, apparatus and materials shall be installed in accordance with manufacturer's published recommendations and instructions and to the complete satisfaction of the Engineer.
- H. It is the intent of these specifications for Mechanical and Electrical Contractors and/or their subcontractors or equipment suppliers to furnish all equipment complete with all accessories.

1.4 REGULATIONS:

- A. Codes: All work shall be done in strict accordance with the 2018 Connecticut State Building Code, 2018 Connecticut State Fire Safety Code, 2015 IBC, 2015 IPC, 2015 IMC, Connecticut Public Health Code, 2015 NFPA 101, all applicable NFPA Codes, NEC, UL, NEMA, O.S.H.A., with all requirements of local utility companies and the requirements of all governmental departments having jurisdiction.
- B. Precedence: Requirements of the above shall take precedence over plans and specifications.
- C. Equipment construction standards shall be as follows: Pressure vessels shall be constructed in accordance with the ASME Code, all electrical equipment shall be UL listed and approved and conform to the N.E.C., gas equipment shall be approved by A.G.A. and conform to N.F.P.A. Codes, piping materials, fittings, valves and accessories shall be constructed in accordance with A.S.T.M. and A.N.S.I. standards for class of work involved. All equipment and materials shall be new and of domestic manufacture. All the above codes shall be referenced and dated in the Connecticut Basic Building Code.
- D. Wherever discrepancies occur between above regulations and agencies and contract drawings and specifications, the requirements of above shall take precedence, except that the contract drawings and specifications shall be minimum requirements and that contractors shall advise engineer of any required changes before proceeding with work.

1.5 APPROVED FITTINGS:

- A. No material other than that contained in the "Latest List of Electric Fittings" approved by the Underwriters' Laboratories, Inc., shall be used in any part of the work.
All wiring, conduit, switches and other material for which label service has been established, shall bear the label of the Underwriters' Laboratories, Inc.

1.6 PERMITS, FEES:

- A. Include all necessary notices, obtain all permits and pay all governmental taxes, fees, and other costs. File all necessary plans, prepare all documents and obtain all necessary approvals of all governmental departments having jurisdiction. Obtain all required Certificates of the City before request for acceptance and final payment for the work.

**ISRAEL PUTNAM ELEMENTARY SCHOOL – CHILLER REPLACEMENT
MERIDEN, CONNECTICUT**

1.7 DEFINITIONS:

- A. Words "finish" or "finished" refer to all rooms and areas listed in Finished Schedule on Drawings. All rooms and areas not covered in Schedule, including underground tunnels and areas above ceilings, shall be considered not finished except as otherwise noted.
- B. The word "provide" means to "furnish and install" reference item.

1.8 PROTECTION:

- A. Work under each section shall include protecting the work and materials of all other sections from damage by work or workmen, and shall include making good any and all damage thus caused.
- B. Each section shall be responsible for work and equipment until finally inspected, tested and accepted. Protect work against theft, weather, injury or damage and carefully store material and equipment received on site which is not immediately installed. Close open ends of work with temporary covers or plugs during construction to prevent entry of obstructing materials.
- C. If so specified under the respective section, work may include receiving, unloading, uncrating, storing, protecting, setting in place and connecting up completely of any motor starters, control equipment having mechanical/electrical service connections which may be furnished by City or furnished under another section. Work under each section shall include exercising special care in handling and protecting equipment and fixtures. Any of the above equipment and fixtures which are missing or damaged by reason of mishandling or failure to protect shall be replaced at no additional cost to the City.

1.9 EQUIPMENT SUBSTITUTIONS AND DEVIATIONS:

- A. Wherever more than one manufacturer is mentioned in specifications and drawings, any of these named are considered equally acceptable to that on upon which design was based and, providing all requirements are met, insofar as performance, space requirements, noise levels and special accessories or materials are concerned, any of those named may be included in Contractor's bid.
- B. Where Contractor proposes to use an item of equipment which differs from that upon which design was based, which required any redesign of structure, partitions, foundations, piping, wiring or of any other part of Mechanical or Electrical Layout, all such redesign, new drawings or detailing required shall be prepared by Contractor at his own expense for approval of Engineer.
- C. Where approved substitutions or deviations require a different quantity, size or arrange of structural supports, wiring, conduit, piping, ductwork, and equipment from that upon which design was based, all additional items required by the systems shall, with the approval of Engineer, be furnished by Contractor at no additional cost to City.

**ISRAEL PUTNAM ELEMENTARY SCHOOL – CHILLER REPLACEMENT
MERIDEN, CONNECTICUT**

1.10 ELECTRICAL WORK:

- A. The Electrical Section includes all power wiring for all electrical switches, motor starters and unmounted motors, furnished at the job site by other sections or furnished under the Electrical Sections as stated in other sections of the specifications.
- B. The Electrical Section shall install and wire all starters, switches and controls, as specified and/or shown on drawings. This shall include all operating and safety controls. Refer to sections 260000 and 260500 for additional information.
- C. Electrically operated equipment supplied by other sections which will be installed and wired by Electrical Section shall be delivered to him with detailed instructions for their installation and wiring in sufficient time and proper sequence to enable him to meet his work schedule.
- D. Control devices that include mechanical elements, such as float switches, shall be installed by the section furnishing them, but be wired by the Electrical Sections.
- E. Equipment which includes a number of correlated electrical control devices mounted in a single enclosure or on a common base with equipment shall be supplied for installation completely wired as unit with terminal boxes and ample leads and/or terminal strips, ready for electrical wiring.
- F. Electrical Contractor shall furnish local disconnect switch for all equipment and manual motor starter for fractional HP motors.

1.11 DRAWINGS:

- A. The mechanical and electrical drawings are intended to supplement each other and are to be considered as a unit which, taken together in conjunction with the specifications, completely describes the work to be done. All drawings shall be checked to verify spaces in which work will be installed. Where headroom or space conditions appear inadequate, notification shall be given to Engineer before proceeding with installation.
- B. The Engineer may without charge, make modifications in the layout as needed to prevent conflict with work of other trades or for proper execution of the work.
- C. Note that the drawings are diagrammatic and indicate the general arrangement of the Mechanical and Electrical Equipment and systems, without showing every detail and fitting.
- D. Where conflicts occur between drawings and specifications or within either, the item or arrangement of better quality, greater quality or highest cost shall be included in Contract price. Engineer shall determine the manner or item with which work shall be installed.
- E. Keep one complete set of all drawings, specifications, shop drawings and addenda on the premises at all times in good condition and available to the Engineer and City.

1.12 REVIEWS:

- A. The materials, workmanship, design and arrangement of all work installed under the Mechanical and Electrical sections shall be subject to the review of the Engineer.
- B. Where any specific material process or method of construction or manufactured article is specified by name or by reference to the catalog number of a manufacturer, the specifications are to be used as a guide and not intended to take precedence over the basic duty and performance specified or noted on drawings. In all cases, the specific characteristics of the equipment offered for approval, shall be indicated on the shop drawings.
- C. All component parts of each item of equipment or device shall bear the manufacturer's nameplate, giving name of manufacturer, description, size, type, serial or model number, electrical characteristics, etc. in order to facilitate maintenance or replacement. The nameplate of a subcontractor or distributor will not be acceptable.
- D. If material or equipment is installed before it is reviewed, it shall be removed and replaced at no extra charge to the City if, in the opinion of the Engineer, the material or equipment does not meet the intent of the drawings and specifications.

1.13 SHOP DRAWINGS:

- A. Contractor shall submit for review shop drawings in electronic format of all new equipment, materials, piping, lighting fixtures, devices, panels and wiring. Engineer's review of shop drawings must be completed before any equipment is purchased or any work is installed.
- B. Shop drawings shall consist of manufacturer's certified scale drawings, cuts or catalog, including descriptive literature and complete certified characteristics of equipment, showing dimensions, capacity, code requirements, motor and drive testing as indicated on the drawings or specifications. Also, sheet metal fabrication drawings drawn to scale of 1/4" to the foot or larger.
- C. Certified performance curves for all pumping equipment shall be submitted for review.
- D. Samples, drawings, specifications, catalogs, etc. submitted for review shall be properly labeled indicating specific service for which material or equipment is to be used, division and article number of specifications governing Contractor's name and name of job.
- E. Catalog, pamphlets or other documents submitted to describe items on which review is being requested, shall be specific and identification in catalog, pamphlet, etc. of item submitted shall be clearly made in ink. Data of a general nature will not be accepted.
- F. Review stamp rendered on shop drawings shall not be considered as a guarantee of measurements of building conditions.

Where drawings are reviewed, said review does not mean that drawings have been checked in detail. Said review does not in any way relieve the Contractor from his responsibility or

**ISRAEL PUTNAM ELEMENTARY SCHOOL – CHILLER REPLACEMENT
MERIDEN, CONNECTICUT**

necessity of furnishing material or performing work as required by the Contract Drawings and Specifications.

- G. Failure by the Contractor to submit shop drawings in ample time for checking shall not entitle him to an extension of Contract and no claim for extension by reason of such default will be allowed.
- H. Prior to submission to shop drawings, the Contractor shall thoroughly check each shop drawing, reject those not conforming to the specifications and indicate by his signature that the shop drawings submitted in his opinion meet Contract requirements.

1.14 CUTTING AND PATCHING:

- A. All cutting of openings in walls, floors, partitions, etc. must be done by the Electrical and/or Mechanical Contractor as required to install the work including all cutting of existing construction work. Cutting shall be neatly done and limited to the minimum size necessary. Contractor shall patch and restore to its original condition any work disturbed as a result of work under this Contract.

PART 2 - PRODUCTS

2.1 MATERIALS AND WORKMANSHIP:

- A. All materials and apparatus used shall be new, of first class quality and shall be furnished, delivered, erected, connected and finished in every detail. No materials or apparatus used shall be discontinued or about to be discontinued items.
- B. The Engineer shall have the right to reject any part of the work in case material or workmanship is not of satisfactory quality.
- C. Any unacceptable work and material shall be replaced with acceptable work and material at no additional expense to the City.
- D. In case there is any doubt of the acceptability of any material, submit samples to the Engineer for approval and only definite approval in writing from the Engineer shall be evidence of such approval.
- E. Such approval shall also be subject to the satisfactory installation of the material.
- F. The work in each of these sections shall be constantly under the direction of a competent superintendent who shall be on the premises during such period as the work is in progress. The superintendent shall familiarize himself with the work of all other sections involved insofar as they relate to or in any way affect the work of these sections, and shall coordinate the work.
- G. Unless otherwise noted, all equipment and materials shall be installed and/or applied in accordance with the recommendations of the manufacturer of said equipment, including the performance of any tests recommended by the manufacturer.

2.2 EQUIPMENT VARIATIONS:

- A. In these specifications and on the accompanying drawings, one or more makes of materials, apparatus or appliances have been specified for use in this installation. This has been done for convenience in fixing the standard of workmanship performance of any materials, apparatus or appliance which shall be substituted for those mentioned herein shall also conform to these standards.
- B. Where no specified make or material, apparatus or appliance is mentioned, any first class product made by a reputable manufacturer may be used, providing it conforms to the requirements of these specifications and meets the approval of the Engineer prior to installation.
- C. Refer to Article 6 of the General Conditions of the contract for substitution procedures.
- D. To substitute other makes of materials, apparatus or appliance, than those mentioned under the mechanical or electrical sections, a request in writing to be allowed to make the substitution shall be made. This request shall be accompanied by complete plans and specifications of the substitution offered. If so requested by the Engineer, also submit samples of both the specified material or appliance and the substitute.

2.3 MOTOR CONTROL:

- A. All motors will be fed from a motor starter. Motor starters shall be furnished by each respective trade for motor driven equipment provided by them. The Electrical Contractor shall install the starters and shall provide all power wiring to the starters, and from the starters to the motors they control. Where required, remote pushbuttons, plates and pilots will be furnished with the starter and will be installed by the Electrical Contractor, unless otherwise called for under the Temperature Control Section of these specifications. All starters for motors which are to be interlocked with another motor shall have suitable auxiliary contacts.
- B. All small motors without built-in thermal protection shall be furnished with thermal switches. These switches and pilots shall be furnished by the Electrical Contractor.

2.4 ELECTRIC MOTORS:

- A. All motors 1/2 h.p. and above shall be integral horsepower polyphase induction motors conforming to NEMA standards MG-1-1967 and shall be T-frame design in sizes 143 T through 445 T. Each shall be NEMA design B with minimum torque values per MG 1-12.37 and 12.38.
- B. Duty shall be continuous, ambient temperature 40 degrees maximum, allowable temperature rise for open drip-proof -90 degrees, TEFC, 80 degrees C with Class B insulation rating all per MG 1-12.42.
- C. Horsepower, speed and frame sized per MG 1-10, 32, 13.02 and 13.06a.
- D. Enclosures - open drip-proof and TEFC per MG 1-1.25, 1.26 and 1.27.

**ISRAEL PUTNAM ELEMENTARY SCHOOL – CHILLER REPLACEMENT
MERIDEN, CONNECTICUT**

- E. All dimensions per MG 1-11.31a, 11.32a and 11.34a. All motors shall have stainless steel nameplates with NEMA voltage standards shown.
- F. Locked rotor KVA per horsepower shall be designated by proper NEMA code letter per MG 1.10.37.
- G. All motors shall be premium efficiency type with a full load efficiency range of 80 percent to 95 percent. High efficiency motor rating shall meet Northeast Utilities Energy Action Program in accordance with the following schedule:

MINIMUM NOMINAL MOTOR EFFICIENCIES

HP	OPEN DRIP PROOF			HP	TOTALLY ENCLOSED		
	MINIMUM EFFICIENCY				MINIMUM EFFICIENCY		
	1200	1800	3600		1200	1800	3600
1	82.5%	85.5%	80.0%	1	82.5%	85.5%	78.5%
1.5	86.5%	86.5%	85.5%	1.5	87.5%	86.5%	85.5%
2	87.5%	86.5%	86.5%	2	88.5%	86.5%	86.5%
3	89.5%	89.5%	86.5%	3	89.5%	89.5%	88.5%
5	89.5%	89.5%	89.5%	5	89.5%	89.5%	89.5%
7.5	91.7%	91.0%	89.5%	7.5	91.7%	91.7%	91.0%
10	91.7%	91.7%	90.2%	10	91.7%	91.7%	91.7%
15	92.4%	93.0%	91.0%	15	92.4%	92.4%	91.7%
20	92.4%	93.0%	92.4%	20	92.4%	93.0%	92.4%
25	93.0%	93.6%	93.0%	25	93.0%	93.6%	93.0%
30	93.6%	94.1%	93.0%	30	93.6%	93.6%	93.0%
40	94.1%	94.1%	93.6%	40	94.1%	94.1%	93.6%
50	94.1%	94.5%	93.6%	50	94.1%	94.5%	94.1%
60	95.0%	95.0%	94.1%	60	94.5%	95.0%	94.1%
75	95.0%	95.0%	94.5%	75	95.0%	95.4%	94.5%
100	95.0%	95.4%	94.5%	100	95.4%	95.4%	95.0%

- H. Service Factors - open-drip-proof, 1 h.p. through 200-1.15 TEFC all horsepower - 1.0.
- I. Noise level within NEMA standard MG 1-12.49.
- J. In addition to the above, all motors 1 through 20 h.p. shall be TEFC with drain holes for both horizontal and vertical positions. Each shall be equipped with deep groove double shielded ball bearings prelubricated with provisions for regreasing.
- K. Motors smaller than 1/2 h.p. shall be capacitor-start or split-phase type designed for 120 volts, single phase, 60 cycles alternating current.

2.5 ELECTRICAL MOTOR STARTERS:

- A. Motor starters shall be furnished by each respective trade for motor driven equipment provided by them. The Electrical Contractor shall install the starters and shall provide all power wiring to the starters, and from the starters to the motors they control.

**ISRAEL PUTNAM ELEMENTARY SCHOOL – CHILLER REPLACEMENT
MERIDEN, CONNECTICUT**

- B. Motor starters shall conform to requirements of NEC, NEMA, UL, CSA, and ANSI and shall be suitable for the required horsepower, duty, voltage, phase, frequency, service, and location. All starters shall be furnished in NEMA enclosures suitable for the environment in which they are to be located.
- C. All starters shall be of the same manufacture and shall be furnished in Cutler-Hammer, Square D, General Electric, or Allen Bradley.
- D. Thermal Overloads:
 - 1. All motors 1/8 horsepower or larger shall be provided with thermal-overload protection. Thermal overloads shall be melting alloy ambient temperature compensating type.
 - 2. Thermal overloads shall be sized in accordance with NEC requirements for the nameplate data of the motor(s) as actually delivered to the site.
- E. Starters for manual control of single phase motors up to one (1) horsepower furnished without integral thermal overloads shall be combination manual disconnect switch and starters with thermal overload protection for each ungrounded leg. Starters shall be inoperable if a thermal unit is removed. These starters shall be 2-pole and shall be provided with green neon pilot light and handle guard/lock-off.
- F. Starters for three phase motors shall be full voltage, circuit breaker combination magnetic starters. All circuit breaker combination magnetic starters shall include melting alloy type thermal overload protection, low voltage protection, and two (2) sets of auxiliary normally open and normally closed contacts. Thermal overload protection shall be provided in each ungrounded leg. Starters shall be inoperable if a thermal unit is removed.

All circuit breaker combination magnetic starters shall be equipped with control power circuits. Provide starters with control power transformers of secondary voltage required for the control power circuitry. Provide control power transformers with secondary fusing.

The disconnect handle on circuit breaker combination magnetic starters shall always be in control of the disconnect device with the door opened or closed. The disconnect handle shall be clearly marked as to whether the disconnect device is "on" or "off", and shall include a two-color handle grip, the black side visible in the "off" position, and the red side visible in the "on" position.

 - 1. All circuit breaker combination magnetic starters for manual control of three phase motors shall have start-stop push buttons in the cover and shall be provided with red and green pilot lights.
 - 2. All circuit breaker combination magnetic starters for automatic or interlocking control of three phase motors shall have hand-off-automatic selector switches in the cover and shall be provided with red and green pilot lights.
- G. Starters shall be furnished as part of respective equipment furnished under each Division.

**ISRAEL PUTNAM ELEMENTARY SCHOOL – CHILLER REPLACEMENT
MERIDEN, CONNECTICUT**

PART 3 - EXECUTION

3.1 CONNECTING TO EXISTING UTILITIES:

- A. Connections to existing utilities that will interrupt the service to the present buildings shall be made at a time agreed upon by the City.
- B. If it is necessary to make connections to existing utilities outside the regular working hours, this shall be noted on the written work order and the respective Contractor will be paid for the additional cost of labor over and above what it would cost at regular day time rates.

3.2 FREIGHT, CARTING AND RIGGING:

- A. Contractor shall pay all freight and carting charges necessary to deliver all equipment furnished under his Contract to the site and furnish all necessary rigging to properly rig and set the apparatus on the foundations, frames, etc.
- B. All scaffolding, blocks and tackle, ropes and chains and other equipment necessary to rig and set the apparatus shall be furnished by the Contractor.
- C. The Contractor shall set, level and align all equipment before starting operations.

3.3 SEISMIC RESTRAINTS:

- A. It is the intent of this seismic restraint portion of the specification to provide restraint of all non-structural building system components provided in Sections 15 and 16 in Seismic Zone II. Restraint systems and devices are intended to withstand, without failure, the "G" forces detailed in the chart below:

Design Level of Acceleration At Equipment Center of Gravity Seismic Zone 2)
(Av - >0.1 to 0.19)

Elevation (feet rel. to grade level)	Rigid* Mnt'd Equip	Non-Struct. Architect Component	Flexible* Mnt'd Equip	Pipe, Duct, Cable trays, Conduit, Etc.	Life Safe. Equip
Below Grade up to 20 feet above grade	0.125 "g"	0.250 "g"	0.500 "g"	0.350 "g"	1.000 "g"
21 ft. - 300 ft.	0.500 "g"	0.550 "g"	0.750 "g"	0.650 "g"	1.000 "g"
301 ft. - 600 ft.	0.750 "g"	0.900 "g"	1.000 "g"	1.000 "g"	1.000 "g"

* Rigid mounted equipment is any equipment mounted directly to structure. Flexible mounted equipment is any equipment mounted on resilient supports, ceiling suspended, roof supported or mounted on an independent frame with any primary natural frequency below 16 Hz.

**ISRAEL PUTNAM ELEMENTARY SCHOOL – CHILLER REPLACEMENT
MERIDEN, CONNECTICUT**

- B. Seismic restraints shall be as required by 2015 IBC, Chapter 16 and State of Connecticut 2018 Building Code.
- C. Seismic Certificant and Analysis
1. Seismic restraint calculations must be provided for all connections of equipment to the structure.
 2. Calculations to support seismic restraint designs must be stamped by a registered professional engineer licensed in the State of Connecticut.
 3. Analysis must indicate dead loads, derived loads, and materials used for connections to equipment and structure. Analysis must detail anchoring methods, bolt diameters, embedment, and weld length.
 4. A seismic design errors and omissions insurance certificate must accompany submittals.
- D. Submit drawings showing locations of all seismic restraints for equipment, piping, and conduit provided under Sections 23 and 26:
1. The term EQUIPMENT includes ALL non-structural components. These specifications are applicable within the facility and 5 feet outside of the foundation wall. Equipment buried underground is excluded but entry of services through the foundation wall is included. Equipment referred to below is a partial list; (equipment not listed is still included in this specification).
- | | |
|-------------------|-----------------------|
| Air Separators | Bus Ducts |
| Piping | |
| Pumps (All types) | Cable Trays |
| Switching Gear | Tanks (All types) |
| Conduit | All Electrical Panels |
- E. Submittals shall include a listing of all isolated and non-isolated equipment to be restrained.
- F. Seismic restraints shall not be required for the following installations:
1. Piping in mechanical rooms less than 1 1/4-inch inside diameter.
 2. All other piping less than 2 1/2-inch inside diameter.
 3. All electrical conduit less than 2 1/2-inch inside diameter.
 4. All rectangular air-handling ducts less than 6 square feet in cross-sectional area.
 5. All round air-handling ducts less than 28 inches in diameter.
 6. All piping suspended by individual hangers 12 inches or less in length from the top of the pipe to the bottom of the support for the hanger.
 7. All ducts suspended by hangers 12 inches or less in length from the top of the duct to the bottom of the support for the hanger.
- G. Life safety systems defined:
1. All systems involved with fire protection including sprinkler piping, service water supply piping, fire dampers and smoke exhaust systems.
 2. All systems involved with and/or connected to emergency power supply including all generators, transfer switches, transformers and all flowpaths to fire protection and/or emergency lighting systems.

**ISRAEL PUTNAM ELEMENTARY SCHOOL – CHILLER REPLACEMENT
MERIDEN, CONNECTICUT**

3. Fresh air relief systems on emergency control sequence including air handlers, conduit, duct, dampers, etc.

3.4 COOPERATION WITH OTHER TRADES:

- A. No piping, conduit, valves, boxes, etc., shall be installed until the entire run has been checked for clearance and the work has been coordinated between all the trades. Each tradesman shall be responsible for taking his own field measurements and maintaining proper clearance from the City's equipment and the work of other trades, and for coordinating his work with that of other Contractors and City. Furnish all necessary information, dimensions, templates, etc. in order that a perfectly coordinated job will result.
- B. Contractor shall carry out his work in conjunction with other trades and shall give full cooperation to other trades. Contractor shall furnish all information necessary to permit work of all trades to be installed in a satisfactory manner.
- C. Where space is so limited that Contractor's work shall be installed in close proximity to the work of other trades or where it is evident that Contractor's work will interfere with other trades, he shall assist in working out space conditions to make satisfactory adjustments. If required or directed by Engineer, the Contractor shall prepare composite working drawings and sections of not less than 3/4" -1'-0" scale clearly showing how his work is to be installed in conjunction with other trades; he shall make corrections necessary to satisfactorily complete installation at no additional cost to City.
- D. All supports for hanging material to be connected to steel structure shall be installed prior to installation of fire proofing material. Any damage to fireproofing caused by late installation of hanging material shall be repaired by the Fire-proofing Contractor at the expense of the Contractor responsible.
- E. The Heating Contractors shall give to the Electrical Contractor all information on switches, controls, pilots, etc. furnished under the Heating Contracts, together with makes and catalog numbers where required to permit the Electrical Contractor to leave the proper boxes to receive same. This information shall be given well in advance so that the Electrical Contractor may install his work as construction progresses. In the event that this information is not given in time to permit the Electrical Contractor to leave proper boxes, etc. as construction progresses, it shall be the responsibility of the Contractor to pay all costs of cutting and patching.

3.6 INFORMATION FOR ELECTRICAL CONTRACTOR:

- A. Deliver to the Electrical Contractor all information on motors and controls furnished under the Mechanical Contract, together with makes and catalog numbers, to permit the Electrical Contractor to leave the proper boxes and wiring.

3.7 SLEEVES, INSERTS AND ANCHOR BOLTS:

- A. All pipes and conduits passing through floors, walls or partitions shall be provided with sleeves sized to give a minimum of 1/2" clearance between sleeve and the outside diameter of the pipe, conduit or insulation, enclosing the pipe or conduit.

**ISRAEL PUTNAM ELEMENTARY SCHOOL – CHILLER REPLACEMENT
MERIDEN, CONNECTICUT**

- B. Sleeves through concrete floors or interior masonry walls shall be Schedule 40 steel pipe, set flush with finished wall or ceiling surfaces, but extending 2 inches above finished floors or shall be in accordance with details on drawings. In all mechanical equipment rooms sleeves shall extend 6 inches above finished floor.
- C. Inserts shall be individual or strip type of steel or malleable iron construction for removable nuts and threaded rods up to 3/4" diameter, permitting lateral adjustment.

3.8 FIRE STOPPING:

- A. General
 - 1. Firestopping: Material or combination of materials used to retain integrity of fire-rated construction by maintaining an effective barrier against the spread of flame, smoke, and hot gases through penetrations in fire rated wall and floor assemblies.
- B. General Description of The Work
 - 1. Only tested firestop systems shall be used in specific locations as follows:
Penetrations for the passage of duct, cable, cable tray, conduit, piping, electrical busways and raceways through fire-rated vertical barriers (walls and partitions), horizontal barriers (floor/ceiling assemblies), and vertical service shaft walls and partitions.
- C. References
 - 1. Test Requirements: ASTM E-814, "Standard Method of Fire Tests of Through Penetration Fire Stops" (July 1997).
 - 2. Underwriters Laboratories (UL) of Northbrook, IL runs ASTM E-814 under their designation of UL 1479 and publishes the results in their "FIRE RESISTANCE DIRECTORY" that is updated annually.
 - 3. International Firestop Council Guidelines for Evaluating Firestop Systems Engineering Judgments
 - 4. Test Requirements: ASTM E 84-96, "Surface burning characteristics".
 - 5. All major building codes: ICBO, SBCCI, BOCA, and IBC.
 - 6. Test Requirements: ASTM E-119, "Fire Test of Building Construction and Materials" (UL 263)
- D. Quality Assurance
 - 1. Firestop System installation must meet requirements of ASTM E-119, ASTM E-814, ASTM E-84-96, UL 236, UL 1479 or UL 2079 tested assemblies that provide a fire rating equal to that of construction being penetrated.
 - 2. Firestop Systems do not reestablish the structural integrity of load bearing partitions/assemblies, or support live loads and traffic. Installer shall consult the structural engineer prior to penetrating any load bearing assembly.
- E. Submittals

**ISRAEL PUTNAM ELEMENTARY SCHOOL – CHILLER REPLACEMENT
MERIDEN, CONNECTICUT**

1. Submit Product Data: Manufacturer's specifications and technical data for each material including the composition and limitations, documentation of UL firestop systems to be used and manufacturer's installation instructions to comply with Section 1300.
 2. Submit material safety data sheets provided with product delivered to job-site.
- F. Installer Qualifications
1. Engage an experienced Installer who is certified, licensed, or otherwise qualified by the firestopping manufacturer as having been provided the necessary training to install manufacture's products per specified requirements.
- G. Products, General
1. Provide firestopping composed of components that are compatible with each other, the substrates forming openings, and the items, if any, penetrating the firestopping under conditions of service and application, as demonstrated by the firestopping manufacturer based on testing and field experience.
 2. Provide components for each firestopping system that are needed to install fill material. Use only components specified by the firestopping manufacturer and approved by the qualified testing agency for the designated fire-resistance-rated systems.
 3. Firestopping Materials are either "cast-in-place" (integral with concrete placement) or "post installed." Provide cast-in-place firestop devices prior to concrete placement.
- H. Acceptable Manufacturers
1. Subject to compliance with through penetration firestop systems (XHEZ) and joint systems (XHBN) listed in Volume II of the UL Fire Resistance Directory, provide products of the following manufacturers as identified below:
 - a. Hilti, Inc., Tulsa, Oklahoma 800-879-8000
 - b. Other manufacturers listed in the U.L. Fire Resistance Directory – Volume 2
- I. Materials
1. Use only firestop products that have been UL 1479, ASTM E-814, or UL 2079 tested for specific fire-rated construction conditions conforming to construction assembly type, penetrating item type, annular space requirements, and fire-rating involved for each separate instance.
 2. Provide a firestop system with a "F" Rating as determined by UL 1479 or ASTM E814 which is equal to the time rating of construction being penetrated.
 3. Provide a firestop system with an Assembly Rating as determined by UL 2079 which is equal to the time rating of construction being penetrated.

**ISRAEL PUTNAM ELEMENTARY SCHOOL – CHILLER REPLACEMENT
MERIDEN, CONNECTICUT**

J. Preparation

1. Verification of Conditions: Examine areas and conditions under which work is to be performed and identify conditions detrimental to proper or timely completion.
 - a. Verify penetrations are properly sized and in suitable condition for application of materials.
 - b. Surfaces to which firestop materials will be applied shall be free of dirt, grease, oil, rust, laitance, release agents, water repellents, and any other substances that may affect proper adhesion.
 - c. Provide masking and temporary covering to prevent soiling of adjacent surfaces by firestopping materials.
 - d. Comply with manufacturer's recommendations for temperature and humidity conditions before, during and after installation of firestopping.
 - e. Do not proceed until unsatisfactory conditions have been corrected.

K Coordination

1. Coordinate location and proper selection of cast-in-place Firestop Devices with trade responsible for the work. Ensure device is installed before placement of concrete.
2. Responsible trade to provide adequate spacing of field run pipes to allow for installation of cast-in-place firestop devices without interferences.

L. Installation

1. Regulatory Requirements: Install firestop materials in accordance with UL Fire Resistance Directory.
2. Manufacturer's Instructions: Comply with manufacturer's instructions for installation of through-penetration and construction joint materials.
 - a. Seal all holes or voids made by penetrations to ensure an air and water resistant seal.
 - b. Consult with project manager and damper manufacturer prior to installation of UL firestop systems that might hamper the performance of fire dampers as it pertains to duct work.
 - c. Protect materials from damage on surfaces subjected to traffic.

M. Field Quality Control

1. Examine sealed penetration areas to ensure proper installation before concealing or enclosing areas.
2. Keep areas of work accessible until inspection by applicable code authorities.
3. Perform under this section patching and repairing of firestopping caused by cutting or penetrating of existing firestop systems already installed by other trades.

**ISRAEL PUTNAM ELEMENTARY SCHOOL – CHILLER REPLACEMENT
MERIDEN, CONNECTICUT**

N. Adjusting and Cleaning

1. Remove equipment, materials and debris, leaving area in undamaged, clean condition.
2. Clean all surfaces adjacent to sealed holes and joints to be free of excess firestop materials and soiling as work progresses.

3.9 ACCESSIBILITY:

- A. Locate all equipment which must be serviced, operated or maintained in fully accessible positions. Equipment shall include but not be limited to motors, controllers, switchgear, drain points, etc.
- B. In the event that any equipment is not installed to permit convenient servicing, disassemble, removal of parts, etc. the Contractor shall, at his own expense, make all corrections necessary to accomplish this.

3.10 LUBRICATION:

- A. All equipment having moving parts and requiring lubrication which is installed under this Contract, shall be properly lubricated according to manufacturer's recommendations prior to testing and operation. Any such equipment discovered to have been operated before lubrication is subject to rejection and replacement at no cost to the City. Units furnished with sealed bearings are accepted.

3.11 TAGS, CHARTS AND NAMEPLATES:

- A. Each valve, control, switch, electrical panel, motor and any piece of apparatus installed under these sections shall be properly identified.
- B. Each sectional shutoff valve shall have a brass tag with identifying number. Tag shall be secured to valve stem with sufficient length of copper coated jack chain to allow tag to be easily read.
- C. All other equipment, including panels and switches, shall be provided with a suitable laminated plastic nameplate fastened with screws or rivets. Small equipment labels may use a pressure sensitive tape.
- D. All nameplates and labels shall identify components by proper nomenclature and numbered according to equipment schedule or as designated.
- E. Charts shall be furnished in duplicate and shall include the valve identification number, location and purpose. One chart shall be mounted in frame with a clear glass front and secured to wall in location directed.
Second chart shall be for use throughout building and shall be provided with transparent plastic closure for top and attached 8" bead chain for hanging. Holes to be reinforced with brass grommets. Tags and closures as manufactured by Seton Name Plate Corp., New Haven, Conn., or approved equal.

**ISRAEL PUTNAM ELEMENTARY SCHOOL – CHILLER REPLACEMENT
MERIDEN, CONNECTICUT**

3.12 INSTRUCTIONS:

- A. Prepare written instructions frames for the proper maintenance and operation of any special equipment furnished and installed under this Contract.
- B. Personally instruct the City's Custodian or official representative in addition to furnishing all manuals, diagrams, etc. in the proper operation and maintenance of all equipment and piping installed under this Contract.
- C. Prepare a portfolio with all tags, operating manuals, parts lists, guarantees, etc. that are packed with all equipment furnished under this Contract and submit same to the Engineer.

3.13 PIPING CODE MARKERS:

- A. All service piping which is accessible for maintenance operations shall be identified with vinyl plastic color bands and legends at each branch and riser take-off, at each passage through wall, floor and ceiling, adjacent to each valve and on all pipe runs marked each 20'-0". Pipe markers to conform to A.S.A. Bulletin A-13. Where pipes are too small for legends, brass identification tags 1-1/2" in diameter with depressed 1/2" high black filled letters shall be fastened with chain. Pipe markers and tags as manufactured by the Seton Name Plate Corp., New Haven, Conn., or equal approved.

3.14 CLEANING PIPING, CONDUITS AND EQUIPMENT:

- A. Thoroughly clean all piping and equipment of all foreign substances inside and out before being placed in operation.
- B. If any part of a system should be stopped by any foreign matter after being placed in operation, the system shall be disconnected, cleaned and reconnected wherever necessary to locate and remove obstructions.
Any work damaged in the course of removing obstructions shall be repaired or replaced when the system is reconnected at no additional cost to the City.
- C. During the course of construction, all pipe and electrical conduits shall be capped in an approved manner to insure adequate protection against the entrance of foreign matter.

3.15 CLEANING UP:

- A. After completion of the work, remove all waste, rubbish and other materials left as a result of operations and leave the premises in clean condition.
- B. All fixtures, equipment, etc. installed under the Mechanical and Electrical Sections shall be free of dirt, grease and other foreign material and left in perfectly clean condition and ready to use.

3.16 GUARANTEE:

- A. All parts of the work and all equipment shall be guaranteed for a period of 18 months from the date of acceptance of the job by the City.

**ISRAEL PUTNAM ELEMENTARY SCHOOL – CHILLER REPLACEMENT
MERIDEN, CONNECTICUT**

- B. If during that period of general guarantee, any part of the work installed fails, becomes unsatisfactory or does not function properly due to any fault in material or workmanship, whether or not manufactured or job built, each section shall upon notice from the City, promptly proceed to repair or replace such faulty material or workmanship without expense to the City, including cutting, patching and painting or any other work involved and including repair or restoration of any damaged sections of the premises resulting from such faults.
- C. In the event, that a repetition of any one defect occurs, indicating the probability of further failure, and which can be traced to faulty design, material or workmanship, then repairs or replacement shall not continue to be made but, the fault shall be remedied by a complete replacement of the entire defective unit.
- D. In addition to the general guarantee, obtain and transmit to the City any guarantees or warranties from manufacturers of specialties but only as a supplement to the general guarantee which will not be invalidated by same.

3.17 CITY'S INSTRUCTIONS AND SYSTEM OPERATION:

- A. At the time of the job's acceptance by the City, Contractor shall furnish maintenance and operating instructions for all equipment including parts list. These instructions shall be written in layman's language and shall be inserted in vinyl covered three-ring loose leaf binder. This information in binder shall be first sent to the approved by the Engineer before turning over to the City.
- B. Upon completion of all work and of all tests, each Division shall furnish the necessary skilled labor and helpers for operating the system and equipment for a period of one (1) day of eight (8) hours, or in two (4) hours separate sessions. During this period, instruct the City or his representative fully in operation, adjustment and maintenance of all equipment furnished. Give at least forty-eight (48) hours notice to the City in advance of this period.

3.18 CITY'S ACCEPTANCE TEST:

- A. After the various systems are complete as determined by preliminary operating tests, the Contractor shall arrange for the City's final acceptance tests.
- B. The Contractor shall have present at each acceptance test, representatives of the several Contractors whose work is directly or indirectly involved, with instruments as necessary in accordance with the design and to include the following.
 - 1. All equipment installed and operating in accordance with manufacturer's instructions and performance guarantee.
 - 2. All systems operating in accordance with specifications.
 - 3. All distribution systems properly adjusted for distribution to equipment as specified.
 - 4. The various systems properly flushed, cleaned, and free of entrapped air and dirt.
 - 5. All motors installed with proper thermal overload protection and not operating under overload conditions as determined by ammeter readings.
 - 6. All valve charts, etc. as specified in various parts of the specifications installed or ready for delivery to the City.

**ISRAEL PUTNAM ELEMENTARY SCHOOL – CHILLER REPLACEMENT
MERIDEN, CONNECTICUT**

- C. The date of the City's acceptance of the equipment shall be the start of the 18 months guarantee period.

3.19 TEST:

- A. **Conducting Tests:** Conduct all tests called for under the various sections or as required and repair or replace any defects. Perform all tests in the presence of and to the satisfaction of the Engineer and such other parties as may have legal jurisdiction.
- B. **Defective Work:** The City shall have the privilege of stopping any of the work not being properly installed. All such defective work shall be repaired or replaced and the tests shall be repeated.
- C. **Repair Damaged Work:** Repair all damages resulting from tests and replace damaged materials.

END OF SECTION 200050

**ISRAEL PUTNAM ELEMENTARY SCHOOL - CHILLER REPLACEMENT
MERIDEN, CONNECTICUT**

SECTION 230548

VIBRATION ISOLATION AND SEISMIC RESTRAINTS

PART 1 - GENERAL

1.1 RELATED DOCUMENTS:

- A. The General Provisions of the Contract, including General and Supplementary Conditions and Division 1, General Requirements, apply to the work specified in this Section.
- B. The General Requirements in Section 20 00 50 shall also govern the work under this Section.

1.2 SECTION INCLUDES:

- A. Vibration isolation and seismic restraints for all mechanical and electrical system including equipment, piping, conduit and ductwork within the building.
- B. The work of this section includes but is not limited to the following:
 - 1. Vibration isolation elements.
 - 2. Equipment isolation bases.
 - 3. Piping flexible connections.
 - 4. Seismic restraints for isolated and non-isolated mechanical and electrical items.

1.3 REFERENCES:

- A. State of Connecticut Building Code.
- B. NFPA 13 - Installation of Sprinkler Systems.
- C. SMACNA - Seismic Restraint Manual Guidelines for Mechanical Systems.
- D. Mason Industries, Inc. Seismic Restraint Guidelines

1.4 QUALIFICATIONS:

- A. Qualifications: Only firms having five years experience designing and manufacturing seismic devices shall be capable of work in this specification.

1.5 SUBMITTALS:

- A. Submit under provisions of Section 20 00 50.
- B. The submittal material shall include copies of descriptive data for all products and materials including but not limited to the following:
 - 1. Descriptive Data:

**ISRAEL PUTNAM ELEMENTARY SCHOOL - CHILLER REPLACEMENT
MERIDEN, CONNECTICUT**

- a. Catalog cuts and data sheets.
- b. An itemized list showing the items to be isolated and/or seismically restrained, product type or model number to be used and loading and deflection data.
- c. Seismic restraint calculations.
- d. (Structural or civil engineer's State of Connecticut professional engineer's seal verifying design and calculations for seismic restraining system used.)

2. Shop Drawings:

- a. Drawings showing equipment base construction for each machine, including dimensions, structural member sizes, and support point locations.
- b. Drawings showing methods of suspension, support guides for conduit, piping and ductwork.
- c. Drawings showing methods for isolation of conduits, pipes and ductwork penetrating walls and floor slabs.
- d. Concrete and steel details for bases including anchor bolt locations.
- e. Number location of seismic restraints and anchors for each piece of equipment.
- f. Specific details of restraints including anchor bolts for mounting and maximum loading at each location, for each piece of equipment and/or pipe and duct locations.

1.6 GENERAL (MANUFACTURER) RESPONSIBILITIES:

A. Contractor shall have the following responsibilities:

1. Determine vibration isolation and seismic restraint sizes and locations per specifications.
2. Provide and install isolation systems and seismic restraints as scheduled or specified.
3. Guarantee specified isolation system deflection.
4. Provide installation instructions, drawings and field supervision to assure proper installation and performance.
5. Substitution of "Internally Isolated" mechanical equipment in lieu of the specified isolation of this section may be acceptable provided that all specified deflections and stamped seismic calculations are supplied by the equipment manufacturer.

1.7 PROJECT RECORD DOCUMENTS:

- A. Submit under provisions of Section 20 00 50.
- B. Record actual locations and installation of vibration isolators and seismic restraints including attachment points.

**ISRAEL PUTNAM ELEMENTARY SCHOOL - CHILLER REPLACEMENT
MERIDEN, CONNECTICUT**

PART 2 - PRODUCTS

2.1 MANUFACTURERS:

- A. Mason Industries Inc. models listed below.
- B. Other approved manufacturers providing equivalent products include:
 - 1. Vibration Eliminator Co.
 - 2. Amber/Booth Co.

2.2 SEISMIC RESTRAINT TYPES:

- A. General: Installations shall be designed to safely accept external forces of one-half "G" load in any direction for all rigidly supported equipment without failure and permanent displacement of the equipment. Life safety equipment such as (fire pumps, sprinkler piping and emergency generators) shall be capable of safely accepting external forces up to one "G" load in any direction without permanent displacement of the supported equipment. Seismic restraints shall not short circuit vibration isolation systems or transmit objectionable vibration or noise.
- B. Type I (spring mount): Shall comply with general characteristics of spring isolators having a minimum o.d. to o.h. of .8 to 1 and minimum runout of 50% to solid. Shall incorporate snubbing restraint in all directions. Shall be capable of supporting equipment at a fixed elevation during equipment erection. Cast housings shall be ductile iron or aluminum. System to be field bolted or welded to deck with 1 G acceleration capability. Mason Type SSLFH or as approved.
- C. Type II (snubber): Each corner of side shall incorporate a seismic restraint having a minimum 5/8" thick resilient pad limit stops working in all directions. Restraints shall be made of plate, structural members, or square metal tubing concentric within a welded assembly incorporated resilient pads. Angle bumpers are not acceptable. System to be field bolted or welded to a deck with 1 G acceleration capability. Mason Type Z-1011 and Z-1225.
- D. Type III (cable braces): Metal cable type with approved end fastening devices to equipment and structure. System to be field bolted to deck or overhead structural members using two sided beam clamps to steel or appropriately designed insert for concrete. All parts of system including cables, clamps, excluding fastenings are to be single vendor furnished to assure seismic compliance. Mason Type SCB.
- E. Type IV (neoprene mount): Double deflection neoprene isolator encased in ductile iron or steel casing minimum .30 static deflection. System to be field bolted or welded to deck with 1 G acceleration capacity. Mason Type BR, RBA.
- F. Type V: Non-isolated equipment to be field bolted or welded (powder shots not acceptable) to resist seismic forces unless under 100 lb. Shear force required. Mason Type SAS, SAB.

**ISRAEL PUTNAM ELEMENTARY SCHOOL - CHILLER REPLACEMENT
MERIDEN, CONNECTICUT**

2.3 VIBRATION ISOLATION – GENERAL:

- A. Vibration Isolation shall control excessive noise and vibration in the building due to the operation of machinery or equipment, and/or due to interconnected piping, ductwork, or conduit. (The installation of all vibration isolation units, and associated hangers and bases, shall be under the direct supervision of the vibration isolation manufacturer's representative.)
- B. All vibration isolators shall have either known non-deflected heights or calibration markings so that, after adjustment, when carrying their load, the deflection can be verified.
- C. All isolators shall operate in the linear portion of their load versus deflection curve. Load versus deflection curves shall be furnished by the manufacturer and must be linear over a deflection range of not less than 50% above the design deflection.
- D. The theoretical vertical natural frequency for each support point, based upon load per isolator and isolator stiffness, shall not differ from the design objectives for the equipment as a whole by more than +/- 10%.
- E. All neoprene mountings shall have a Shore hardness of 30 to 60 +/- 5, after minimum aging of 20 days or corresponding oven aging.

2.4 VIBRATION ISOLATOR TYPES:

- A. Type A: Spring isolators:
 - 1. Minimum diameter of 0.8 of the loaded operating height.
 - 2. Corrosion resistance where exposed to corrosive environment with:
 - a. Springs cadmium plated or electro-galvanized.
 - b. Hardware cadmium plated.
 - c. All other metal parts hot-dip galvanized.
 - 3. Reserve deflection (from loaded to solid height) of 50% of rated deflection.
 - 4. Minimum 1/4" thick neoprene acoustical base pad on underside, unless designated otherwise.
 - 5. Designed and installed so that ends of springs remain parallel and all springs installed with adjustment bolts.
 - 6. Non-resonant with equipment forcing frequencies or support structure natural frequencies.
 - 7. Mason Type SLF.

**ISRAEL PUTNAM ELEMENTARY SCHOOL - CHILLER REPLACEMENT
MERIDEN, CONNECTICUT**

8. When used in conjunction with seismic bracing, seismic restraint Type II shall be installed.
- B. Type B: Spring isolators shall be same as Type A, except:
1. Provide built-in vertical limit stops with minimum 1/4" clearance under normal operation.
 2. Tapped holes in top plate for bolting to equipment when subject to wind load.
 3. Capable of supporting equipment at a fixed elevation during equipment erection. Installed and operating heights shall be identical.
 4. Adjustable and removable spring pack with separate neoprene pad isolation.
 5. Capable of accepting 1 G of acceleration.
 6. Mason Type SLR.
- C. Type C: Spring hanger rod isolators:
1. Spring element seated on a steel washer within a neoprene cup incorporating a rod isolation bushing.
 2. Steel retainer box encasing the spring and neoprene cut.
 3. When used in conjunction with seismic bracing, seismic restraint Type III shall be installed.
 4. Mason Type HS.
- D. Type D: Seismic Restraint, Type IV: Double deflection neoprene isolator encased in ductile iron or steel casing minimum .30 static deflection. System to be field bolted or welded to deck with 1 G acceleration capacity. Mason Type BR, RBA.
- E. Type E: Elastomer hanger rod isolators:
1. Molded unit type neoprene element with projecting bushing lining rod clearance hole.
 2. Neoprene element to be minimum 1-3/4" thick.
 3. Steel retainer box encasing neoprene mounting.
 4. Clearance between mounting hanger rod and neoprene bushing shall be minimum of 1/8".
 5. Minimum static deflection of 0.35".
 6. When used in conjunction with seismic bracing, seismic restraint Type III shall be installed.
 7. Mason Type HD.
- F. Type F: Combination spring/elastomer hanger rod isolators:

**ISRAEL PUTNAM ELEMENTARY SCHOOL - CHILLER REPLACEMENT
MERIDEN, CONNECTICUT**

1. Spring and neoprene isolator elements in a steel box retainer. Neoprene double deflection type. Single deflection is unacceptable. Spring seated in a neoprene cup with extended rod bushing.
 2. Characteristics of spring and neoprene as described in Type A and Type E isolators.
 3. When used in conjunction with seismic bracing, seismic restraint Type III shall be installed.
 4. Mason Type DNHS.
- G. Type G: Pad type elastomer mountings:
1. ¾" Minimum thickness.
 2. 50 PSI maximum loading.
 3. Waffled design.
 4. Deflection per pad thickness.
 5. Galvanized steel plate between multiple layers or pad thickness.
 6. Suitable bearing plate to distribute load.
 7. Mason Type Super W.
- H. Type H: Grommet type elastomer bushings:
1. One piece molded bridge bearing neoprene.
 2. Washer / bushing shall surround the anchor bolt.
 3. Flat washer face to avoid metal to metal contact.
 4. Mason Type HG.
- I. Type K: Pipe Anchors: All-directional acoustical pipe anchor consisting of a telescopic arrangement of two sizes of steel tubing separated by a minimum one-half inch thickness of heavy-duty neoprene and duck or neoprene isolation material. Vertical restraints shall be provided by similar material arranged to prevent vertical travel in either direction. Allowable loads on the isolation material travel in either direction. Allowable loads on the isolation material shall not exceed 500 psi and the design shall be balanced for equal resistance in any direction. Isolation to be bolted or welded depending on structure. Mason Type ADA.

2.5 EQUIPMENT BASES:

- A. Integral Structural Steel Base, Type B-1:
1. Reinforced as required to prevent base flexure at start-up and misalignment of drive and driven units. Centrifugal fan bases complete with motor slide rails.
 2. Drills for drive and driven unit mounting template.
 3. Must be utilized with seismic restraint Type I, II, or IV.
 4. Mason Type M, WFB.
- B. Concrete Inertia Base, Type B-2:

**ISRAEL PUTNAM ELEMENTARY SCHOOL - CHILLER REPLACEMENT
MERIDEN, CONNECTICUT**

1. Vibration isolator manufacturer shall furnish rectangular structural concrete forms for floating foundation. Bases for split case pumps shall be large enough to provide support for suction and discharge base ells. The base depth shall be a minimum of 1/10 of the longest span but not less than 6" or greater than 14".

Forms shall include minimum concrete reinforcement consisting of ½" bars or angles in place in 6" centers running ways and a layer 1 ½" above the bottom and a top layer of reinforcing steel as above for all bases exceeding 120" in one direction. Isolators shall be set into pocket housings which are an integral part of the base construction and set at the proper height to maintain a 1" clearance below the base. Bases shall be furnished with templates and anchor bolt sleeves as part of this system.

2. Must be utilized with seismic restraint Type I, II or IV.
3. Mason Type K, BMK.

C. Isolated Curb, Type B-3:

1. Curb mounted rooftop equipment shall be mounted on structural spring isolation curbs that directly sit on roof construction and are flashed and waterproofed into roof's membrane waterproofing system. Manufacturer's curb shall not be used.
2. All spring locations shall have removable waterproof covers to allow for spring adjustment and/or removal. All curbs shall be pitched. Contractor shall coordinate required pitch with the structural.
3. Curbs shall have a provision for an optional sound barrier kit.
4. All spring mounts shall be as Isolator Type A.
5. Curbs shall have static deflection.
6. Curbs shall be rated for 1 G of acceleration and shall be wind restrained for 110 mph wind loads.
7. Curbs shall have California OSHPD approval.
8. Sound barrier package, SBC-3. Two layers of waterproof sheetrock and sound insulating material shall be supplied and installed by this contractor.
9. Curbs to be welded to building steel or bolted to concrete decks to attain acceleration criteria.
10. Mason Type RSC.

**ISRAEL PUTNAM ELEMENTARY SCHOOL - CHILLER REPLACEMENT
MERIDEN, CONNECTICUT**

- D. Roof Isolation Rail System, Type B-4: Rooftop fans, condensing units, exterior ducted air handling units, etc., shall be installed on continuous equipment support piers which shall combine a regular equipment support and an isolation system into one assembly. The system shall be designed with 2" or 3" static deflection steel springs which are both adjustable, removable, and interchangeable after equipment has been installed. The system shall maintain the same operating and installed height both with and without the equipment load and shall be fully restrained during wind load conditions allowing no more than ¼" motion in any direction. The isolation pier shall be designed to accept the membrane waterproofing. The entire assembly shall be cold spray galvanized or plastic coated.

System design permits minimum 1 G of acceleration. Curbs to be welded to building steel or bolted to concrete decks to attain acceleration criteria. Mason Industries Model RSR.

- E. Non-isolated seismic roof curbs, Type B-5:
1. Curb sections shall be either structural steel channels or 12GA. sheet metal.
 2. Field assembled joints shall include a minimum of 2 rows of three bolts at each connection.
 3. Curb to have a factory installed wood nailer.
 4. System to be bolted or welded to deck.
 5. System shall be designed for minimum 1/2G. of acceleration.
 6. Mason Type RRC.
- F. Dunnage steel mounted rooftop equipment. Type B-6:
1. Rooftop equipment shall be mounted on structural tubular steel boxed rail assembly.
 2. Tubular steel rails shall be attached to seismic rated spring vibration isolators.
 3. Isolators shall be bolted or welded to dunnage steel to meet seismic criteria of 1/2G acceleration.
 4. Entire assembly shall be hot dipped galvanized.
 5. Mason Type RSLR.

2.6 FLEXIBLE CONNECTORS:

- A. Elastomer Type FC-1:
1. Manufactured of Kevlar reinforcement and EPDM, both molded and cured with hydraulic presses.
 2. Straight connectors to have two spheres reinforced with a molded-in external ductile iron ring between spheres.
 3. Elbows shall be long radius type.

**ISRAEL PUTNAM ELEMENTARY SCHOOL - CHILLER REPLACEMENT
MERIDEN, CONNECTICUT**

4. Rated 250 psi at 170 degrees F. Dropping in a straight line to 170 psi at 250 degrees F for sizes 1-1/2" to 12" elbows. Elbows shall be rated no less than 90% of straight connections.
 5. Sizes 10" to 12" to employ control cables with neoprene end fittings isolation from anchor plates by means of 1/2" bridge bearing neoprene bushings.
 6. Minimum safety factor, 4:1 at maximum pressure ratings.
 7. Systems bolted to victaulic type couplings or gate, butterfly, or check valves to have a minimum 5/8" flange spacer installed between conductor and coupling on flange.
 8. Submittals to include test reports.
 9. Mason Type Safeflex SFDEJ.
- B. Flexible Stainless Hose, Type FC-2:
1. Type 321 stainless steel braided flexible metal hose.
 2. 2" pipe size and smaller: threaded carbon steel fittings.
 3. 1 1/2" pipe size and larger: Class 150 carbon steel flanges.
 4. Suitable for operating pressure with 4:1 minimum safety factor.
 5. Flexible Metal Hose Company type DFC and MFC.
- C. Unbraided Exhaust Hose, Type FC-3:
1. Low pressure stainless steel annularly corrugated.
 2. Fitted with flanged ends.
 3. Maximum temperature 1,500 degrees F.
 4. Mason Type SDL-RF.
- D. 60 Degree VEE assembly:
1. Type 304 stainless steel hose and braid.
 2. 4" motion in all directions.
 3. ASA 150 carbon steel flanges.

PART 3 - EXECUTION

3.1 GENERAL SEISMIC RESTRAINT REQUIREMENTS:

- A. Install seismic restraints in accordance with manufacturers recommendations.
- B. Seismic restraining system Type III: Install taut for non-isolated equipment and slack with 1/2" cable deflection for isolated systems.
- C. Seismically restrain all piping, conduit and ductwork with Type III or Type V seismic restraint in accordance with guidelines outlined below. Restraints which are to be used in conjunction with vibration isolators shall be Type III.

**ISRAEL PUTNAM ELEMENTARY SCHOOL - CHILLER REPLACEMENT
MERIDEN, CONNECTICUT**

1. Carbon steel piping shall be braced at maximum 40' intervals and at turns of more than 4'. Lateral bracing at maximum 80' intervals. No-hub piping to be braced at maximum 20' intervals or maximum 40' using ½ G acceleration rated couplings.
 2. Ductwork shall be braced at maximum 30' and at every turn and duct run end. Lateral bracing at maximum 60'.
- D. Equipment mounted on housekeeping pads: Pads shall be properly doweled or expansion shielded to deck to meet acceleration criteria. Mason Type HPA.
- E. Seismic Restraints are not required for the following:
1. Piping in mechanical rooms or penthouses less than 1-1/4" O.D, except fire protection piping.
 2. Piping in other areas less than 2-1/2" O.D. except fire protection piping.
 3. Ducts which have a cross sectional area less than 6 square feet.
 4. All piping suspended by individual hanger 12" or less in length from the top of the pipe to the bottom of the support for the hanger, except fire protection piping.
 5. Fire protection feed mains and cross mains suspended by individual hangers 6" or less in length from the top of the pipe to the bottom of the support for the hanger.
 6. All top supported ducts suspended by hangers 12" or less in length from the top of the duct to the bottom of the support for the hanger.
 7. Electrical conduit less than 1-1/2" I.D.
- F. For overhead supported equipment, over stress of the building structure must not occur. Bracing can occur from:
1. Flanges to structural beams.
 2. Upper or lower truss chords in bar joist construction at panel points.
 3. Cast-in-place inserts or drilled and shielded inserts in concrete structures.
- G. Building seismic and expansion joints: Install hinged joints at piping crossing expansion and seismic joints and anchor the piping either side.
- Anchors on each end are to be capable of accepting 1.5 times the operating pressure multiplied by the projected area of the pipe.
Fittings shall be able to compensate for 4" motions in all directions.
1. Offset shall be accomplished by the annular motion of a double sphere connector (TYPE FC-1) bolted to each end of an intermediate steel pipe. Bracket each joint with hinged steel connections. Hinge shall have a pin / slot assembly on both sides. The completed assembly shall be Mason Type Safeflex SFDEJ-HE.

3.2 GENERAL VIBRATION ISOLATION REQUIREMENTS:

- A. A. Install isolators in accordance with manufacturer's recommendations. Vibration isolators shall not cause any change of position resulting in stresses or misalignment. Equipment

**ISRAEL PUTNAM ELEMENTARY SCHOOL - CHILLER REPLACEMENT
MERIDEN, CONNECTICUT**

exposed to the wind such as cooling towers, roof mounted fans, and roof mounted chillers shall be mounted on restrained spring mountings. The springs shall be located on a neoprene acoustical pad within a rigid sided housing that includes vertical limit stops to prevent spring extension when weight is removed and temporary steel spacers between the upper and lower housings. Housings shall serve as blocking during erection. When the equipment is at full operating weight, the springs shall be adjusted to assume the weight and the spacers removed, without changing the installed and operating heights. All restraining bolts shall have large rubber grommets to provide cushioning in the vertical as well as horizontal modes. The hole through the bushing shall be a minimum of 0.75"(20mm) larger in diameter than the restraining bolt. Horizontal clearance on the sides between the spring assembly and the housing shall be a minimum of 0.5"(12mm) to avoid bumping and interfering with the spring action. Vertical limit stops shall be out of contact during normal operation. Cooling tower mounts are to be located between the supporting steel and the roof or the grillage and dunnage as shown on the drawings when there is no provision for direct mounting. Housings and springs shall be powder coated and hardware electro-galvanized. Mountings shall be SLRSO as manufactured by Mason Industries, Inc.

- B. Mechanical equipment shall be isolated from the building structure by means of noise and vibration isolators.
- C. Each fan and motor assembly shall be supported on a single structural steel frame (where noted on the isolation and seismic schedule). Flexible duct connections shall be provided at inlet and discharge ducts.
- D. Provide pairs of horizontal limit springs (Thrust restraints) on fans with more than 6.0 inch static pressure, and on hanger supported, horizontally mounted axial fans where indicated
- E. Provide resiliently mounted equipment, piping, and ductwork with seismic snubbers. Each inertia base shall have minimum of four seismic snubbers located close to isolators. Snub equipment designated for post disaster use to 0.05 inch (1.5 mm) maximum clearance. Other snubbers shall have clearance between 0.15 inch (4 mm) and 0.25 inch (7mm).]
- F. Ductwork connected to rotating equipment shall be supported with Type C or Type F isolators for the first three support points.
- G. Installation of piping vibration isolators:
 - 1. All piping, except fire protection standpipe systems, is included under this section.
 - 2. Vibration isolators shall be installed on all piping outside the shafts as follows:
 - a. Piping in mechanical rooms.
 - b. Piping where exposed on roof.
 - c. Piping connected to rotating equipment and pressure reducing stations.

**ISRAEL PUTNAM ELEMENTARY SCHOOL - CHILLER REPLACEMENT
MERIDEN, CONNECTICUT**

3. Horizontal suspended pipe 2” and smaller and all steam piping shall be suspended by Type E isolator with a minimum 3/8” deflection. Water pipe larger than 2” shall be supported by Type C or Type F isolator with minimum 1” whichever is greater.
4. Horizontal pipe floor supported at slab shall be supported via Type A with a minimum static deflection of 1” or same deflection as isolated equipment to which pipe connects, whichever is greater.
5. Vertical riser pipe supports under 2” diameter shall utilize Type G isolation pads.
6. Vertical riser guides, if required, shall avoid direct contact of piping with building.
7. Pipe anchors or guides, where required, shall utilize resilient pipe anchors, Mason Industries Type ADA, or equivalent, to avoid direct contact of piping with building.
8. Isolated piping which requires sway bracing shall utilize two neoprene elements, Type G to accommodate tension and compression forces.
9. Pipe extension and alignment connectors: Provide connectors at riser takeoffs, cooling and heating coils, and elsewhere as required, to accommodate thermal expansion and misalignment.

H. Pipe Isolation Schedule

PIPE SIZE - INCH (MM)	ISOLATED DISTANCE FROM EQUIPMENT
1 (25)	120 diameters (3.0m)
2 (50)	90 diameters (4.5m)
3 (80)	80 diameters (6.0m)
4 (100)	75 diameters (7.5m)
6 (150)	60 diameters (9.0m)
8 (200)	60 diameters (12.0m)
10 (250)	54 diameters (13.5m)
12 (300)	50 diameters (15.0m)
16 (400)	45 diameters (18.0m)
24 (600)	38 diameters (23.0m)

3.3 EQUIPMENT INSTALLATION:

- A. Requirements for installation on concrete inertia bases shall be as follows:
 1. Minimum operating clearance between concrete inertia and base and housekeeping pad or floor shall be 1”.
 2. The equipment structural steel or concrete inertia base shall be placed in position and supported temporarily by blocks or shims, as appropriate, prior to the installation of the machine or isolators.
 3. The isolators shall be installed without raising the machine and frame assembly.

**ISRAEL PUTNAM ELEMENTARY SCHOOL - CHILLER REPLACEMENT
MERIDEN, CONNECTICUT**

4. After the entire installation is complete and under full operational load, the isolators shall be adjusted so that the load is transferred from the blocks to the isolators. When all isolators are properly adjusted, the blocks or shims shall be barely free and shall be removed.
5. Install equipment with flexibility in wiring connection.
6. Verify that all installed isolator and mounting systems permit equipment motion in all directions. Adjust or provide additional resilient restraints to flexibly limit start-up equipment lateral motion to ¼”.
7. Prior to start-up, clean out all foreign matter between bases and equipment. Verify that there are no isolation short circuits in the base, isolators, or seismic restraints.

3.4 INSPECTION:

- A. Upon completion of the installation of all vibration isolation, flexible connections and seismic restraints, the manufacturer’s local representative shall visit the project job site, visibly inspect all installations and report, in writing, any and all deficiencies from the specifications. Any additional corrective measures required to put the system in total compliance shall be the responsibility of the installing contractor.

END OF SECTION 230548

PART 1 - GENERAL

1.1 RELATED DOCUMENTS:

- A. The General Provisions of the Contract, including General and Supplementary Conditions and General Requirements, apply to the work specified in this Section.
- B. The General Requirements in Section 20 00 50 shall also govern the work under this Section.
- C. Examine all drawings and data and coordinate the work of this Section with all related and adjoining work.

1.2 SCOPE OF WORK:

- A. Provide all labor, materials, equipment and tools required to complete the work described and shown on the contract drawings.

PART 2 -PRODUCTS

2.1 PRODUCTS:

- A. None required.

PART 3 - EXECUTION

3.1 GENERAL:

- A. Work shall be performed only by a firm which employs certified testing, adjusting and balancing technicians as listed by the Sheet Metal Industry National Certification Board of TAB Technicians. The work may be performed by a certified Test, Adjusting and Balancing technician who may be assisted by other TAB technicians. This firm shall provide personnel trained and experienced in system balancing. This requirement will not be waived under any condition.
- B. Before submitting system performance data for approval or acceptance, the firm shall perform all necessary tests and make all necessary adjustments as required to obtain the flow as called for on the Contract Documents.
- C. The balance reports shall include the names, signatures and registration numbers of the technicians assigned to the project. Submit reports prior to final payment.

3.2 ACCEPTABLE FIRMS:

- A. The following listed firms are approved to perform this work:

Environmental Testing and Balance
James Brennan Company

**ISRAEL PUTNAM ELEMENTARY SCHOOL – CHILLER REPLACEMENT
MERIDEN, CONNECTICUT**

Technical Associates Group, Inc.
Wing's Testing and Balancing

- B. Request to employ any other balancing and testing firm must be accompanied by a complete brochure of the firm listing previous installations successfully balanced, length of time in business, names and qualifications of employees and list of instruments available for use on the project.

3.3 HYDRONIC SYSTEMS:

- A. Prior to the start of balancing, the firm shall check the rotation of all pumps.
- B. The firm shall compile the following data for each pump insofar as they apply and shall include it on the final submittal:

PUMP DESCRIPTIVE DATA

Pump Number
System Served
Pump Size
Pump Make
Pump Horsepower
Motor Safety Factor
Motor Manufacturer & Size
Voltage & Phase

PUMP DESIGN & DELIVERED CONDITIONS

Pump Rpm
Pump Inlet & Outlet Pressure
Amperage
Brake Horsepower
Gpm Supply

SYSTEM DESIGN & DELIVERED CONDITIONS

Flow (Gpm) through each pump
Inlet & Outlet temperature at 3-way valve
Type of instrument and method used

- C. The firm shall provide all instruments and accessories required to perform the tests and shall make their own provisions for inserting the instruments.
- D. The firm shall notify the City's Representative when they will start work. Prior to this time, the firm shall send their supervising engineer to the office of the City or his Representative to review the design, desired operation, and method of balancing of the job.
- E. Upon completion of the work, the firm shall certify that all systems are properly balanced and are delivering, returning or exhausting the required quantities. The firm shall deliver to the subcontractor five (5) copies of the test report for transmittal to the Owner's Representative.

**ISRAEL PUTNAM ELEMENTARY SCHOOL – CHILLER REPLACEMENT
MERIDEN, CONNECTICUT**

- F. Check all safety controls and record control sequences.
- G. Check scheduled air control record the operation by simulating complete operating cycle.
- H. After completion of balancing, mark location of all final positions of dampers.

3.5 INSTALLATION TOLERANCES:

- A. Adjust system to the following tolerances:
 - 1. Supply water temperature 80 degree F to 120 deg. F 0% to +10% of design value.
 - 2. Supply water temperature 120 degree F to 160 deg. F -5% to +10% of design value.
 - 3. Supply water temperature above 160 degree F -10% to +10% of design value.

3.6 FIELD VERIFICATION:

- A. The design Engineer may request verification of data contained in the balancing report. If requested the TAB technician whose initials appear on the data sheets shall take readings selected at random by the Engineer who will compare these readings to those in the submitted report. If the field verification is not satisfactory, the firm doing the TAB work shall completely rebalance the system and a new report shall be prepared and submitted for approval.

END OF SECTION 230593

PART 1 - GENERAL

1.1 RELATED DOCUMENTS:

- A. The General Provisions of the Contract, including General and Supplementary Conditions and Division 1, General requirements, apply to the work specified in this Section.
- B. The General Requirements in Section 20 00 50 shall also govern the work under this Section.
- C. Scope of Work: This Section contains details for the insulation of pipe, ductwork and equipment installed under Divisions 22 and 23.

1.2 SUBMITTALS:

- A. In accordance with Section 20 0050, the following items shall be submitted for approval.
 - Piping insulation
 - Fitting insulation
 - Equipment insulation

1.3 MECHANICAL SYSTEMS INSULATION:

- A. Furnish and install all thermal and protective insulation as specified herein for piping, and equipment as shown on the drawings.
- B. The following mechanical items shall be insulated:
 - Piping - hot and cold
 - Fittings - Valve bodies, Victaulic couplings, elbows, tees, etc.
 - Equipment insulation

1.4 SYSTEM PERFORMANCE

- A. Insulation materials furnished and installed hereunder should meet the minimum thickness requirements of ASHRAE 90.1 (2001), "Energy Efficient Design of New Buildings," of the American Society of Heating, Refrigeration, and Air Conditioning Engineers. However, if other factors such as condensation control or personnel protection are to be considered, the selection of the thickness of insulation should satisfy the controlling factor.
- B. Insulation materials furnished and installed hereunder shall comply with NFPA 255 and shall have a maximum flame spread index of 25 and a maximum smoke developed index of 50 when tested in accordance with the following testing standard:
 - Underwriters' Laboratories, Inc. UL 723
 - Adhesives used for applying the sealed jackets shall also conform to these same ratings. The use of wheat paste or any other material not meeting these requirements will not be allowed.

**ISRAEL PUTNAM ELEMENTARY SCHOOL – CHILLER REPLACEMENT
MERIDEN, CONNECTICUT**

1.5 QUALITY ASSURANCE

- A. Insulation materials and accessories furnished and installed hereunder shall, where required, be accompanied by manufacturers' current submittal or data sheets showing compliance with applicable specifications.
- B. Insulation materials and accessories shall be installed in a workmanlike manner by skilled and experienced workers who are regularly engaged in commercial insulation work.
- C. All covering and insulating materials shall be manufactured by Owens-Corning, Knauf, Johns Manville or Armstrong.

1.6 SEAMS:

- A. On exposed insulation, all longitudinal seams shall be kept at the top and back of the pipe and circumferential joints shall be kept to a minimum. Raw end of insulation shall be concealed by neatly folding the ends of the jackets. Fittings, valve bodies and flanges shall be furnished with the same jacket materials used on adjoining insulation.

1.7 PRIOR TESTING:

- A. Covering shall not be applied until all parts of the work have been tested by the Contractor and reviewed by the Engineer.

1.8 VAPOR BARRIER:

- A. Vapor barrier shall be applied in accordance with the manufacturer's instructions to maintain the integrity of the vapor barrier on cold systems.
- B. An approved vapor retarder mastic compatible with PVC must be applied between pipe insulation and fitting cover, and on fitting cover and throat overlap seam.
- C. For fittings where operating temperature is below 45 deg. For where pipe insulation thickness is greater than 1 ½", two or more layers of Hi-Lo temp insulation inserts shall be installed beneath fitting cover.

1.9 METAL SHIELDS:

- A. Metal shields, 16 gauge galvanized, shall be applied between hangers or supports and the pipe insulation. Shields shall be roll formed to fit the insulation and shall extend up to the center line of the pipe and the length specified for the insert. Insulation shall be rigid type for length of shield to prevent crushing.

1.10 DELIVERY AND STORAGE OF MATERIALS

- A. All of the insulation materials and accessories covered by this specification shall be delivered to the job site and stored in a safe, dry place with appropriate labels and/or other product identification.

**ISRAEL PUTNAM ELEMENTARY SCHOOL – CHILLER REPLACEMENT
MERIDEN, CONNECTICUT**

- B. The contractor shall use whatever means are necessary to protect the insulation materials and accessories (wick material, sealing tape, etc) before, during, and after installation. No insulation material shall be installed that has become damaged in any way. The contractor shall also use all means necessary to protect work and materials installed by other trades.

PART 2 - PRODUCTS

2.1 PIPING:

- A. Insulate all supply and return chilled water lines in the Mechanical Room, with Owens-Corning Fiberglass ASJ with S.S.L. II, pipe insulation with double self-sealing lap having a factory applied jacket, vapor seal all joints, seams, elbows and fittings. All horizontal and vertical insulated piping located in the boiler room and not protected with enclosures shall be protected with color coded Zeston 2000 P.V.C. 30 Mil jacketing.

- B. All piping shall be covered as follows: Apply insulation to clean dry pipe with side and end joints butted tightly. Seal lap of jacket and butt joint strips with Benjamin Foster 82-07 vapor barrier lap adhesive.

Insulate fittings, flanges and valves of piping with mitered pipe insulation, or F/G premolded fittings made smooth with insulating cement and jacket with glass cloth saturated with Benjamin Foster 30-60 lagging adhesive. Vinyl or plastic fitting jackets will be allowed.

- C. Insulate domestic cold water, in the same as for piping above.

- D. Foam insulation:

1. Piping and Fittings. MicroLok plain pipe insulation shall be wired or taped in place over clean, dry pipe with all joints butted firmly together. Vapor retarder shall be Micro-Lok AP-T plus.
2. The insulation shall be finished with metal jacketing with a laminated moisture retarder. Metal jacketing shall be overlapped 2 to 3 inches (51 to 76 mm) and held in place with sheet metal screws or metal bands.
3. Elbows and tees shall be finished with matching metal fitting covers. Other fittings in metal-jacketed systems shall be finished with conventional weather-resistant insulating materials with painted aluminum finish.

- E. Provide minimum insulation thickness in accordance with the following table.
Minimum Pipe Insulation

Piping System Types	Fluid Temp. Range	Runouts 2 in +	1 in. and less	1-1/4 to 2 in.	2-1/2 to 4 in.	5 and Larger
	F	in.	in.	in.	in.	in.
Plumbing & CHW Systems						
Hot & Recic. Hot Water	100-200	1.0	1.0	1.0	1.5	1.5

**ISRAEL PUTNAM ELEMENTARY SCHOOL – CHILLER REPLACEMENT
MERIDEN, CONNECTICUT**

Cold Water	Below 70	0.5	1.0	1.5	1.5	1.5
------------	----------	-----	-----	-----	-----	-----

2.2 FITTING COVERS:

- A. Fitting covers may be used in lieu of insulating cement and jacket. Provide color coded fitting covers in Zeston - 2000 P.V.C. (20 Mil thickness) by Manville.
- B. General - The matching insert (fiberglass) should either be wrapped completely around the fitting or snugly positioned inside the fitting for proper fit. The insert shall cover the full inner surface area of the fitting cover. The fitting cover is then to be applied over the fitting and insert, and the throat secured by either tack fastening, taping, or banding.
- C. Cold Pipe - Fitting systems below ambient temperature must have a continuous vapor barrier, either with pressure sensitive PVC Tape, or an approved adhesive system. When PVC Tape is used, a 2" downward lap is required. On cold lines in severe ambient temperatures, the fiberglass insert shall be the same thickness as the adjacent pipe insulation. All joints shall then be sealed with PVC Tape.
- D. For pipes exposed to weather apply a 16 mil embossed aluminum jacket with 2" overlap at longitudinal and circumferential joints. Secure in place with 3/4" x .015" aluminum band 18" on centers. All seams shall be sealed weather tight.

PART 3 – EXECUTION

3.1 SITE INSPECTION

- A. Before starting work under this section, carefully inspect the site and installed work of other trades and verify that such work is complete to the point where installation of materials and accessories under this section can begin.
- B. Verify that all materials and accessories can be installed in accordance with project drawings and specifications and material manufacturer's recommendations.
- C. Verify, by inspecting product labeling, submittal data, and/or certifications which may accompany the shipments, that all materials and accessories to be installed on the project comply with applicable specifications and standards and meet specified thermal and physical properties.

3.2 PREPARATION

- A. Ensure that insulation is clean, dry, and in good mechanical condition and that all factory-applied facings are intact and undamaged. Wet, dirty, or damaged insulation is not acceptable for installation.
- B. Ensure that pressure testing of piping and fittings has been completed prior to installing insulation.

3.3 INSTALLATION

A. General

1. Install all insulation materials and accessories in accordance with manufacturer's published instructions and recognized industry practices to ensure that it will serve its intended purpose.
2. Install insulation on piping subsequent to painting, and acceptance tests.
3. Install insulation materials with smooth and even surfaces. Insulate each continuous run of piping with full-length units of insulation, with single cut piece to complete run. Do not use cut pieces or scraps abutting each other. Butt insulation joints firmly to ensure complete, tight fit over all piping surfaces.

B. Fittings

1. Wrap valves, fittings, and similar items in each piping system with wicking material to ensure a continuous path (100% coverage) for the removal of condensation.
2. Cover valves, fittings, and similar items in each piping system using one of the following:
 - a. Mitered sections of insulation equivalent in thickness and composition to that installed on straight pipe runs.
 - b. PVC Fitting Covers insulated with material equal in thickness and composition to adjoining insulation.
3. Seal all fitting joints with contractor supplied VaporWick Sealing Tape or approved vapor retarder mastic compound.

C. Penetrations

Extend piping insulation without interruption through walls, floors and similar piping penetrations.

3.4 FIELD QUALITY ASSURANCE

- A. Upon completion of all insulation work covered by this specification, visually inspect the work and verify that it has been correctly installed. This may be done while work is in progress, to assure compliance with requirements herein to cover and protect insulation materials during installation.

**ISRAEL PUTNAM ELEMENTARY SCHOOL – CHILLER REPLACEMENT
MERIDEN, CONNECTICUT**

3.5 PROTECTION

- A. Replace damaged, removed or disturbed insulation with appropriate fiberglass insulation.
- B. The insulation contractor shall advise the general and/or the mechanical contractor as to requirements for protection of the insulation work during the remainder of the construction period, to avoid damage and deterioration of the finished insulation work.

3.6 SAFETY PRECAUTIONS

- A. Insulation contractor's employees shall be properly protected during installation of all insulation. Protection shall include proper attire when handling and applying insulation materials, and shall include (but not be limited to) disposable dust respirators, gloves, hard hats, and eye protection.
- B. The insulation contractor shall conduct all job site operations in compliance with applicable provisions of the Occupational Safety and Health Act, as well as with all state and/or local safety and health codes and regulations that may apply to the work.

END OF SECTION 230700

PART 1 - GENERAL

1.1 RELATED DOCUMENTS:

- A. The General Provisions of the Contract, including General and Supplementary Conditions and General Requirements, apply to the work specified in this Section.
- B. The General Requirements in Section 20 00 50 shall also govern the work under this Section.
- C. Examine all drawings and data and coordinate the work of this Section with all related and adjoining work.

1.2 SCOPE OF WORK:

- A. This Contract includes all labor, material, equipment, tests and appliances required to furnish and install all HVAC as shown on drawings, implied and herein specified.
- B. The present location of the building will be as shown on drawings. Visit the site and examine the Architectural, Structural and other Mechanical trades showing all details of construction before submitting proposal.
- C. Connect all radiation, fan coil units, air handling units and equipment with piping, ductwork and controls and leave ready to operate. Check all Architectural, Structural, Mechanical and Electrical drawings and coordinate all work accordingly.
- D. Provide seismic restraints, vibration isolators and flexible connections in accordance with Section 230548. Provide flexible connections at all locations where pipes cross building seismic or expansion joints. Coordinate with Architectural.
- E. Drawings are diagrammatic and indicate the general arrangement of piping and do not show all minor details and fittings. Such items shall be included, as well as reasonable modification, in the layout as directed to prevent conflict with other trades. Attention is brought to Section 20 00 50, "Coordination Drawings".

1.3 SUBMITTALS:

- A. In accordance with Section 20 00 50, the following items shall be submitted for review.

Pipe and fittings
Hydronic Equipment and Specialties

1.4 MOTOR CONTROL:

- A. Each electric motor of 3 phase characteristics shall be furnished with an automatic starter as specified in Section 20 00 50, Motor Control.

**ISRAEL PUTNAM ELEMENTARY SCHOOL – CHILLER REPLACEMENT
MERIDEN, CONNECTICUT**

PART 2 -PRODUCTS

2.1 PIPE AND FITTINGS:

A. Copper Tubing:

1. Type "L", ASTM Specifications B88, shall be used for water lines.
2. Fittings shall be wrought copper or cast brass solder- joint pressure rated type.
3. Type "K" shall be used for underground piping with flared fittings.

B. Steel Piping:

1. Pipe shall be Standard Wall (Sch. 40) black carbon steel, ASTM A-120, Grade B, with threaded ends for sizes 1/2" through 2", for hot water heating piping.
2. All steam condensate return piping shall be run in (SCH 80) black steel.
3. Fittings shall be standard weight (125 lbs.), cast iron screwed, ASTM A126, Class A, for sizes 1/2" through 2". Piping 2" and under shall be screwed.
4. Victaulic Grade E couplings, fittings and accessories in conjunction with grooved end schedule 40 piping will be permitted in existing and new construction for hot water heating system.

2.2 PIPE AND FITTINGS:

- A. All fittings on welded lines shall be furnished in accordance with ASTM A105 Specification designed for welding. Branch outlets on mains 2-1/2" and smaller to be made with Weldolets or Thredolets. Welding fittings on mains and branches 3" and larger are to be full size of reducing tube designed for welding. All flanged valves 3" and larger and special equipment connections to be installed with weld neck flanges for welded construction.
- B. All nipples shall be extra strong as follows: Pipe size 1/2" to 4" - 6" close. Pipe size 5" - 12" - 12" close and of the same material as the piping they are used with.
- C. All copper tubing shall be furnished in Type "L" using sweat fittings unless otherwise noted. Copper tubing shall be furnished in Chase, Anaconda, Bridgeport or Revere.
- D. All black steel over 4" or other welded pipe shall have long radius welding ells and tees of the same wall thickness as the pipe. Welding tees will not be required where the mains and branches comply with the following schedule:

<u>Min. Size of Mains</u>	<u>Max. Size of Branch</u>
2 1/2"	3/4"
3"	1 1/4"
4"	2"
5"	3"
6"	4"
8"	6"
10"	8"
12"	10"

**ISRAEL PUTNAM ELEMENTARY SCHOOL – CHILLER REPLACEMENT
MERIDEN, CONNECTICUT**

- E. Welding flanges shall be slip-on or welding neck type, 300 psig forged steel conforming to ANSI Specification B-16.5.
- F. All necessary precautions shall be taken when welding in the new building to prevent combustion of structure.

2.3 GROOVE PIPING:

- A. Victaulic couplings may be used in lieu of welding, thread or flanging on 2 1/2" through 30" carbon steel pipe, on heating water services from -30 deg. F. to 230 deg. F. within the manufacturer's rated working pressures. Pipe grooving shall be cut grooved and/or rolled grooved as per manufacturer's latest spec. Installation is per manufacturer's latest recommendations. All piping shall be Schedule 40. grooved piping shall be used only in concealed or service areas. Grooved piping will not be accepted in finished areas with no ceiling.
- B. Piping Components

Grooved couplings consisting of two or more pieces of ductile or malleable iron. Coupling gaskets will be a synthetic rubber gasket with a central cavity pressure responsive design. Coupling bolts and nuts shall be heat treated carbon steel, track head conforming to physical properties of ASTM-A-183. All grooved couplings shall be as manufactured by Victaulic Co. Style 77, 07 or equal.
- C. For piping 2 1/2" and larger, full size branch connections shall be made with manufactured grooved end tees. Branch connections for less than full size shall be made with Victaulic hole cut products. Style 920 or Style 921 branch connections with locating collar engaging into hole or style 72 outlet coupling used to join grooved pipe and to create a branch connection. Gaskets for branch connection shall be Victaulic Grade "E" EPDM Compound with working temperature of -30 deg. F. to 230 deg. F.
- D. Flanges
Vic-Flange Style 741 (2-24") for connection to ANSI class 125 and 150 flanged components.
- E. Fittings
Fittings shall be full flow cast fittings, steel fittings or segmentally welded fittings with grooves or shoulders designed to accept Victaulic grooved end couplings.
 - 1. Standard Fittings - shall be cast of ductile iron conforming to ASTM A-536 (Grade 65-45-12) or malleable iron conforming to ASTM A-47, Grade 32510, painted with a rust inhibiting modified vinyl Alkyd enamel or hot-dip galvanized to ASTM A-153 or zinc electroplated to ASTM B-633, as required.
 - 2. Standard Steel Elbow Fittings - (14" - 24"), shall be forged steel conforming to ASTM A-106 Grade B (0.375" wall), painted with rust inhibiting modified vinyl Alkyd enamel or hot-dip galvanized to ASTM A-153.
 - 3. Standard Segmentally Welded Fittings - shall be factory fabricated, by fitting manufacturer, of carbon steel pipe as follows, 3/4" - 4" conforming to ASTM A-53, Type F; 5" - 6" Sch. 40 conforming to ASTM A-53, Type E or S, Grade B; 8" - 12" Sch. 30 conforming to ASTM A-53, Type E or S, Grade B; 14" - 24" 0.375" wall

**ISRAEL PUTNAM ELEMENTARY SCHOOL – CHILLER REPLACEMENT
MERIDEN, CONNECTICUT**

conforming to ASTM A-53, Type E or S, Grade B, painted with rust inhibiting modified vinyl Alkyd enamel or hot-dip galvanized to ASTM A-153, as required.

F. Victaulic Pipe Hanging (Victaulic Hanging Standard A-130)

1. Style 07 Zero-Flex for rigid piping systems should be supported as per Building Services B31.9 Hanging.
2. Style 77 flexible piping systems are supported as per Victaulic Hanging Standard A-130.

2.4 PIPING JOINTS:

- A. Welded Joints shall be fusion welded in accordance with American Standard B31.1, Section 6, except as modified hereinafter. Changes in direction of piping shall be made with welding fittings only. Mitering, notching or direct welding of pipe to the main in order to form tees or ells will not be permitted. Branch connections may be made with welding tees or forced branch outlet fittings, as manufactured by Bonney Forge, either being acceptable without size limitation. Bonney Thredolets shall be used in lieu of Hald couplings when reducing from a welded run to a screwed branch. Outlet fittings where used shall be forged, flared for improved flow where attached to the run, reinforced against external strains and designed to maintain full pipe bursting strength. Fillet welds shall be used for welding screwed and slip-on steel flanges to pipes. Where lateral connections are to be used, either lateral fittings or Bonney Latrolets are acceptable. Wedded joints shall be used in finished areas with no ceiling.
- B. Screwed Joints: The ends of pipes to be threaded shall be cut square and reamed. Pipe threads shall be standard taper, shall be cut straight and clean and to full depth, and shall be free from dirt, chips and burrs when the joint is made. Pipe joint lubricant or compound shall be selected for the pipe line service and shall be applied to male threads only. Screwed joints shall not be caulked.
- C. Flanged Joints: This heading covers flanged joints of all types, including those made with flange unions. Flanged joints shall be made with suitable reinforced gaskets. Clean all parts and align the joint before assembling; support pipes or heavy parts independently. Opposite bolts shall be pulled up successively. Screwed steel flanges shall be welded to pipes; slip-on steel flanges shall be welded front and back.

Cast iron flanges shall not be welded to pipes. If raised face flanges are to be bolted against plain face flanges, the raised face shall be removed and a full face gasket used. Where flanged base elbows are installed, the base shall not be used for anchoring the line or otherwise subjected to tension or shear.

- D. Soldered Joints in Copper Tubing: Cut the ends of tubes square, remove burrs, clean tube ends and fitting sockets with emery cloth and remove all particles before applying flux and making the joint. Insert tubes to full socket depth. Use the following solders at the given conditions.

95 - 5% Tin-Antimony/all services/high pressure 250 degrees F. Max.
Silver - 35 to 45% alloy-refrigerant piping/high pressure and temperature.

**ISRAEL PUTNAM ELEMENTARY SCHOOL – CHILLER REPLACEMENT
MERIDEN, CONNECTICUT**

2.5 PIPE HANGERS:

- A. Securely hang and anchor pipe as shown and required with proper provision for expansion, contraction and elimination of undue stress and strain on piping.
- B. Provide a pipe hanger within two (2) feet of each elbow, tee, wye, valve, strainer and similar device.
- C. Secure and support runs at base and at sufficiently close intervals to hold pipe at alignment and to carry safely the weight of piping and contents without undue stress thereon.
- D. Except as indicated to the contrary, secure and support all horizontal piping as follows and required to prevent sagging, undue pipe movement and preserve proper alignment in each run.

<u>Piping</u>	<u>Sizes</u>	<u>Maximum Interval</u>
Cast Iron	All sizes	At each hub or joint
Steel	2" & smaller	Six (6) feet
Steel	2 1/2" & larger	Ten (10) feet
Copper Tubing	1 1/4" & smaller	Five (5) feet
Copper Tubing	1 1/2" & larger	Eight (8) feet

- E. Hangers up to and including 2" shall be the adjustable band type equal to Empire. Figure 310 for iron pipe and Fig. 310CT for copper tubing.
- F. Hangers for piping 2-1/2" and up shall be the clevis type, equal to Empire. Figure 11 for iron pipe and Figure 110CT for copper tubing.
- G. Hangers shall be suspended from one of the following devices:
 - 1. "C" clamps.
 - 2. Trapeze hanger assemblies consisting of back-to-back horizontal steel channels with end-type rod hangers.
 - 3. Expansion shield embedded into concrete or masonry.
- H. On chilled water systems, provide over-sized hangers.
- I. Refer to Section 230548 for Seismic Restraints.

2.6 VALVES:

- A. This Contractor shall furnish and install valves where shown on plans and also wherever necessary to make the system complete in its operation. All valves shall be as manufactured by Stockham, Jamesbury, Centerline, Appollo, Milwaukee and Victaulic.

Chilled Water:

2" and smaller

Ball valves	Apollo 71-100/200
Check valves	Stockham B-310-T
Vertical check valves	Stockham B-310-T

**ISRAEL PUTNAM ELEMENTARY SCHOOL – CHILLER REPLACEMENT
MERIDEN, CONNECTICUT**

2-1/2" and larger

Butterfly valves
Check valves
seats.

Stockham - LG712-BS3-B (Lug Style)
Centerline - Series 800 S.S. plate and spring, and nypalon

Furnish all valve materials suitable for service intended. No gate valves shall be allowed. Provide all valves with factory installed extension stems.

2.7 UNIONS:

- A. All unions shall be furnished in Nibco-633 or equal in Chase, Revere, Jefferson and Anaconda.

2.8 GASKETS:

- A. Where flanges occur, they shall be packed with Klinger or approved equivalent high quality non-asbestos material composed of fibers for industrial maintenance service with high chemical stability and heat resistance. Nitrile rubber bonded.

Temperature	750 deg. F. max.
Pressure	1450 psi max.
Compressibility	ASTM F36A
Tensile Strength	ASTM F152

2.9 FLOOR AND CEILING PLATES:

- A. Furnish and install satin chrome plated pressed metal floor and ceiling plates on all exposed pipes passing through floors, walls, ceilings, and partitions throughout.

2.10 REAMING OF PIPES:

- A. All pipes to be carefully reamed after cutting and threading.

2.11 PIPE ANCHORS:

- A. Furnish and install all steel clamps around mains not less than 1/4" thick and welded to pipe and necessary angle braces to substantial construction to meet job conditions. Anchored mains shall be properly guided.
- B. Vertical risers, if any, shall be anchored by similar clamps secured to floor, concealed in wall construction.

**ISRAEL PUTNAM ELEMENTARY SCHOOL – CHILLER REPLACEMENT
MERIDEN, CONNECTICUT**

2.12 EXPANSION LOOPS AND JOINTS:

- A. Furnish and install all expansion joints with mains and loops properly anchored and guided to allow for the necessary expansion of mains and all run outs shall be piped to allow for necessary expansion on risers and mains. In cases where space is limited, expansion joints with compensators, guides and anchors may be used in place of expansion loops as approved by the Engineer.
- B. Provide all expansion joints in Keflex or equal in Fulton Syphon, Flexonics or Adscos, with compensator guides and anchors. Piping joints 3" and larger shall be free- flexing type with Type 304 stainless steel bellows and 150-lb. van stone flanges. Lines of 2-1/2" and smaller shall be equipped with Quadra Side H compensators having multi-ply stainless steel bellows, carbon steel thread and shroud, each for 1" compression and 3" extension.
- C. Pipe alignment guides shall be installed in accordance with manufacturer's published bulletin. Anchors shall have sufficient strength to prevent movement of the piping beyond anchor points.

2.13 HANGERS AND SLEEVES:

- A. All horizontal piping shall be supported in a good, firm and substantial manner. No chains, horizontal pieces of pipe or hangers formed by means of perforated steel bands, pipe rings and hooks will be permitted. Provide cast iron ceiling plates for all hangers in finished basement ceilings. All hangers shall be oversized
- B. Furnish and place "Hole-Outs" plastic preformed knockout sleeves for all pipes passing through concrete or tile floors or partitions. All pipes passing through toilet room and mechanical room floors shall be provided with grouted, split Schedule 80 steel pipe sleeves, packed with hair felt and Portland cement to allow for flushing of floors without leakage. All pipes and conduits passing through floors, walls or partitions shall be provided with sleeves sized to give a minimum of 1/2" clearance between sleeve and the outside diameter of the pipe, conduit or insulation, enclosing the pipe or conduit.
- C. Sleeves through concrete floors or interior masonry walls shall be Schedule 40 steel pipe, set flush with finished wall or ceiling surfaces, but extending 2 inches above finished floors or shall be in accordance with details on drawings. In all mechanical equipment rooms or penthouses, sleeves shall extend 6 inches above finished floor.
- D. All outside piping passing through exterior walls, foundation walls and floors shall be furnished with flanged C.I. wall sleeves in Zurn, J.R. Smith or Josam. Furnish with flashing clamp where sleeve passes through waterproof membrane.

**ISRAEL PUTNAM ELEMENTARY SCHOOL – CHILLER REPLACEMENT
MERIDEN, CONNECTICUT**

2.14 SPECIALTIES FOR CHILLED WATER SYSTEM:

- A. Furnish and install all chilled water equipment in Bell & Gossett as specified below and as shown on the drawings.
1. Expansion tank with bladder shall be furnished on hot water system ASME stamped and designed for 125 lbs. working pressure and 200 deg.F. Test pressure in steel to conform with U-69 construction, precharged to 55 psig. Number of tanks and size shall be shown on drawings. Provide B&G automatic air vents as required.
 2. Pressure reducing valve for each closed system.
 3. B & G Triple Duty flow control valves shall be furnished in either the angle type or straightaway to suit each individual location and full size of each main or branch main.
 4. Furnish all pumps as called for in schedule and following paragraph.
 5. Air eliminator shall be furnished ASME stamped and designed for 125 psig working pressure. Size and capacity shall be shown on drawings.
 6. Provide B&G circuit setter plus calibrated balancing valves Model C.B. on all radiation and air handling equipment.
- B. Furnish and install the following accessories and equipment in make other than Bell & Gossett.
1. Thermometers: Install Ashcroft Fig. 7173T BI-Metal "Every Angle" thermometers where shown and/or called for on plans or in specifications.
 2. Thermometers shall have 5" aluminum hermeticism sealed case with stainless steel stem with 1/2" NPT connection. Install in separable well in brass with lagging extension neck. Stem length and dial range shall be 6" and 0 degrees to 250 degrees F., respectively.
 3. Furnish and install on non-critical systems, gauges suitable for use on hot water where indicated on drawings or called for in specifications. Gauge shall be Ashcroft Fig. 2070 with silver brazed boudon tube, aluminum back flange type epoxy coated case, chrome ring, 1/4" NPT lower connection, stainless steel movement with 1% accuracy. Pressure range shall be as required. Furnish 1/4" needlepoint valve in Crane #88 for each gauge. Where sharp pressure fluctuations may occur, mount gauge on a 1/4" Fig. 1106B pulsation dampener. Provide compound gauges where required or called for.
 4. Furnish and install gauges on all pump discharge and compound gauges on all pump suction.
 5. Furnish and install balancing valves on supply and return mains and branch mains from 1-1/2" and larger.
 6. Expansion fittings shall be provided in Flexonics Type H expansion joints, sized as required to take up all expansion in mains and/or branches or equal in Anaconda.
 7. Furnish and install all balancing valves on radiation, air handling unit coil, fan coil unit coil, cabinet and unit heater coil, etc., runouts 2" and smaller in Tour Andersson STA-D Series with "A metal" construction. Branch mains 2 1/2" and larger shall be provided with Tour Andersson STA-F Series balancing valve.
 8. Furnish and install dielectric fittings.
 9. Furnish and install brass cap with chain on all strainers, drains and hose connections.

**ISRAEL PUTNAM ELEMENTARY SCHOOL – CHILLER REPLACEMENT
MERIDEN, CONNECTICUT**

2.15 DIELECTRIC FITTINGS

- A. General Requirements: Assembly of copper alloy and ferrous materials with separating nonconductive insulating material. Include end connections compatible with pipes to be joined.

- B. Dielectric Unions:
Description:

Standard: ASSE 1079.
Pressure Rating: 150 psig minimum at 180 deg F
End Connections: Solder-joint copper alloy and threaded ferrous.

- C. Dielectric Flanges:
Description:

Standard: ASSE 1079.
Factory-fabricated, bolted, companion-flange assembly.
Pressure Rating: 150 psig minimum at 180 deg F
End Connections: Solder-joint copper alloy and threaded ferrous; threaded solder-joint copper alloy and threaded ferrous.

- D. Dielectric-Flange Insulating Kits:
Description:

Nonconducting materials for field assembly of companion flanges.
Pressure Rating: 150 psig.
Gasket: Neoprene or phenolic.
Bolt Sleeves: Phenolic or polyethylene.
Washers: Phenolic with steel backing washers.

- E. Dielectric Nipples:
Description:

Standard: IAPMO PS 66.
Electroplated steel nipple, complying with ASTM F 1545.
Pressure Rating: 300 psig at 225 deg F.
End Connections: Male threaded or grooved.
Lining: Inert and noncorrosive, propylene.

2.16 CHEMICAL FEEDING EQUIPMENT (CHILLED WATER SYSTEMS):

- A. For each closed system the Contractor shall furnish and install the following apparatus (including isolation and drain valves):
 - 1. One shot combination filter feeder, minimum 10 gallon capacity with quarter turn cap and 3 ½” opening. The feeder shall be rated for 200 psi service.

- B. The Contractor shall provide ports to test the chemical concentration.

**ISRAEL PUTNAM ELEMENTARY SCHOOL – CHILLER REPLACEMENT
MERIDEN, CONNECTICUT**

- C. Furnish one year's supply of filters and the formulas for control of scale and corrosion in the closed hot water recirculating system. Formulations shall not contain any ingredients which may be harmful to system materials of construction. Provide MSD sheets on all chemical products. No system shall be operated without the benefit of chemical protection. Once the recommended chemical residual is achieved, any additional chemicals required to re-treat the system due to water loss or to accomplish other work shall be provided by the Mechanical Contractor.

2.17 BASE MOUNTED CENTRIFUGAL PUMPS:

- A. Furnish and install the base mounted centrifugal pumps complete with motors and trim meeting the performance, size, electrical requirements as scheduled or otherwise specified in Bell & Gossett. Maximum operating temperature shall be 225 degrees F with a maximum working pressure of 175 PSI.
- B. All base mounted centrifugal pumps shall be furnished complete with motor and trim suitable for service indicated on plans or otherwise specified. Manufacturer shall provide with drain pan. Pump shall be of the single stage end suction design with a class 30 cast iron volute with a foot integrally cast to the pump. Volute shall include gauge, vent and drain tapings. The connection style shall be flanged. The mechanical contractor shall coordinate system connection sizes with trim and pump size and provide all fittings and hardware necessary to connect pump to system piping. The pump internals shall be capable of being serviced without disturbing piping connections to the pump.
- C. The pump impeller shall be cast bronze enclosed type (bronze fitted). The liquid cavity shall be sealed off at the pump shaft by an internally-flushed mechanical seal with ceramic seat and carbon steel ring. Replaceable bronze shaft sleeve shall completely cover the wetted area under the seal.
- D. Pump shall come from the factory fully assembled and mounted to a baseplate. The baseplate shall be of structural steel with fully enclosed sides and ends and securely welded cross members. Grouting area shall be fully open. Contractor shall provide grout.
A flexible type, center dropout design coupler capable of absorbing torsional vibration shall be employed between the pump and the motor. Coupler shall be shielded by an ANSI/OSHA compliant coupler guard securely fastened to the base frame.
- E. Furnish motors for all base mounted centrifugal pumps meeting the electrical requirements scheduled and specified in accordance with specification section 20 00 50. All three phase motors of 1HP or greater shall be supplied as premium efficiency, inverter ready motors, suitable for VFD operation.

Motors shall be selected to be non-overloading at any point along the pump curve and shall meet NEMA specifications. Pump and motor shall be factory aligned and (if required) re-aligned in the field by the installing contractor.

- F. Pumps shall be of the maintainable design. Provide owner with complete parts list with service information.
- G. Each pump shall be factory tested per Hydraulic Institute standards and name-plated prior to shipment. Impeller shall be both hydraulically and dynamically balanced, keyed to the shaft

**ISRAEL PUTNAM ELEMENTARY SCHOOL – CHILLER REPLACEMENT
MERIDEN, CONNECTICUT**

and secured by a locking cap screw or nut.

- H. Each pump shall be factory primed and painted to prevent rust and corrosion of the pump exterior surfaces.
- I. Mechanical contractor to provide pressure gauges vents and other trim for each base mounted pump. Pump shall be installed, aligned and started in accordance with manufacturer's recommendations.
- J. Provide seismic restraints and vibration isolation for each pump in accordance with specification section 23 05 48.

PART 3 -EXECUTION

3.1 INSTALLATION:

- A. Furnish and install water piping as shown on plans.
- B. Provide chilled water shutoff valves and combination shutoff and balancing cock for all equipment, hose cocks and drain valves at all low points. Provide air vents on all equipment where they are required for proper operation of the system.
- C. Provide balancing cocks on all main branches for balancing flow to and from the various zones. Provide on all low points of mains or branches, brass hose cocks with hose connection for draining the system.
- D. Check all electrical drawings as well as the structural drawings to make sure that his piping will not conflict with such work.
- E. All piping work shall be installed with proper provision to allow for expansion and contraction of lines so as to prevent any undue strains on pipe and fittings, any trapping of lines or lifting or dislocating of any appliances. Rectify without cost to the City any conditions of noisy circulation due to trapped or air bound lines, including the expense of cutting and repairing of the building structure incident to making such alterations.
- F. Install the work to conform to space conditions and the work of other trades. The drawings indicate generally the runs and sizes of piping and, although the size must not be decreased, nor the drawings deviated from, except as unforeseen space conditions may require, the right is reversed to make minor changes in the arrangement of the work to meet conditions arising during construction.
- G. Check all architectural and structural drawings to determine seismic and expansion joint location. Provide expansion fittings at all locations where pipes cross expansion or seismic joints. Coordinate with Structural and Architectural for locations.

3.2 MISCELLANEOUS PIPING:

- A. Connect to the overhead cold water line in Mechanical Equipment Room and extend water piping to makeup connection on the hot water system, connecting up pressure reducing valve and relief valves on system as shown on diagrams.

**ISRAEL PUTNAM ELEMENTARY SCHOOL – CHILLER REPLACEMENT
MERIDEN, CONNECTICUT**

- B. Furnish and install copper drain lines from compression tanks, and extend to floor drain, service sink and/or sump whether or not same is shown.
- C. All cold water piping shall be run in Type "L" copper tubing using sweat fittings.
- D. Provide drain from relief valves to waste.
- E. Provide drain line from receiver and run to sump pump or floor drain.

3.3 TESTING:

- A. All flow piping shall be tested and made tight.
- B. All piping, including chilled water piping, shall be tested and made tight at 100 psi or 50 psi above the city pressure before any piping is concealed or approved.
- C. After the system is thoroughly cleaned, it shall be put into operation by this Contractor. All parts of the system shall be thoroughly tested and this Contractor shall carefully instruct the City's authorized representative as to the proper operation and care of the entire system.
- D. All low pressure piping shall be tested and made tight at 100 lbs. per square inch hydrostatic pressure before any piping is concealed or covered.
- E. Contractor shall waste all returns for a minimum period of two weeks after all steam lines, return lines and heating surfaces have been connected up and in operation or until all traces of grease, oil and dirt disappear.
- F. After the systems are thoroughly cleaned, they shall be put into operation by the Mechanical Contractor after all traps and strainers have been removed and cleaned. All parts of the system shall be thoroughly tested and this Contractor shall carefully instruct the City's authorized representatives as to the proper operation and care of the entire system.

3.4 FLUSHING OUT SYSTEM:

- A. Contractor shall flush out the chilled water systems before balancing up the systems.

3.5 BALANCING AND VENTING OF CHILLED WATER SYSTEM:

- A. Contractor shall provide all labor and materials as required to assist the Balancing Contractor in proper balancing of the water systems. Contractor shall return to the job and shall make necessary adjustments and corrections to the systems as required by the Balancing Contractor in order to achieve satisfactory system performance in accordance with design parameters.
- B. Contractor shall carefully vent the system when filling same and return to the job during the eighteen months guarantee period as required, to assure the City of a proper operating system.
- C. System shall be slowly filled with cold water to purge air and shall maintain 4 psig on a gauge located conveniently near the top of the system.

END OF SECTION 232113

**ISRAEL PUTNAM ELEMENTARY SCHOOL – CHILLER REPLACEMENT
MERIDEN, CONNECTICUT**

SECTION 236426

AIR - COOLED WATER CHILLER

PART 1 GENERAL

1.01 RELATED DOCUMENTS:

- A. The General Provisions of the Contract, including General and Supplementary Conditions and Division 1, General Requirements, apply to the work specified in this Section.
- B. The General Requirements in Section 20 00 50 shall also govern the work under this Section.
- C. Section includes design, performance criteria, refrigerants, controls, and installation requirements for air-cooled rotary screw packaged chillers.

1.02 SCOPE

- A. Section includes design, performance criteria, controls and control connections, chilled water connections, electrical power connections and refrigerants of the chiller package.

1.03 REFERENCES

- A. Products shall be designed, rated and certified in accordance with applicable sections of the following Standards and Codes:
 - 1.To comply with the most recent versions of applicable Standards and Codes of ARI 550 / 590.
 - 2.ARI 370 - Standard for Sound Rating of Large outdoor Refrigerating and Air-conditioning Equipment.
 - 3.To comply with the most recent versions of applicable Standards and Codes of ASHRAE 15.
 - 4. Units shall meet the efficiency standards of the latest ASHRAE 90.1 Standard FEMP standard 2012.
 - 5. Unit shall comply with ASME section VIII

1.04 QUALITY ASSURANCE

- A. UL 1995 -- Standard for Heating and Cooling Equipment.
- B. Manufactured facility to be ISO 9001.
- C. Factory Functional Test: The chiller shall be pressure tested, evacuated and fully charged with HFC-410A refrigerant and oil. In addition, a factory functional test to verify correct operation by cycling condenser fans, closing compressor contacts and reading data points from temperature and pressure sensors.

**ISRAEL PUTNAM ELEMENTARY SCHOOL – CHILLER REPLACEMENT
MERIDEN, CONNECTICUT**

- D. Qualifications: Equipment manufacturer must specialize in the manufacture of the products specified and have five years experience with the equipment and refrigerant offered.
- E. Regulatory Requirements: Comply with the codes and standards specified.

1.05 SUBMITTALS

- A. Submit shop drawings and product data in accordance with specification requirements.
- B. Submittals shall include the following:
 - 1. Dimensioned plan and elevation view drawings, required clearances, and location of all field connections,
 - 2. 1/3 octave band sound ratings per ARI Standard 370.
 - 3. Single line schematic drawing of the field power hookup requirements, indicating all items that are furnished.
 - 4. Certification of factory run test.
 - 5. Installation and operating manuals.
 - 6. Summary of all auxiliary utility requirements such as electricity, water, etc. Summary shall indicate quality and quantity of each required utility.
 - 7. Single line schematic drawing of the field power hookup requirements, indicating all items that are furnished.
 - 8. Schematic diagram of control system indicating points for field interface/connection.
 - 9. Diagram shall fully delineate field and factory wiring.

1.06 OPERATION AND MAINTENANCE DATA

- A. Include manufacturer's descriptive literature, installation checklist, start-up instructions and maintenance procedure.

1.07 DELIVERY, STORAGE, AND HANDLING

- A. Chillers shall be delivered to the job site completely assembled and charged with refrigerant and oil by the manufacturer.
- B. Comply with the manufacturer's instructions for rigging and handling.
- C. If unit is to be stored, comply with manufacturer instructions for storage.
- D. During shipment, provide protective covering over vulnerable components. Fit nozzles and open pipe ends with enclosures.

**ISRAEL PUTNAM ELEMENTARY SCHOOL – CHILLER REPLACEMENT
MERIDEN, CONNECTICUT**

1.08 WARRANTY

- A. Warranty (domestic): The refrigeration equipment manufacturer’s warranty shall be for a period of 18 months from the time the installation was accepted by the Owner. It shall cover replacement parts (and the labor to replace them) having proven defective within the above period.
- B. Extended Compressor Warranty: 5 Years
- C. Extended Unit Warranty: 4 years extended warranty, entire unit, parts and labor.
- D. Refrigerant Warranty: 5 years.
- E. Delayed Warranty Start: None. (Startup within 6 months of shipment)

1.09 Sustained Operational Performance and Reliability

- A. During the first 24 months of operation, the manufacturer shall perform quarterly remote or on-site operating inspections to confirm the chiller’s operational performance. Resulting from each inspection, the manufacturer shall provide the owner with a report describing the condition of the equipment and each of its major components, a log of its current operating data, any issues needing to be addressed, and any recommended corrective actions.
- B. Manufacturer shall include chiller spring start-up and fall draining and winterizing services for the first 24 months of operation.

1.10 Summary of General Options

- A. Warranty: List design requirement options listed in section 1.06.
- B. Sustained Operational Performance: List design requirement options listed in section 1.09.

PART 2 PRODUCTS

2.01 ACCEPTABLE MANUFACTURERS

- A. Daikin Applied Model AGZ076E
- B. York model YLAA
- C. Smardt model QTC

**ISRAEL PUTNAM ELEMENTARY SCHOOL – CHILLER REPLACEMENT
MERIDEN, CONNECTICUT**

2.02 UNIT DESCRIPTION

- A. Provide and install as shown on the plans factory-assembled, factory-charged air-cooled scroll compressor packaged chillers in the quantity specified. Each chiller shall consist of hermetic tandem scroll compressor sets (total four compressors), brazed plate evaporator, air-cooled condenser section, microprocessor-based control system and all components necessary for controlled unit operation.
- B. Each chiller shall be factory run-tested to verify operation. Operating controls and refrigerant charge shall be checked for proper operation and optimum performance.

2.03 DESIGN REQUIREMENTS

- A. Flow Range: The chiller shall have the ability to support variable flow range down to 40% of nominal design (based on AHRI conditions).
- B. Operating Range: The chiller shall have the ability to control leaving chilled fluid temperature from 15F to 65F.
- C. General: Provide a complete scroll compressor packaged chiller as specified herein and as shown on the drawings. The unit shall be in accordance with the standards referenced in section 1.02 and any local codes in effect.
- D. Performance: Refer to the schedule of performance on the drawings. The chiller shall be capable of stable operation to a minimum percentage of full load (without hot gas bypass) of 25%. Performance shall be in accordance with AHRI Standard 550/590.
- E. Acoustics: Sound pressure levels for the unit shall not exceed the following specified levels. All manufacturers shall provide the necessary sound treatment (parts and labor) to meet these levels if required. Sound data shall be provided with the quotation. Test shall be in accordance with AHRI Standard 370.

Sound Pressure (at 30 feet)											
63 Hz	125 Hz	250 Hz	500 Hz	1000 Hz	2000 Hz	4000 Hz	8000 Hz	Overall dBA	75% Load dBA	50% Load dBA	25% Load dBA
Sound Power											
63 Hz	125 Hz	250 Hz	500 Hz	1000 Hz	2000 Hz	4000 Hz	8000 Hz	Overall dBA	75% Load dBA	50% Load dBA	25% Load dBA

**ISRAEL PUTNAM ELEMENTARY SCHOOL – CHILLER REPLACEMENT
MERIDEN, CONNECTICUT**

2.04 CHILLER COMPONENTS

- A. Compressor
 - 1. The compressors shall be sealed hermetic, scroll type with crankcase oil heater and suction strainer. The compressor motor shall be refrigerant gas cooled, high torque, hermetic induction type, two-pole, with inherent thermal protection on all three phases and shall be mounted on RIS vibration isolator pads. The compressors shall be equipped with an internal module providing compressor protection and communication capability.
- B. Evaporator
 - 1. The evaporator shall be a compact, high efficiency, dual circuit, brazed plate-to-plate type heat exchanger consisting of parallel stainless steel plates.
 - 2. The evaporator shall be protected with an electric resistance heater (heat trace tape) and insulated with 3/4" (19mm) thick closed-cell polyurethane insulation. This combination shall provide freeze protection down to -20°F (-29°C) ambient air temperature.
 - 3. The water-side working pressure shall be a minimum of 653 psig (4502 kPa). Evaporators shall be designed and constructed according to, and listed by Underwriters Laboratories (UL).
- C. Condenser
 - 1. Condenser fans shall be propeller type arranged for vertical air discharge and individually driven by direct-drive fan motors. The fans shall be equipped with a heavy-gauge vinyl-coated fan guard. Fan motors shall be TEAO type with permanently lubricated ball bearings, inherent overload protection, three-phase, direct-drive, 1140 rpm. Each fan section shall be partitioned to avoid cross circulation.
 - 2. Coil shall be all aluminum alloy microchannel design and shall have a series of flat tubes containing multiple, parallel flow microchannels layered between the refrigerant manifolds. Coils shall consist of a two-pass arrangement. Each condenser coil shall be factory leak tested with high-pressure air under water. Coils shall withstand 1000+ hour acidified synthetic sea water fog (SWAAT) test (ASTM G85-02) at 120°F (49°C) with 0% fin loss and develop no leaks.
- D. Refrigerant Circuit
 - 1. Each of the two refrigerant circuits shall include a replaceable-core refrigerant filter-drier, sight glass with moisture indicator, liquid line solenoid valve (no exceptions), expansion valve, and insulated suction line.
- E. Construction
 - 1. Unit casing and all structural members and rails shall be fabricated of pre-painted or galvanized steel to meet ASTM B117, 500-hour salt spray test.
 - 2. Upper condenser coil and base section of unit shall have protective, 12 GA, PVC-coated, wire grille guards and have painted steel wraps enclosing the coil end sections and piping.
- F. Control System
 - 1. A centrally located weatherproof control panel shall contain the field power connection points, control interlock terminals, and control system. Power and starting components shall include factory circuit breaker for fan motors and control circuit, individual contactors for each fan motor, solid-state compressor three-phase motor overload

**ISRAEL PUTNAM ELEMENTARY SCHOOL – CHILLER REPLACEMENT
MERIDEN, CONNECTICUT**

protection, inherent fan motor overload protection and two power blocks (one per circuit) for connection to remote, contractor supplied disconnect switches. Hinged access doors shall be lockable. Barrier panels or separate enclosures are required to protect against accidental contact with line voltage when accessing the control system.

2. Shall include optional single-point connection to a non-fused disconnect switch with through-the-door handle and compressor circuit breakers.

G. Unit Controller

1. An advanced DDC microprocessor unit controller with a 5-line by 22-character liquid crystal display provides the operating and protection functions. The controller shall take preemptive limiting action in case of high discharge pressure or low evaporator pressure. The controller shall contain the following features as a minimum:
 2. The unit shall be protected in two ways: (1) by alarms that shut the unit down and require manual reset to restore unit operation and (2) by limit alarms that reduce unit operation in response to some out-of-limit condition. Shut down alarms shall activate an alarm signal.
 3. Shutdown Alarms
 - a. No evaporator water flow (auto-restart)
 - b. Sensor failures
 - c. Low evaporator pressure
 - d. Evaporator freeze protection
 - e. High condenser pressure
 - f. Outside ambient temperature (auto-restart)
 - g. Motor protection system
 - h. Phase voltage protection (Optional)
 4. Limit Alarms
 - a. Condenser pressure stage down, unloads unit at high discharge pressures.
 - b. Low ambient lockout, shuts off unit at low ambient temperatures.
 - c. Low evaporator pressure hold, holds stage #1 until pressure rises.
 - d. Low evaporator pressure unload, shuts off one compressor.
 5. Unit Enable Section
 - a. Enables unit operation from either local keypad, digital input, or BAS
 6. Unit Mode Selection
 - a. Selects standard cooling, ice, glycol, or test operation mode
 7. Analog Inputs:
 - a. Reset of leaving water temperature, 4-20 mA\
 - b. Current Limit
 8. Digital Inputs

**ISRAEL PUTNAM ELEMENTARY SCHOOL – CHILLER REPLACEMENT
MERIDEN, CONNECTICUT**

- a. Unit off switch
 - b. Remote start/stop
 - c. Flow switch
 - d.
 - e. Motor protection
9. Digital Outputs
- a. Shutdown alarm; field wired, activates on an alarm condition, off when alarm is cleared
 - b. Evaporator pump; field wired, starts pump when unit is set to start
10. Condenser fan control - The unit controller shall provide control of condenser fans based on compressor discharge pressure.
11. Building Automation System (BAS) Interface
- a. Factory mounted DDC controller(s) shall support operation on a BACnet®, Modbus® or LONMARK ® network via one of the data link / physical layers listed below as specified by the successful Building Automation System (BAS) supplier.
 - b. BACnet MS/TP master (Clause 9)
 - c. BACnet IP, (Annex J)
 - d. BACnet ISO 8802-3, (Ethernet)
 - e. LONMARK FTT-10A. The unit controller shall be LONMARK® certified.
 - f. The information communicated between the BAS and the factory mounted unit controllers shall include the reading and writing of data to allow unit monitoring, control and alarm notification as specified in the unit sequence of operation and the unit points list.
 - g. For chillers communicating over a LONMARK network, the corresponding LONMARK external Interface File (XIF) shall be provided with the chiller submittal data.
 - h. All communication from the chiller unit controller as specified in the points list shall be via standard BACnet objects. Proprietary BACnet objects shall not be allowed. BACnet communications shall conform to the BACnet protocol (ANSI/ASHRAE135-2001). A BACnet Protocol Implementation Conformance Statement (PICS) shall be provided along with the unit submittal.

**ISRAEL PUTNAM ELEMENTARY SCHOOL – CHILLER REPLACEMENT
MERIDEN, CONNECTICUT**

2.05 OPTIONS AND ACCESSORIES

- A. The following options are to be included:
1. Low Ambient Control: Provide fan cycling control to allow unit operation down to 32°F
 2. Ground Fault Protection: Factory installed circuit breaker to protect equipment from damage from line-to-ground fault currents less than those required for conductor protection.
 3. Phase loss with under/over voltage protection and with LED indication of the fault type to guard against compressor motor burnout.
 4. BAS interface module to provide interface with the BACnet MSTP protocol.
 5. Compressor Sound Reduction - Acoustic reduction blankets shall be factory installed on each compressor.
 6. The following accessories are to be included:
 - a. Factory-mounted thermal dispersion type flow switch
 - b. Wye strainer, to be installed at the evaporator inlet and sized for the design flow rate , with perforation diameter of 0.063" (for Brazed Plate evaporators) or 0.125" (for Shell-and-Tube evaporators) with blowdown valve and Victaulic couplings (factory mounted)
 - c. 115V GFI convenience outlet.

PART 3 EXECUTION

3.01 INSTALLATION

- A. Install in strict accordance with manufacturer’s requirements, submittal drawings, and contract documents.
- B. A 20-mesh strainer (provided by the unit manufacturer) shall be placed in the supply water line just prior to the inlet of the evaporator. Care shall be exercised when welding pipe or flanges to the evaporator to prevent any slag from entering the vessel.
- C. Adjust and level chiller in alignment on supports.
- D. Arrange piping to enable dismantling and permit head removal for tube cleaning.
- E. Coordinate electrical installation with electrical contractor.
- F. Coordinate controls with control contractor.
- G. Provide all appurtenances required to ensure a fully operational and functional chiller.

**ISRAEL PUTNAM ELEMENTARY SCHOOL – CHILLER REPLACEMENT
MERIDEN, CONNECTICUT**

H. Communication Wiring

1. Conduit shall be installed between each chiller's unit control panel and the building for current and future control wiring for equipment located external to the facility. The conduit installation shall be per all NEC and local electrical codes inclusive of the depth of the conduit and placement of the communications conduit in relation to the chiller's power conduit and water piping. If multiple units are in close proximity, a single conduit from the building LAN may be run to the closest unit. Then conduit shall be extended from the closest chiller control panel to multiple units in a star configuration. Consult the equipment manufacturer regarding cabling options and limitations for multiple units.
2. A minimum capacity CAT 5e Ethernet cable shall be provided in the communications conduit to the chiller from a network switch in the facility. After connecting the conduit to each unit's control panel, the CAT 5e cable shall be extended 3 feet and coiled inside each panel for connection as required for chiller communications. The cable length, continuity, electrical isolation and installation shall be per NEC requirement and local code requirements for communication cabling running from a building to a location exterior to the building.

I. Coordinate controls and BMS interface with controls contractor.

J. Provide all material required for a fully operational and functional chiller.

3.02 SCHEDULE

- A. Units shall be field charged with HFC-410A refrigerant.
- B. Factory Start-Up Services: Provide factory supervised start-up on-site for a minimum of two working days ensure proper operation of the equipment. During the period of start-up, the factory authorized technician shall instruct the owner's representative in proper care and operation of the equipment.
- C. The contractor shall furnish manufacturer complete submittal wiring diagrams of the unit as applicable for field maintenance and service

END OF SECTION 236426

**ISRAEL PUTNAM ELEMENTARY SCHOOL – CHILLER REPLACEMENT
MERIDEN, CONNECTICUT**

SECTION 260000

GENERAL ELECTRICAL

PART 1 - GENERAL

1.1 RELATED DOCUMENTS:

- A. The General Provisions of the Contract, including General and Supplementary Conditions and Division 1, General Requirements, apply to the work specified in this Section.
- B. Section 260000, General Electrical, shall govern the work under all Sections of Division 26.

1.2 DESCRIPTION:

- A. Work Included: The electrical work shall consist of all labor, equipment and services required to complete, ready for correct operation, all of the work called for by the accompanying drawings and these specifications.
- B. The work shall include, but is not limited to:
 - 1. Demolition.
 - 2. Raceways and Boxes.
 - 3. Branch Circuit Wiring.
 - 4. Wiring Devices.
 - 5. Circuit Breakers.

1.3 SITE CONDITIONS:

- A. Prior to submitting bid, visit the site and identify existing conditions and difficulties that will affect work called for by the Contract Documents.
- B. No compensation will be granted for additional work caused by unfamiliarity with site conditions that are visible or readily construed by experienced observers. Include in the bid amount all demolition work required.
- C. The Contractor shall verify and obtain all necessary dimensions at the site.

1.4 DEFINITIONS:

- A. Furnish: The word "furnish" is used to mean "supply and deliver the referenced item to the project site, ready for unloading, unpacking, assembly, and installation".
- B. Install: The word "install" is used to describe operations at the project site involving the referenced item including the actual "unloading, unpacking, assembly, erection, placing, anchoring, applying, working to dimension, finishing, curing, protecting, cleaning, and similar operations".
- C. Normally Occupied: The words "normally occupied" are used to mean "all rooms within a building except for crawlspaces, underground tunnels, attic spaces, mechanical rooms, telephone rooms, data distribution rooms, and electrical rooms".

**ISRAEL PUTNAM ELEMENTARY SCHOOL – CHILLER REPLACEMENT
MERIDEN, CONNECTICUT**

- D. Or Approved Equal: The words "or approved equal" are used to mean "any product which in the opinion of the Engineer is essentially equal in quality, size, arrangement, appearance, construction, and performance to that product specified or shown on the drawings".
- E. Provide: The word "provide" means "to furnish and install the referenced item, complete and ready for the intended use".
- F. Remove: The word "remove" means "to disconnect from its present position, remove from the project site, and to dispose of in a legal manner".

1.5 QUALITY ASSURANCE:

A. Codes and Standards

- 1. All work under this section shall comply with the applicable requirements of the National Electrical Code, local electrical and other codes, laws, regulations and standards including those of all state authorities. Where references are made in laws codes regulation and standards, these documents, including the latest revisions and amendments in effect as of the date of bid opening, shall form part of these specifications. Upon completion of the work, the contractor shall furnish Certificates of Approval from the local inspection authorities having jurisdiction for approving materials, equipment, installation pertaining to the electrical work as may be required by the local and/or state authority for the issuance of a permanent Certificate of Occupancy. All expenses arising from the procurement of these Certifications shall be paid by the contractor and shall be included in the lump sum contract price.
- 2. Codes enforced at time of bidding include: 2018 Connecticut State Building Code, 2015 IBC, 2018 Connecticut Fire Safety Code, 2017 National Electrical Code, ICC/ANSI A117.1-2009, Accessible and Usable Buildings and Facilities, ADA, and 2015 International Energy Conservation Code (IECC).

B. Submittals

- 1. The contractor shall submit for approval a complete list of materials, fixtures and equipment to be incorporated in the work. The list shall include manufacturer's names and catalog numbers, descriptive data, manufacturer's ratings and application recommendations, cuts, diagrams, performance curves and such other information as may be required by the Owner to judge compliance with the requirements of the contract and suitability to the application. Items on the list shall be clearly identified as to proposed application. Approval of materials and equipment will be based on manufacturer's published ratings. Submittal procedures shall be in accordance with Division 1 of these specifications.
- 2. When directed by the Owner, the contractor shall submit in approved form for record, a Certificate of Compliance with a cited code or standard for the designated materials and equipment; such certificates may be accepted in lieu of samples. Any materials or equipment submitted for approval, which are not in accordance with the specifications requirements may be rejected.
- 3. As part of the coordination work required of the contractor, installation drawings shall be prepared by the contractor as necessary. It is intended that these drawings be used to

**ISRAEL PUTNAM ELEMENTARY SCHOOL – CHILLER REPLACEMENT
MERIDEN, CONNECTICUT**

coordinate the work of the various trades and to clarify details of proposed assembly, erection and installation. Installation drawings shall be prepared when indicated in these specifications or on the electrical drawings, or when directed by the Owner for comment or approval when an installation condition or problem arises which the contractor wishes the Owner to review. All installation drawings submitted for review will be considered and treated as shop drawings and the requirements pertaining to shop drawings shall govern.

C. Equipment alternates, substitutions, and deviations:

1. Wherever more than one manufacturer is mentioned in the specifications or on the drawings, any of those named shall be considered equally acceptable to that on upon which design was based, and providing all aspects of the specification are met insofar as quality, construction, performance, space requirements, noise levels and special accessories or materials, any of those named may be included in Contractor's bid.
2. Bidders wishing to obtain approval on brands other than those specified by name shall submit their request to the Engineer not less than ten (10) business days before the date fixed for opening of bids. Approval by the Engineer will be in the form of an Addendum to the specifications issued to all prospective bidders, indicating that the additional brand or brands are approved as equal to those specified so far as the requirements of the project are concerned.
3. Wherever a single manufacturer is used in the specifications or on the drawings and is followed by the words "or approved equal" the Contractor must use the item named or he may apply for an alternate equipment deviation.
4. Alternate equipment to that specified or shown on the drawings, as proposed to be provided by the contractor, must be essentially equal in quality, size, construction, and performance to that item specified or shown on the drawings.
5. Submittals for alternate equipment shall list all deviations and differences from the specified equipment. Failure to submit this list will result in rejection of the submittal.

Any deviations and differences not listed but discovered after installation shall be rectified as directed by the Engineer at the Contractor's cost.
6. Furnish samples of alternate equipment proposed to be provided when so requested by the Engineer.
7. Where the Contractor proposes to use an item of equipment which differs from that upon which design was based, which requires any redesign of the structure, partitions, foundations, piping, wiring or of any other part of Mechanical, Electrical Layout, all such redesign, new drawings or detailing required shall be prepared by Contractor at his own expense for approval of the Engineer.
8. Where approved substitutions or deviations require a different quantity, size or arrangement of structural supports, wiring, conduit, piping, ductwork, and equipment from that upon which design was based, all additional items required by the systems shall, with the approval of the Engineer, be furnished by Contractor at no additional cost to Owner.

**ISRAEL PUTNAM ELEMENTARY SCHOOL – CHILLER REPLACEMENT
MERIDEN, CONNECTICUT**

- D. Allow sufficient time so that the delivery and installation of equipment will not be delayed as a result of the time required to review, process and transmit submittals, including resubmittals. Failure by the Contractor to transmit submittals to the Engineer in ample time for review and processing shall not entitle him to an extension of the Contract Time and no claim for an extension of time by reason of such default will be allowed.
- E. Submittals, shop drawings, and samples will be reviewed with reasonable promptness and will be stamped indicating appropriate action as follows:
1. “No Exceptions Taken” means that fabrication, manufacture, or construction may proceed providing submittal complies with contract documents.
 2. “Amend as Noted” means that fabrication, manufacture, or construction may proceed, providing the submittal complies with Engineer’s notations and contract documents.
 3. “Resubmit” means that submittal, or equipment proposed to be provided, does not comply fully with the contract documents and that fabrication, manufacture, or construction shall not proceed. Resubmit in accordance with the Engineer’s notations and contract documents.
 4. “Rejected” means that submittal does not comply with contract documents, or that equipment proposed to be provided does not comply with the specified requirements or is not equal or better in quality and performance than that item specified. Fabrication, manufacture, or construction shall not proceed. Resubmit in accordance with the contract documents and specified requirements.
- F. If material or equipment is installed prior to review, or without review, it shall be removed and replaced at no extra charge to the Owner if, in the opinion of the Engineer, the material or equipment is not in compliance with the Contract Documents.
- G. Record Drawings
1. The contractor shall maintain an accurate record of all deviations in work as actually installed from work as indicated. This record shall be kept current and shall be kept available at the site for inspection. Upon completion of the work, and before final payment is authorized, marked prints with signed certifications of accuracy shall be delivered to the engineer.
- H. Manuals
1. The contractor shall furnish to the Owner operating and maintenance instructions for each piece of equipment and each device.
 2. The instructions shall provide detailed descriptions of the operation and maintenance of the equipment or device and shall include manufacturer's literature, detailed wiring diagrams, device internal wiring diagrams, characteristics curves and graphs, data sheets and descriptive literature. The instructions shall be furnished to the Owner 30 days prior to the completion of the building work.

**ISRAEL PUTNAM ELEMENTARY SCHOOL – CHILLER REPLACEMENT
MERIDEN, CONNECTICUT**

I. Product Handling

1. All work, materials and equipment, whether incorporated into the building or not, shall be protected from damage due to moisture, dirt, plaster, concrete, or from carelessness.
2. All material and equipment which is damaged, including installed work, shall be repaired or replaced to the satisfaction of the Owner.
3. After work is complete, all equipment, including switchboards, transformers, panelboards, lighting fixtures and lamps, shall be cleaned of all construction dirt.

1.6 INTENT OF SPECIFICATIONS:

- A. It is the intent of these Specifications each subcontractor or equipment suppliers to furnish all equipment complete with all motors, drives and magnetic starters throughout for all equipment furnished under these specifications. The above shall also apply to any additions to this Contract, either as covered by and Addenda or Change Orders.
- B. The Electrical Contractor shall provide overload and short circuit protection for all motors unless provided by equipment supplier for packaged type equipment.

1.7 GUARANTEE FOR EQUIPMENT AND SYSTEMS:

- A. Refer to Specifications.
- B. The entire Electrical System included under this Section of the Specifications shall be guaranteed by this Contractor against original defects of equipment and workmanship for a period of 12 months from date of acceptance, unless otherwise specified.

1.8 CUTTING AND PATCHING:

- A. Cutting and patching for all electrical work inside building shall be done in accordance with Division 1.

1.9 SLEEVES AND OPENINGS:

- A. This Electrical Contractor shall furnish and install all necessary sleeves and openings as required to permit the installation of the electrical systems.

1.10 ACCESS PANELS:

- A. Provide access panels to make all junction and pull boxes accessible as required by The National Electrical Code.

1.11 PAINTING:

- A. All painting of electrical work will be done in accordance with Division 9 unless otherwise specified.

**ISRAEL PUTNAM ELEMENTARY SCHOOL – CHILLER REPLACEMENT
MERIDEN, CONNECTICUT**

1.12 RUBBISH AND CLEANING:

- A. This Contractor shall be responsible for removal of all rubbish and trash created by the installation of the electrical systems and equipment from the job site. Contractor shall sweep clean all areas.

1.14 INSTRUCTIONS:

- A. The Superintendent of the electrical work for this particular project shall spend all necessary time required to instruct the custodians of the building, together with representatives from the Maintenance Department, in the installation including all special controls and devices installed or connected under this contract.

1.15 POWER SHUTDOWNS:

- A. Any power shutdown required for the completion of the electrical work shall be scheduled with the owner at least ten working days in advance and shall be done at owner's convenience.

1.17 SEISMIC:

- A. Provide seismic restraining devices on all required items of electrical equipment in accordance with ICC Chapter 16. Refer to specification Section 200050 and details on mechanical drawings.

END OF SECTION 260000

**ISRAEL PUTNAM ELEMENTARY SCHOOL – CHILLER REPLACEMENT
MERIDEN, CONNECTICUT**

SECTION 260500

BASIC ELECTRICAL MATERIALS & METHODS

PART 1 - GENERAL

1.1 RELATED DOCUMENTS:

- A. The Bidding Requirements, Contract Forms and Conditions of the Contract, including General Conditions of the Contract for Construction, and Division 1 - General Requirements, apply to the work specified in this Section.
- B. Section 260000, General Electrical, shall also govern the work under this Section.
- C. This Section includes requirements that are binding on other Sections of Division 26.

1.2 SCOPE:

- A. Scope of work consists of installation of materials to be furnished under this Section, and without limiting generality thereof consists of furnishing labor, materials, equipment, hoisting, plant, transportation, rigging, staging, appurtenances, and services necessary and/or incidental to properly complete all electrical work as shown on the drawings, as described in these specifications or as reasonably inferred from either as being required in opinion of the Owner.
- B. Work Included: Provide complete electrical services where shown on the drawings, as specified herein and as needed for a complete and proper installation including but not necessarily limited to:
 - 1. General
 - 2. Conduits & Raceways
 - 3. Identification
 - 4. Wire and Cables
 - 5. Wiring Devices
 - 6. Outlet Boxes, Junction Boxes, Pull Boxes
 - 7. Supporting Devices
 - 8. Disconnect Switches
 - 9. Grounding.
 - 10. Circuit Breakers.

1.3 QUALITY ASSURANCE:

- A. Refer to Section 260000.

1.4 SUBMITTALS:

- A. Shop Drawings: Submit for all items listed in Paragraph 1.2.B.

**ISRAEL PUTNAM ELEMENTARY SCHOOL – CHILLER REPLACEMENT
MERIDEN, CONNECTICUT**

PART 2 - PRODUCTS

2.1 GENERAL:

- A. Provide only materials that are new and of type and quality specified, or approved equal. Where Underwriters' Laboratories, Inc. has established standards for such materials, provide only materials bearing the UL label.
- B. Provide materials and equipment necessary to make installation complete in every detail, and to conform to manufacturers' latest installation instructions, under this contract whether or not specifically shown on drawings or specified herein.

2.2 TEMPORARY FACILITIES:

- A. Refer to the requirements of Division 1 regarding temporary facilities.
- B. Scaffolding and other temporary construction shall be rigidly built in accordance with Local and State requirements. Remove from premises upon completion of work.
- C. Provide temporary construction required for electrical work as directed by the Owner.

2.3 RACEWAYS:

- A. Electrical Metallic Tubing:
 - 1. Shall be manufactured from high grade mild strip steel, shall be hot dipped galvanized, and shall be chromated and lacquered to form additional protective layer. EMT conduit shall conform to UL 797 and ANSI C80.3 and shall be as manufactured by Allied Tube and Conduit, or approved equal.
 - 2. Connectors and couplings shall be galvanized steel set screw type. Provide gland compression type couplings and connectors for exposed work in wet locations.
 - 3. Shall be used for all interior branch circuit wiring.
- B. Flexible Steel Conduit:
 - 1. Shall be manufactured from high grade strip steel and shall be hot dipped in a molten zinc bath. The steel strip shall be formed into interlocking convolutions that are continuously joined, metal to metal, assuring continuous grounding contact. Flexible steel conduit shall be UL listed and shall be as manufactured by AFC Cable Systems, or approved equal.
 - 2. May be used in short lengths where EMT cannot be installed due to interferences and obstacles.
 - 3. Provide for final connections to motor driven equipment or where subject to vibration.
- C. Liquid tight Flexible Steel Conduit:
 - 1. Shall be similar to flexible steel conduit, but with pressure-extruded moisture and oil-proof outer jacket of gray polyvinyl chloride plastic. Liquid tight flexible steel conduit shall be UL listed (UL 360) and shall be as manufactured by AFC Cable Systems, or approved equal.

**ISRAEL PUTNAM ELEMENTARY SCHOOL – CHILLER REPLACEMENT
MERIDEN, CONNECTICUT**

2. Fittings, couplings and connectors shall be hot dipped galvanized and threaded, liquid tight type.
3. Provide where located outdoors or in damp or wet areas for final connections to motor driven equipment or where subject to vibration.

D. Rigid PVC Conduit:

1. Shall be heavy wall schedule 40 PVC for underground work and extra heavy wall schedule 80 PVC for underground work below vehicular traffic areas. Joints and fittings shall be solvent welded all to ASTM standards for underground installation and in accordance with Article 352 of the National Electric Code.
2. Joints shall be made watertight.
3. Furnish conduit system in Carlon, Cantex, or JM Eagle.
4. Flexible PVC conduit (ENT) shall not be used.

2.4 IDENTIFICATION:

- A. Identify all junction boxes and pull boxes installed above ceilings and in unfinished spaces with branch circuit designations. Identification shall be done with black felt tip permanent marker in a neat and readily legible manner.

2.5 SAFETY SWITCHES:

- A. Furnish and install disconnect switches where shown on the drawings.

2.6 CONDUCTORS:

- A. All branch circuit conductors shall be copper rated 600 volts, 90 deg. C., Type XHHW-2.
- B. Grounding electrode conductors and bonding conductors shall be soft drawn copper, ASTM B3 solid bare copper for sizes smaller than #8AWG, ASTM B8 stranded bare copper for sizes #8AWG and larger.
- C. Minimum gauge conductors for power and lighting shall be #12 AWG. Increase to #10 AWG for runs exceeding 75'-0", and #8AWG for runs exceeding 150'-0".
- D. Wire Size #8 AWG and larger shall be stranded. Wire of size smaller than #8 AWG shall be solid.
- E. Wire and cable conductors shall be soft drawn copper with conductivity of not less than 98 percent of ANSI Standard for annealed copper. Aluminum conductors shall not be used.

2.7 OUTLET, JUNCTION AND PULL BOXES:

- A. Provide outlet boxes as required for a complete installation.
- B. Outlet boxes shall be code gauge galvanized steel and shall be of shapes and sizes to suit their respective locations and installations, and shall be provided with covers to suite their function and installation. Outlet boxes shall be equipped with fixture stud or straps where required.

**ISRAEL PUTNAM ELEMENTARY SCHOOL – CHILLER REPLACEMENT
MERIDEN, CONNECTICUT**

- C. The minimum box size for all wall outlet boxes shall be nominal 4” square x 2 1/8” deep (2-gang). Provide larger size outlet boxes, or gangable type boxes where required for the installation.
- D. For exposed work in normally unoccupied (unfinished) areas, provide pressed steel boxes with galvanized or cadmium plated steel covers with rounded corners. Provide cast boxes for work exposed to wet locations and where called for on the drawings.
- E. For above ground pull boxes, provide galvanized code-gauge sheet steel units with screwed on covers, of size and shape required to accommodate wires without crowding, and to suit the location. Provide pull boxes as specified herein, as required for job conditions, and as follows:
 - 1. Indoors: NEMA Type 1.
 - 2. Outdoors or Damp or Wet Locations: NEMA Type 3R.
 - 3. Hosedown and Splashing Water Locations: NEMA Type 4.
- H. Wireways shall be code gauge galvanized steel, manufactured standard sections and fittings, with hinged and/or screw covers, indoors NEMA Type 1/Outdoors NEMA Type 3R. Wireways shall be sized to code conductor fill requirements and shall be provided as required for job conditions.

2.8 WIRING DEVICES:

- A. All devices shall be furnished in Hubbell or approved equal in Pass & Seymour, or Leviton. Devices specified herein are based on Hubbell unless otherwise noted.
- B. Lighting Switches:
 - 1. Toggle Type: Institutional Heavy Duty specification grade, flush mounting, quiet operation AC type with abuse resistant colored nylon toggle operator, heat resistant composition plastic housing, silver cadmium oxide contacts and copper alloy spring contact arm. Rated at 120-277 VAC, capable of full capacity on tungsten or fluorescent lamp load. Designed for side or back wiring with up to No. 10 wire, and with #8 brass terminal screws.

	<u>20 AMP</u>	<u>30 AMP</u>
Single Pole	#HBL1221	#HBL3031
Two Pole	#HBL1222	#HBL3032
Three way	#HBL1223	#HBL3033
Four way	#HBL1224	-

- C. Receptacles:
 - 1. Duplex convenience receptacles shall be heavy duty specification grade, 2 pole, 3 wire grounding, NEMA 5-20R, rated 20AMP at 125 Volts AC.
 - 2. Receptacles shall have a one-piece nickel plated brass wrap around mounting strap with integral ground contacts and ground tension retaining clips, tandem bypass contact, heat resistant thermoplastic rynite base, and high impact thermoplastic polyester face. Receptacles shall be back and side wired, shall have a back wired green ground terminal, automatic ground clip, and threaded bronze square head center rivet assembly. Duplex Receptacle #HBL5362

**ISRAEL PUTNAM ELEMENTARY SCHOOL – CHILLER REPLACEMENT
MERIDEN, CONNECTICUT**

3. Ground Fault Duplex convenience receptacles shall be heavy duty specification grade, 2 pole, 3 wire grounding, NEMA 5-20R, rated 20AMP at 125 volts AC. Receptacles shall have a solid brass wrap around mounting strap with pre-tensioned ground contacts, tandem modified bypass contacts, all glass circuit board with conformal coating for superior moisture immunity, 7 noise filtering capacitors, heat resistant thermoplastic base and high impact nylon face. Receptacles shall be side wired and shall have a green ground terminal. Duplex GFCI Receptacle #GF5362.

D. Cover Plates:

1. Cover plates for flush outlets shall be specification grade non-magnetic Type 302 stainless steel, brushed finish. Where multiple devices are ganged together they shall be mounted under a common cover plate. Provide switch and receptacle combination plates where switches and receptacles are located together. Cover plates shall be furnished in same Manufacturer as devices.

2.9 CIRCUIT BREAKERS:

- A. Provide circuit breakers as noted on the drawings.

2.10 ACCESS PANELS:

- A. Provide access panels for electrical equipment and wiring splices which are not readily accessible. This includes electrical equipment and wiring splices installed above hung ceilings which are not readily removable, within walls, inside chases, or inside dead cavity spaces.
- B. Access panels shall be prime painted steel, with screwdriver lock, shall bear the same fire rating as the wall or ceiling in which they are installed, and shall be of sufficient size for wiring splice access or electrical equipment removal and replacement.

Access panels shall be provided in Milcor manufacture, or approved equal. Provide Milcor Type A in acoustical tile surfaces, Type K for plastered surfaces, and Type M for masonry construction.

2.11 OTHER MATERIALS:

- A. Provide other materials, not specifically described but required for a complete and proper installation, as selected by the contractor subject to the approval of the engineer.

PART 3 - EXECUTION

3.1 GENERAL:

- A. Unless specifically noted or shown otherwise, install all equipment and material specified herein or shown on drawings whether or not specifically itemized herein. PART 3 covers particular installation methods and requirements peculiar to certain items and classes of materials and equipment.

**ISRAEL PUTNAM ELEMENTARY SCHOOL – CHILLER REPLACEMENT
MERIDEN, CONNECTICUT**

- B. Examine the areas and conditions under which work of this Section will be performed. Correct conditions detrimental to timely and proper completion of the work. Do not proceed until satisfactory conditions are corrected.
- C. The electrical drawings are diagrammatic, but are required to be followed as closely as actual construction and work of other trades will permit. Where deviations are required to conform with actual construction and the work of the other trades, make such deviations without additional cost to the Owner.
- D. Data indicated on the drawings and in these specifications are as exact as could be secured, but their absolute accuracy is not warranted. The exact locations, distances, levels and other conditions will be governed by actual construction and the drawings and specifications should be used only for guidance in such regard.
- E. Verify all measurements at the building. No extra compensation will be allowed because of differences between work shown on the drawings and actual measurements at the site of construction.
- F. Do not scale drawings. Scale indicated on drawings is for establishing reference points only. Actual field conditions shall govern all dimensions.
- G. Coordinate:
 - 1. Coordinate as necessary with other trades to assure proper and adequate provisions in the work of those trades for interface with the work of this Section.
 - 2. Coordinate delivery of electrical equipment to project prior to installation. Equipment stored for an extended period of time prior to installation may be subject to rejection by Engineer.
 - 3. Coordinate the installation of electrical items with the schedule for work of other trades to prevent unnecessary delays in the total work.
 - 4. Where electrical items are shown in conflict with locations of structural members and mechanical or other equipment, provide required supports and wiring to clear the encroachment.
 - 5. Prior to roughing, the contractor shall obtain exact fixture and device locations from the Engineer. Outlet and fixture locations shown on the drawings are to be used for general reference only. Roughing of fixtures and outlets shall not proceed until exact locations, heights, and orientations of fixtures and outlets have been agreed upon with the Engineer and Owner.
 - 6. Arrange installation to provide access to equipment for easy maintenance and repair.

3.2 INSTALLATION OF RACEWAYS AND FITTINGS:

- A. Install wire and cable in approved raceways as specified and as approved by authorities having jurisdiction.
- B. All conduits shall be concealed from view above ceilings, in chases, and in walls. Conduits may only be installed exposed to view in mechanical and electrical rooms and where run overhead in rooms without ceilings.

**ISRAEL PUTNAM ELEMENTARY SCHOOL – CHILLER REPLACEMENT
MERIDEN, CONNECTICUT**

- C. Run conduit and cable parallel to or at right angles with lines of the building, to present a neat appearance.
 - 1. Make bends with standard conduit elbows or conduit bent to not less than the same radius.
 - 2. Make bends free from dents and flattening.
- D. Provide code sized conduit unless a larger size is shown on the drawings or specified herein. Minimum size shall be $\frac{3}{4}$ ".
- E. Securely and rigidly support conduit throughout the work with approved conduit clips and hangers all in conformance with code seismic requirements.
 - 1. Do not use mechanics wire for supporting conduit.
 - 2. Do not support conduits on hung ceilings or from mechanical or electrical equipment.
 - 3. Steel supports and racks shall be galvanized steel channel and fittings, unistrut or approved equal.
 - 4. Provide clamps and support rods as required.
 - 5. Steel support rods or support bolts for conduits shall be 1/8 inch diameter for each inch or fraction thereof of diameter of conduit size, but no rod or bolt shall be less than $\frac{1}{4}$ " in diameter.
 - 6. Horizontal and vertical conduit supports shall not be more than 10' apart or more than 1' from any fitting.
- F. Do not install conduit runs exposed on the building exterior.
- G. Maintain at least 3" clearance between conduits and heating pipes when running parallel to these pipes, and at least 1" clearance when running perpendicular to these pipes.
- H. Provide double locknuts on all conduits terminating in sheet metal enclosures.
- I. Provide expansion couplings for rigid metallic and non-metallic conduits where such conduits are subject to thermal expansion and contraction.
- J. Provide full wall steel flexible conduit for all conduit penetrations through fire walls. Full wall steel flexible conduit shall be 3-hour through penetration fire wall rated and shall be as manufactured by AFC Cable Systems, or approved equal.
- K. Provide necessary sleeves and chases where conduits and cables pass through floors, walls, ceilings, and roofs, and provide other necessary openings and spaces, all arranged for in proper time to prevent unnecessary cutting. Perform cutting and patching in accordance with the provisions for the original work.
- L. Provide offsets prior to entrance into outlet boxes and other electrical equipment for proper adjustment to finished building surfaces.
- M. Seal around all conduit and cable penetrations through fire rated walls and ceilings with 3M Brand CP25N/S fire barrier caulking.
- N. Carefully clean and dry all conduit before installation of conductors. Plug conduit ends to exclude dust, moisture, plaster, or mortar while building is under construction. Lubricants or cleaning

**ISRAEL PUTNAM ELEMENTARY SCHOOL – CHILLER REPLACEMENT
MERIDEN, CONNECTICUT**

agents which might have deleterious effect on conductor coverings shall not be used for drawing conductors into raceways.

- O. All wiring shall be installed in electrical metallic tubing unless otherwise specified herein or called for on the drawings.

3.3 SLEEVES:

- A. Provide EMT sleeves for each conduit and cable passing through walls, partitions, and floors.
 - 1. Set pipe sleeves in place before wall, floor, or partition is finished. Seal between sleeves and wall, partition, or floor.
 - 2. Support conduit and cable free from sleeves.
 - 3. Provide sleeves two pipe sizes larger than the conduit or cable passing through, or provide a minimum of 1/2" clearance.
- B. Caulk the space between sleeve and conduit or cable using 3M Brand OP25N/S fire barrier caulking.
- C. Fireproof all penetrations made in fire rated walls or floors with UL approved materials to prevent passage of fire and smoke and maintain original fire rating of floors or walls.
- D. Provide chrome plated escutcheon plates for each sleeve where exposed to view in finished areas.

3.4 CONDUCTOR INSTALLATION:

- A. General:
 - 1. The interior of all conduits shall be cleared of burrs, moisture, dirt and obstructions before wires are pulled.
 - 2. Lubricant for pulling wires shall be inert to cable and conduit, shall not in any way restrict ease of pulling through conduit with passage of time, and shall be special lubricant designed specifically for cable pulling and shall be chemically compatible with cable.

B. Color Coding:

- 1. Consistent phase identification of all conductors shall be maintained as follows:

	<u>120/208V</u>
Phase A	Black
Phase B	Red
Phase C	Blue
Neutral Wire	White

Provide colored plastic tape of specified color code identification for large size conductors available only in black. Wrap tape three complete turns around conductor, at ends and at connections and splices. Provide same color coding for switch legs as corresponding phase conductor.

**ISRAEL PUTNAM ELEMENTARY SCHOOL – CHILLER REPLACEMENT
MERIDEN, CONNECTICUT**

- C. Minimum Conductor Sizes:
1. The minimum branch circuit conductor size shall be #12AWG. Provide #10AWG conductors for branch circuits where the conductor run exceeds 75 feet, and #8AWG conductors where the conductor run exceeds 150 feet.
- D. Provide the number of conductors required for a given branch circuit, or as required for circuitry, whether indicated on the drawings or not.
- E. Neutral Conductors:
1. All branch circuits shall be installed with a separate neutral conductor. Shared neutrals for groups of branch circuits shall not be permitted.
- F. Provide each circuit with a dedicated ground wire. Use #12 minimum size.
- G. Identify conductors passing through pull boxes, junction boxes, and wireways to indicate circuit designation. Identify pull boxes and junction boxes as specified herein.
- H. Branch circuit wiring and arrangement of home runs have been designed for maximum economy consistent with adequate sizing for voltage drops, circuit ampacities and other considerations.
1. Install the wiring with circuits arranged as shown on the drawings, except as otherwise approved in advance by the Engineer.
 2. Do not make changes and rearrange circuits without prior approval.
 3. If more than 3 current carrying conductors are installed in one conduit they shall be derated in accordance with the National Electric Code.
 4. Do not install more than three 30 Amp single phase or four 20 Amp single phase circuits in the same conduit.
- I. Splices and Connections:
1. Makes splices electrically and mechanically secure with pressure-type connectors.
 - a. For wires size #8AWG and smaller, provide solderless, screw-on connectors, “Scotch-Lock” or equal, 600V rating, of size and type to manufacturer’s recommendation, with temperature ratings equal to the conductor insulation.
 - b. Make splices and terminations to conductors #6AWG and larger with corrosion-resistant, high conductivity, pressure indent, hex screw or bolt clamp connectors, with or without tongues, designed specifically for intended service.
 2. Insulate splices with a minimum of two layers of scotch brand No. 33 vinyl-plastic electrical tape where insulation is required.
 3. Tape joints as required with rubber tape 1 ½ times the thickness of the conductor insulation, then cover with the vinyl-plastic electrical tape specified above.

**ISRAEL PUTNAM ELEMENTARY SCHOOL – CHILLER REPLACEMENT
MERIDEN, CONNECTICUT**

4. Provide high conductivity copper alloy bolt-on lugs with pressure plate and socket set screw or hex head screw to attach wire and cable to disconnect switches, transformers, and other electrical equipment as required.

3.5 OUTLET BOXES:

- A. All outlet boxes in finished areas shall be concealed from view above hung ceilings or recessed (flush) in walls and floors. Outlet boxes may only be exposed to view or surface mount type in mechanical and electrical rooms, or for feeding items overhead in rooms without ceilings.
- C. Install outlet boxes at uniform heights and straight and true with reference to walls, floors, ceilings and casework.
- D. Provide knockout plugs in boxes with unused openings.
- E. Secure all outlet boxes to building structure with metal straps, rods, or bolts independently of entering conduits or cables.
- F. Provide bar hanger outlets in hollow framed partitions with bar hanger secured to partition studs with self-threading screws, or drill through hangers with Caddy or equal clips.
- G. Provide horizontal separation for outlet boxes mounted on opposite sides of common wall. Back to back or thru-wall boxes will not be permitted.

3.6 PULL BOXES AND JUNCTION BOXES:

- A. Provide pull boxes and junction boxes where shown on the plans and where required to facilitate proper pulling of wires and cables. Install pull boxes or pull fittings no less than one every 100 ft. of straight horizontal conduit run, or three 90 degree bends, unless otherwise noted.

3.7 WIRING DEVICES:

- A. Wherever possible install switches directly adjacent to the strike side of door. Check drawings for door swing.
- B. Device mounting heights indicated below are general. Refer to drawings for special cases. Mounting heights are to centerline of device whether shown on plans or indicated below.

Receptacles	1'-6" AFF
Switches	4'-0" AFF

- C. Where receptacles and outlets are shown over counters, refer to drawings for mounting heights.
- D. Install receptacles vertically with grounding posts at top of device, except locate grounding post to left for horizontal mounting.

3.8 WIRING DEVICE PLATES:

- A. Set plates so that all edges are in contact with mounting surface. Provide common device plate for multi-device locations.

**ISRAEL PUTNAM ELEMENTARY SCHOOL – CHILLER REPLACEMENT
MERIDEN, CONNECTICUT**

- B. Provide electric outlet and switch sealers for all receptacles, switches and technology outlets installed at exterior walls.
- C. Align all wall plate screws with screw slots aligned in the vertical position.

3.9 MOTOR POWER AND CONTROL WIRING:

- A. Contractor shall provide and be responsible for the complete power wiring of all motors and motorized equipment.
- B. Furnish proper overload and short circuit protection for all new motors. Provide a combination thermal overload and disconnect for switch all equipment using fractional horsepower motors.
- C. Check electrical connections and sizing of motor circuit protection and prevent damage to motor and equipment from incorrect direction of rotation.
- D. Provide mounting for motor and equipment disconnect switches adjacent to motor and supported independent of motor.
- E. Connections to miscellaneous building equipment:
 - 1. Wire to and connect to, all items of building equipment not specifically described in this Section but to which electrical power is required.
 - 2. Coordinate as necessary with other trades and suppliers to verify types, numbers and locations of equipment.

3.10 GROUNDING SYSTEM:

- A. Provide a complete grounding system which will thoroughly ground the non-current carrying metal parts of every piece of installed equipment, as described herein and as indicated on the drawings.
- B. System shall be mechanically and electrically connected to provide an independent return path to the grounding sources.
- C. Each grounding conductor shall have a minimum capacity of 25 percent of the rated capacity of the equipment it grounds, unless otherwise indicated.
- D. The minimum size of grounding conductors shall be No. 12 AWG copper. Insulation color of grounding conductors shall be green.
- E. Provide a separate green ground conductor for each branch circuit.

3.11 SPECIAL REQUIREMENTS:

- A. Wiring shall be bundle tied where passing through pull boxes, wireways, and panelboards in neat and orderly manner with plastic cable ties. Cable ties shall be Ty-Raps as manufactured by Thomas & Betts, or equal.

**ISRAEL PUTNAM ELEMENTARY SCHOOL – CHILLER REPLACEMENT
MERIDEN, CONNECTICUT**

- B. Provide miscellaneous hardware and support accessories, including support rods, nuts, bolts, screws, and other such items, with galvanized or cadmium plated finish, or other approved rust inhibiting coatings.
- C. Unload electrical equipment and materials delivered to site. Pay cost for rigging, hoisting, lowering and moving electrical equipment on site, in building or on roof. During construction provide additional protection against moisture, dust accumulation and physical damage of electrical equipment. Provide temporary heaters within units, as approved to evaporate excessive moisture and provide ventilation as required.

3.12 TESTING AND INSPECTION:

- A. Provide personnel and equipment, make required tests, and secure required approvals from the Engineer and governmental agencies having jurisdiction.
- B. When material and/or workmanship is found to not comply with the specified requirements, within three days after receipt of notice of such non-compliance remove the non-complying items from the job site and replace them with items complying with the specified requirements, all at no additional cost to the Owner.
- C. Perform all required adjustments and settings. Verify and correct deficiencies as necessary including voltages, tap settings, trip settings and phasing of equipment from distribution system to point of use.
- D. Provide all necessary testing equipment.
- E. In the Owner's Presence:
 - 1. Test all parts of the electrical system and prove that all such items provided under this Section function electrically in the required manner.

3.13 PROJECT COMPLETION:

- A. Upon completion of the work of this Section, thoroughly clean all exposed portions of the electrical installation, removing all traces of soil, labels, grease, oil and other foreign material, and using only the type cleaner recommended by the manufacturer of the item being cleaned.
- B. Equipment with damage to painted finish shall be repaired to satisfaction of the Engineer.
- C. On the first day the facility is in operation, for at least eight hours, at a time directed by the Engineer, provide a qualified foreman and crew to perform such electrical work as may be required by the Engineer.
- E. Thoroughly indoctrinate the Owner's operation and maintenance personnel in the contents of the operations and maintenance manual required to be submitted under these Specifications.

3.14 EQUIPMENT SPECIFIED:

- A. Contractor shall furnish equipment or systems in manufacturers specified or named herein or on the drawings. No other manufacturers shall be considered.

END OF SECTION 260500

**ISRAEL PUTNAM ELEMENTARY SCHOOL – CHILLER REPLACEMENT
MERIDEN, CONNECTICUT**

SECTION 262923 VARIABLE FREQUENCY DRIVES FOR HVAC APPLICATION

PART 1 - GENERAL

1.1 RELATED DOCUMENTS:

- A. The General Provisions of the Contract, including General and Supplementary Conditions and General Requirements, apply to the work specified in this Section.
- B. The General Requirements in Section 200050 shall also govern the work under this section.

1.2 DESCRIPTION

- A. This specification is to cover a complete Variable Frequency motor Drive (VFD) consisting of a pulse width modulated (PWM) inverter designed for use on a standard NEMA Design B induction motor.
- B. The drive manufacturer shall supply the drive and all necessary controls as herein specified. The manufacturer shall have been engaged in the production of this type of equipment for a minimum of twenty years. All VFDs installed on this project shall be from the same manufacturer.

1.3 QUALITY ASSURANCE

- A. Referenced Standards:
 - 1. Institute of Electrical and Electronic Engineers (IEEE)
 - a) Standard 519-1992, IEEE Guide for Harmonic Content and Control.
 - 2. Underwriters laboratories
 - a) UL508C
 - 3. National Electrical Manufacturer's Association (NEMA)
 - a) ICS 7.0, AC Adjustable Speed Drives
 - 4. IEC 16800 Parts 1 and 2
- B. Qualifications:
 - 1. VFDs and options shall be UL listed as a complete assembly. VFDs that require the customer to supply external fuses for the VFD to be UL listed are not acceptable. VFDs with requiring additional branch circuit protection are not acceptable. The base VFD shall be UL listed for 100 KAIC without the need for input fusing.
 - 2. CE Mark – The VFD shall conform to the European Union ElectroMagnetic Compatibility directive, a requirement for CE marking. The VFD shall meet product standard EN 61800-3 for the First Environment restricted level.
 - 3. Acceptable Manufactures:
 - a) ABB ACH550 Series

1.4 SUBMITTALS

- A. Submittals shall include the following information:
 - 1. Outline dimensions, conduit entry locations and weight.
 - 2. Customer connection and power wiring diagrams.

**ISRAEL PUTNAM ELEMENTARY SCHOOL – CHILLER REPLACEMENT
MERIDEN, CONNECTICUT**

3. Complete technical product description include a complete list of options provided. Any portions of the specifications not complied with must be clearly indicated or the supplier and contractor shall be liable to provide all components required to meet the specification.
4. Compliance to IEEE 519 – harmonic analysis for particular jobsite including total harmonic voltage distortion and total harmonic current distortion (TDD).
 - a) The VFD manufacturer shall provide calculations; specific to the installation, showing total harmonic voltage distortion is less than 5%. Input filters shall be sized and provided as required by the VFD manufacturer to ensure compliance with the IEEE electrical system standard 519. All VFDs shall include a minimum of 5% equivalent impedance reactors, no exceptions.

PART 2 – PRODUCTS

2.01 VARIABLE FREQUENCY DRIVES

- A. The VFD package as specified herein shall be enclosed in a UL Listed Type enclosure, (NEMA rated enclosures are not acceptable) completely assembled and tested by the manufacturer in an ISO9001 facility. The VFD tolerated voltage window shall allow the VFD to operate from a line of +30% nominal, and -35% nominal voltage as a minimum.
 1. Environmental operating conditions: 0 – 40⁰ C continuous. Altitude 0 to 3300 feet above sea level, up to 95% humidity, non-condensing. All circuit boards shall have conformal coating.
 2. Enclosure shall be rated UL type 1 and shall be UL listed as a plenum rated VFD.
- B. All VFDs shall have the following features:
 1. All VFDs shall have the same customer interface, including digital display, and keypad, regardless of horsepower rating. The keypad shall be removable, capable of remote mounting and allow for uploading and downloading of parameter settings as an aid for start-up of multiple VFDs.
 2. The keypad shall include Hand-Off-Auto selections and manual speed control. There shall be fault reset and “Help” buttons on the keypad. The Help button shall include “on-line” assistance for programming and troubleshooting.
 3. There shall be a built-in time clock in the VFD keypad. The clock shall have a battery back up with 10 years minimum life span. The clock shall be used to date and time stamp faults and record operating parameters at the time of fault. If the battery fails, the VFD shall automatically revert to hours of operation since initial power up. The clock shall also be programmable to control start/stop functions, constant speeds, PID parameter sets and output relays. The VFD shall have a digital input that allows an override to the time clock (when in the off mode) for a programmable time frame. There shall be four (4) separate, independent timer functions that have both weekday and weekend settings. Capacitor backup is not acceptable.
 4. The VFD shall be capable of starting into a coasting load (forward or reverse) up to full speed and accelerate or decelerate to setpoint without safety tripping or component damage (flying start).

**ISRAEL PUTNAM ELEMENTARY SCHOOL – CHILLER REPLACEMENT
MERIDEN, CONNECTICUT**

5. The overload rating of the drive shall be 110% of its normal duty current rating for 1 minute every 10 minutes, 130% overload for 2 seconds. The minimum FLA rating shall meet or exceed the values in the NEC/UL table 430-150 for 4-pole motors.
 6. The VFD shall have 5% equivalent impedance internal reactors to reduce the harmonics to the power line and to add protection from AC line transients. The 5% equivalent impedance may be from dual (positive and negative DC bus) reactors, or 5% AC line reactors. VFDs with only one DC reactor shall add an AC line reactor.
 7. The VFD shall include a coordinated AC transient protection system consisting of 4-120 joule rated MOV's (phase to phase and phase to ground), a capacitor clamp, and 5% equivalent impedance internal reactors.
 8. The VFD shall provide a programmable proof of flow Form-C relay output (broken belt / broken coupling). The drive shall be programmable to signal this condition via a keypad warning, relay output and/or over the serial communications bus. Relay outputs shall include programmable time delays that will allow for drive acceleration from zero speed without signaling a false underload condition.
- D. All VFDs to have the following adjustments:
1. Three (3) programmable critical frequency lockout ranges to prevent the VFD from operating the load continuously at an unstable speed.
 2. Two (2) PID Setpoint controllers shall be standard in the drive, allowing pressure or flow signals to be connected to the VFD, using the microprocessor in the VFD for the closed loop control. The VFD shall have 250 ma of 24 VDC auxiliary power and be capable of loop powering a transmitter supplied by others. There shall be two parameter sets for the first PID that allow the sets to be switched via a digital input, serial communications or from the keypad for night setback, summer/winter setpoints, etc. There shall be an independent, second PID loop that can utilize the second analog input and modulate one of the analog outputs to maintain setpoint of an independent process (ie. valves, dampers, etc.). All setpoints, process variables, etc. to be accessible from the serial communication network.
 3. Two (2) programmable analog inputs shall accept current or voltage signals.
 4. Two (2) programmable analog outputs (0-20ma or 4-20 ma). The outputs may be programmed to output proportional to Frequency, Motor Speed, Output Voltage, Output Current, Motor Torque, Motor Power (kW), DC Bus voltage, Active Reference, and other data.
 5. Six (6) programmable digital inputs.
 6. Three (3) programmable digital Form-C relay outputs. The relays shall include programmable on and off delay times and adjustable hysteresis. The relays shall be rated for maximum switching current 8 amps at 24 VDC and 0.4 A at 250 VAC; Maximum voltage 300 VDC and 250 VAC; continuous current rating 2 amps RMS. Outputs shall be true Form-C type contacts; open collector outputs are not acceptable.
 7. Run permissive circuit - There shall be a run permissive circuit for damper or valve control. Regardless of the source of a run command (keypad, time-clock control, or serial communications) the VFD shall provide a dry contact closure that will signal the damper to open (VFD motor does not operate). When the damper is fully open, a normally open dry contact (end-switch) shall close. The closed end-switch is wired to a VFD digital input and allows motor

**ISRAEL PUTNAM ELEMENTARY SCHOOL – CHILLER REPLACEMENT
MERIDEN, CONNECTICUT**

- operation. Two separate safety interlock inputs shall be provided. When either safety is opened, the motor shall be commanded to coast to stop, and the damper shall be commanded to close.
8. Two independently adjustable accel and decel ramps with 1 – 1800 seconds adjustable time ramps.
 9. The VFD shall include a motor flux optimization circuit that will automatically reduce applied motor voltage to the motor to optimize energy consumption and audible motor noise.
 10. The VFD shall include a carrier frequency control circuit that reduces the carrier frequency based on actual VFD temperature that allows higher carrier frequency without derating the VFD or operating at high carrier frequency only at low speeds.
 11. The VFD shall include password protection against parameter changes.
- E. The Keypad shall include a backlit LCD display. The display shall be in complete English words for programming and fault diagnostics (LED and alpha-numeric codes are not acceptable). All VFD faults shall be displayed in English words.
- F. All applicable operating values shall be capable of being displayed in engineering (user) units. A minimum of three operating values from the list below shall be capable of being displayed at all times. The display shall be in complete English words (alpha-numeric codes are not acceptable):
- Output Frequency
 - Motor Speed (RPM, %, or Engineering units)
 - Motor Current
 - Drive Temperature
 - DC Bus Voltage
 - Output Voltage
- G. The VFD shall include a fireman’s override input. Upon receipt of a contact closure from the fireman’s control station, the VFD shall operate in one of two modes: 1) Operate at a programmed predetermined fixed speed or operate in a specific fireman’s override PID algorithm that automatically adjusts motor speed based on override set point and feedback . The mode shall override all other inputs (analog/digital, serial communication, and all keypad commands), except customer defined safety run interlock, and force the motor to run in one of the two modes above. “Override Mode” shall be displayed on the keypad. Upon removal of the override signal, the VFD shall resume normal operation.
- H. Serial Communications
1. The VFD shall have an RS-485 port as standard. The standard protocols shall be Modbus, BACnet, Johnson Controls N2 bus, and Siemens Building Technologies FLN. Each individual drive shall have the protocol in the base VFD. The use of third party gateways and multiplexers is not acceptable. All protocols shall be “certified” by the governing authority (i.e. BTL Listing for BACnet). Use of non-certified protocols is not allowed.
 2. The BACnet connection shall be an RS485, MS/TP interface operating at 9.6, 19.2, 38.4, or 76.8 Kbps. The connection shall be tested by the BACnet Testing Labs (BTL) and be BTL Listed. The BACnet interface shall conform

**ISRAEL PUTNAM ELEMENTARY SCHOOL – CHILLER REPLACEMENT
MERIDEN, CONNECTICUT**

- to the BACnet standard device type of an Applications Specific Controller (B-ASC). The interface shall support all BIBBs defined by the BACnet standard profile for a B-ASC including, but not limited to:
- a. Data Sharing – Read Property – B.
 - b. Data Sharing – Write Property – B.
 - c. Device Management – Dynamic Device Binding (Who-Is; I-AM).
 - d. Device Management – Dynamic Object Binding (Who-Has; I-Have).
 - e. Device Management – Communication Control – B.
3. Serial communication capabilities shall include, but not be limited to; run-stop control, speed set adjustment, proportional/integral/derivative PID control adjustments, current limit, accel/decel time adjustments, and lock and unlock the keypad. The drive shall have the capability of allowing the DDC to monitor feedback such as process variable feedback, output speed / frequency, current (in amps), % torque, power (kW), kilowatt hours (resettable), operating hours (resettable), and drive temperature. The DDC shall also be capable of monitoring the VFD relay output status, digital input status, and all analog input and analog output values. All diagnostic warning and fault information shall be transmitted over the serial communications bus. Remote VFD fault reset shall be possible.
- I. EMI / RFI filters. All VFDs shall include EMI/RFI filters. The VFD shall comply with standard EN 61800-3 for the First Environment, restricted level with up to 100' of motor cables. No Exceptions. Certified test lab test reports shall be provided with the submittals.
- J. All VFDs through 60HP shall be protected from input and output power miswiring. The VFD shall sense this condition and display an alarm on the keypad. The VFD shall not be damaged by this condition.
- K. OPTIONAL FEATURES – Optional features to be furnished and mounted by the drive manufacturer. All optional features shall be UL Listed by the drive manufacturer as a complete assembly and carry a UL508 label. The bypass enclosure door and VFD enclosure must be interlocked such that input power is turned off before either enclosure can be opened. The VFD and Bypass as a package shall have a UL listed short circuit rating of 100,000 amps and shall be indicated on the data label.
1. A complete factory wired and tested bypass system consisting of an output contactor and bypass contactor, service (isolation) switch and VFD input fuses are required. Bypass designs, which have no VFD only fuses, or that incorporate fuses common to both the VFD and the bypass will not be accepted
 2. Door interlocked padlockable circuit breaker that will disconnect all input power from the drive and all internally mounted options.
- L. The following operators shall be provided:
- a. Bypass Hand-Off-Auto
 - b. Drive mode selector and light
 - c. Bypass mode selector and light
 - d. Bypass fault reset

**ISRAEL PUTNAM ELEMENTARY SCHOOL – CHILLER REPLACEMENT
MERIDEN, CONNECTICUT**

- e. Bypass LDC display, 2 lines, for programming and status / fault / warning indications
1. Motor protection from single phase power conditions - The Bypass system must be able to detect a single phase input power condition while running in bypass, disengage the motor in a controlled fashion, and give a single phase input power indication. Bypass systems not incorporating single phase protection in Bypass mode are not acceptable.
 2. The system (VFD and Bypass) tolerated voltage window shall allow the system to operate from a line of +30%, -35% nominal voltage as a minimum. The system shall incorporate circuitry that will allow the drive or bypass contactor to remain “sealed in” over this voltage tolerance at a minimum.
 3. The Bypass system shall NOT depend on the VFD for bypass operation. The bypass shall be completely functional in both Hand and Automatic modes even if the VFD has been removed from the enclosure for repair / replacement.
 4. Serial communications – the bypass and VFD shall be capable of being monitored and or controlled via serial communications. Provide communications protocols for ModBus; Johnson Controls N2; Siemens Building Technologies FLN (P1) and BACnet in the bypass controller.
 5. BACnet Serial communication bypass capabilities shall include, but not be limited to; bypass run-stop control; the ability to force the unit to bypass; and the ability to lock and unlock the keypad. The bypass shall have the capability of allowing the DDC to monitor feedback such as, bypass current (in amps), bypass kilowatt hours (resettable), bypass operating hours (resettable), and bypass logic board temperature. The DDC shall also be capable of monitoring the bypass relays output status, and all digital input status. All bypass diagnostic warning and fault information shall be transmitted over the serial communications bus. Remote bypass fault reset shall be possible. The following additional bypass status indications and settings shall be transmitted over the serial communications bus – keypad “Hand” or “Auto” selected, and bypass selected. The DDC system shall also be able to monitor if the motor is running under load in both VFD and bypass (proof of flow) in the VFD mode over serial communications or Form-C relay output. A minimum of 40 field parameters shall be capable of being monitored in the bypass mode.
 6. Run permissive circuit - there shall be a run permissive circuit for damper or valve control. Regardless of the source of a run command (keypad, time-clock control, or serial communications) the VFD and bypass shall provide a dry contact closure that will signal the damper to open (VFD motor does not operate). When the damper is fully open, a normally open dry contact (end-switch) shall close. The closed end-switch is wired to a VFD system input and allows motor operation. Two separate safety interlock inputs shall be provided. When either safety is opened, the motor shall be commanded to coast to stop, and the damper shall be commanded to close.
 7. The bypass control shall monitor the status of the VFD and bypass contactors and indicate when there is a welded contactor contact or open contactor coil. This failed contactor operation shall be indicated on the Bypass LCD display as well as over the serial communications protocol.
 8. The bypass control shall include a programmable time delay for bypass start and keypad indication that this time delay is in process. This will allow

**ISRAEL PUTNAM ELEMENTARY SCHOOL – CHILLER REPLACEMENT
MERIDEN, CONNECTICUT**

- VAV boxes to be driven open before the motor operates at full speed in the bypass mode. The time delay shall be field programmable from 0 – 120 seconds.
9. The bypass control shall be programmable for manual or automatic transfer to bypass. The user shall be able to select via keypad programming which drive faults will generate an automatic transfer to bypass and which faults require a manual transfer to bypass.
 10. There shall be an adjustable motor current sensing circuit for the bypass and VFD mode to provide proof of flow indication. The condition shall be indicated on the keypad display, transmitted over the building automation protocol and on a relay output contact closure.
 11. The bypass controller shall have six programmable digital inputs, and five programmable Form-C relay outputs.
 12. The relay outputs from the bypass shall be programmable for any of the following indications.
 - a. System started
 - b. System running
 - c. Bypass override enabled
 - d. Drive fault
 - e. Bypass fault
 - f. Bypass H-O-A position
 - g. Motor proof of flow (broken belt)
 - h. Overload
 - i. Bypass selected
 - j. Bypass run
 - k. System started (damper opening)
 - l. Bypass alarm
 - m. Over temperature
 13. The digital inputs for the system shall accept 24VAC or 24VDC. The bypass shall incorporate internally sourced power supply and not require an external control power source. The bypass power board shall supply 250 ma of 24 VDC for use by others to power external devices.
 14. Customer Interlock Terminal Strip – provide a separate terminal strip for connection of freeze, fire, smoke contacts, and external start command. All external safety interlocks shall remain fully functional whether the system is in VFD or Bypass mode. The remote start/stop contact shall operate in VFD and bypass modes. The terminal strip shall allow for independent connection of up to four (4) unique safety inputs.
 15. The user shall be able to select the text to be displayed on the keypad when the safety opens. Example text display indications include “Firestat”, “Freezestat”, “Over pressure” and “Low pressure”. The user shall also be able to determine which of the four (4) safety contacts is open over the serial communications connection.
 16. Class 10, 20, or 30 (selectable) electronic motor overload protection shall be included.

**ISRAEL PUTNAM ELEMENTARY SCHOOL – CHILLER REPLACEMENT
MERIDEN, CONNECTICUT**

PART 3 – EXECUTION

3.1 INSTALLATION

- A. Installation shall be the responsibility of the mechanical contractor. The contractor shall install the drive in accordance with the requirements of the VFD manufacturer's installation manual.

3.2 START-UP

- A. Certified factory start-up shall be provided for each drive by a factory certified service center. A certified start-up form shall be filled out for each drive with a copy provided to the Meriden Public Schools, and a copy kept on file at the manufacturer.

3.3 PRODUCT SUPPORT

- A. Factory trained application engineering and service personnel that are thoroughly familiar with the VFD products offered shall be locally available at both the specifying and installation locations. A toll free 24/365 technical support line shall be available.
- B. A computer based training CD or 8-hour professionally generated video (VCR format) shall be provided to the Meriden Public Schools at the time of project closeout. The training shall include installation, programming and operation of the VFD, bypass and serial communication.

3.4 WARRANTY

- A. Warranty shall be 24 months from the date of certified start-up, not to exceed 30 months from the date of shipment. The warranty shall include all parts, labor, travel time and expenses.

END OF SECTION 262923

LIST OF DRAWINGS

COVER	
M1.1	MECHANICAL DEMOLITION AND NEW WORK PART PLANS
M1.2	MECHANICAL SCHEDULES, DETAILS AND SCHEMATIC PIPING DIAGRAMS
E1.1	ELECTRICAL DEMOLITION AND NEW WORK PART PLANS



ISRAEL PUTNAM ELEMENTARY SCHOOL



ISRAEL PUTNAM Elementary School
Home of the Patriots

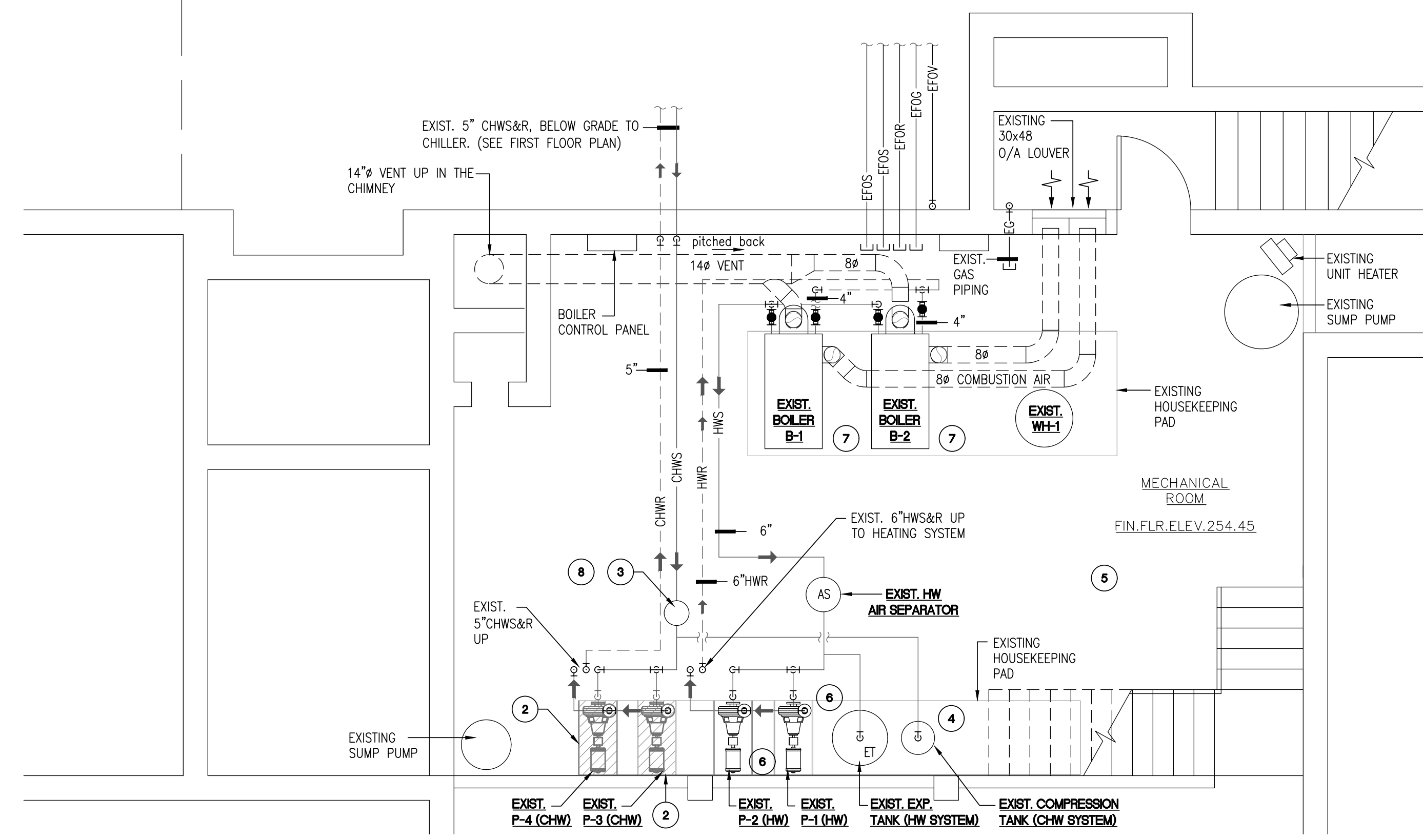
133 PARKER AVENUE
MERIDEN, CONNECTICUT 06450

CHILLER REPLACEMENT

M/E/P ENGINEER
BEMIS ASSOCIATES LLC

185 MAIN STREET
FARMINGTON, CONNECTICUT

Phone: 860-667-3233
Fax: 860-321-7070



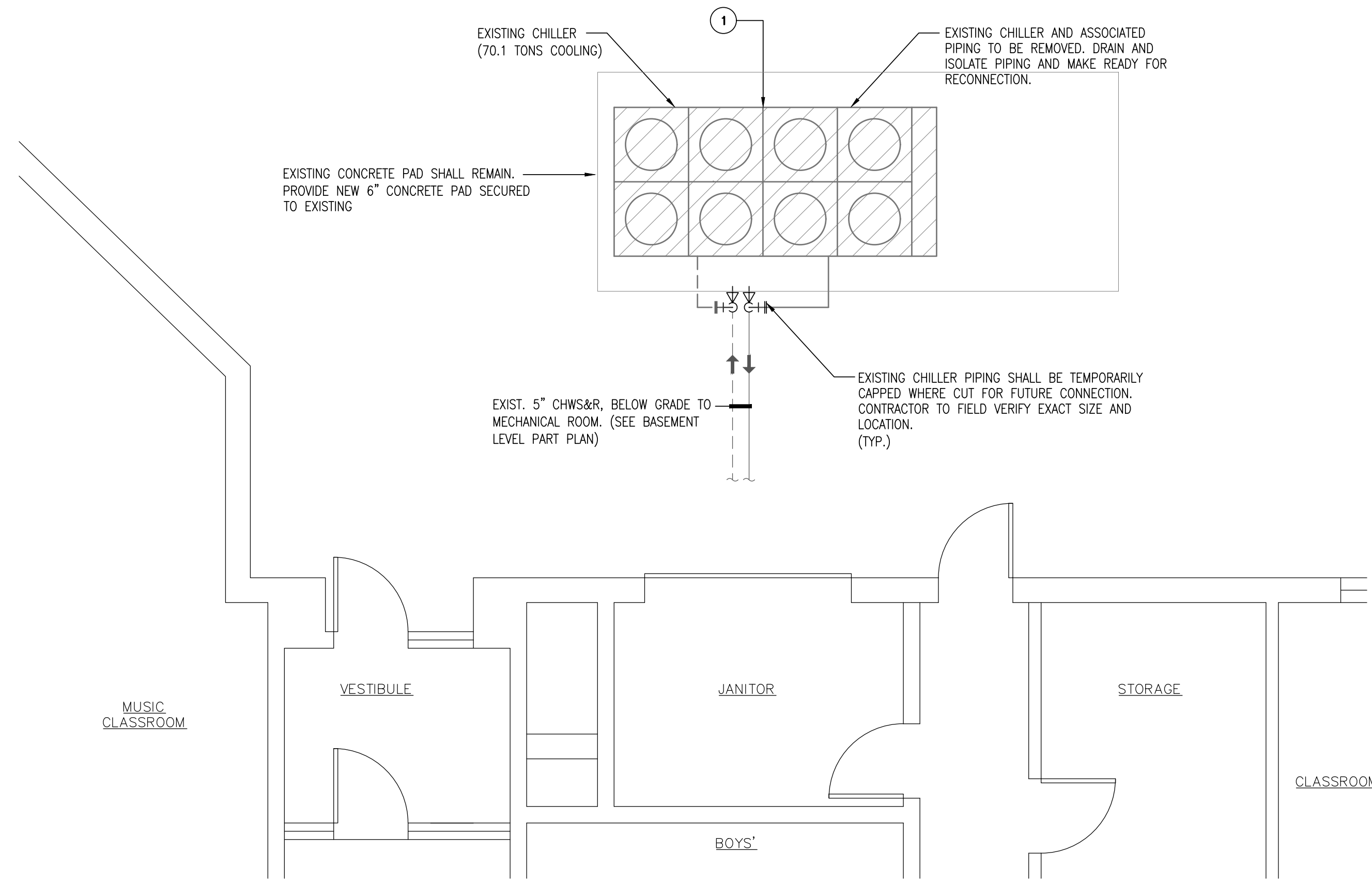
BASEMENT LEVEL – MECHANICAL ROOM PART PLAN – MECHANICAL DEMOLITION
SCALE: 1/4"=1'-0"

- GENERAL DEMOLITION NOTES**
- 1 - THE CONTRACTOR SHALL BE RESPONSIBLE FOR THE LOCATION AND PROTECTION OF ALL EXISTING UTILITY LINES INCLUDING ELECTRICAL, SEWER, WATER, GAS, TELEPHONE, ETC. THE DRAWINGS SHOW DIAGRAMMATICALLY THE APPROXIMATE LOCATION OF UTILITIES WHERE INFORMATION IS AVAILABLE, BUT THE DRAWINGS ARE NOT EXACT AS TO THE QUANTITY, EXTENT OR LOCATION. THE CONTRACTOR SHALL EXERCISE EXTREME CAUTION DURING ALL PHASES OF THE WORK TO LOCATE, IDENTIFY, AND PROTECT EXISTING UTILITIES. THE CONTRACTOR SHALL RECORD LOCATION OF AND REPAIR DAMAGE TO EXISTING UTILITIES WHICH ARE ENCOUNTERED AS A RESULT OF WORK UNDER THIS CONTRACT.
 - 2 - COORDINATE ALL DEMOLITION WORK WITH THE REQUIREMENTS OF THE NEW SCOPE OF WORK.

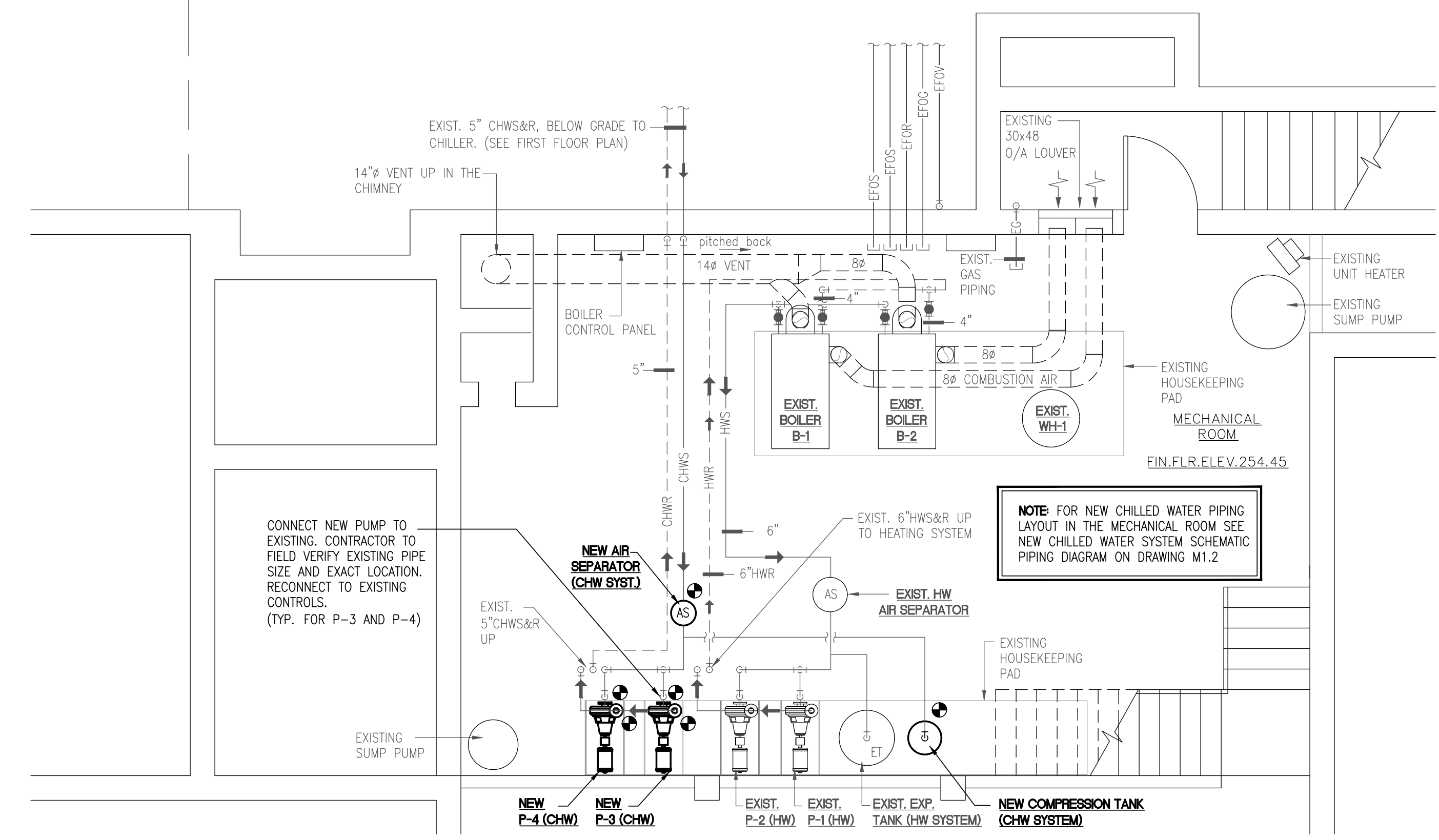
- MECHANICAL DEMOLITION WORK NOTES**
- 1 - PRIOR TO SUBMITTING BID, VISIT THE SITE AND IDENTIFY EXISTING CONDITIONS AND DIFFICULTIES THAT WILL AFFECT WORK TO BE PERFORMED. NO COMPENSATION WILL BE GRANTED FOR ADDITIONAL WORK CAUSED BY UNFAMILIARITY WITH SITE CONDITIONS THAT ARE VISIBLE OR READILY CONSTRUED BY EXPERIENCED OBSERVERS INCLUDE IN THE BID ALL DEMOLITION WORK REQUIRED.
 - 2 - THE DEMOLITION DRAWINGS ARE INTENDED ONLY TO DEFINE THE GENERAL SCOPE OF DEMOLITION WORK AND TO ASSIST THE CONTRACTOR DURING BIDDING. THE DEMOLITION DRAWINGS MAY NOT SHOW EVERY ITEM WHICH MUST BE DISCONNECTED, REMOVED, OR RELOCATED IN ORDER TO FACILITATE NEW WORK. THE CONTRACTOR SHALL BE RESPONSIBLE FOR ALL DEMOLITION WORK REQUIRED WHETHER OR NOT SHOWN ON THE PLANS.
 - 3 - COORDINATE AND SCHEDULE ALL WORK WITH THE OWNER TO MINIMIZE INCONVENIENCE TO THE BUILDING OCCUPANTS. ALL SERVICES AND SYSTEMS SERVING OCCUPIED AREAS OF THE BUILDING SHALL BE MAINTAINED IN OPERATION DURING WORKING SHIFTS.
 - 4 - CONTRACTOR IS RESPONSIBLE FOR ANY TEMPORARY WORK REQUIRED TO KEEP THE BUILDING OCCUPIED DURING CONSTRUCTION.
 - 5 - REMOVE AND/OR RELOCATE ALL EXISTING MECHANICAL WORK AS NECESSARY FOR THE PERFORMANCE OF THE WORK OF THIS CONTRACT.
 - 6 - REMOVE ALL DEMOLITION MATERIAL FROM THE JOB SITE UNLESS NOTED DIFFERENTLY.
 - 7 - CONTRACTOR SHALL FIELD VERIFY LOCATION AND SIZE OF EXISTING CHILLED WATER SUPPLY AND RETURN PIPING.
 - 8 - CONTRACTOR SHALL MEASURE AND RECORD EXISTING PUMP FLOW AND HEAD PRIOR TO ANY DEMOLITION.

- MECHANICAL DEMOLITION WORK SYMBOLS -

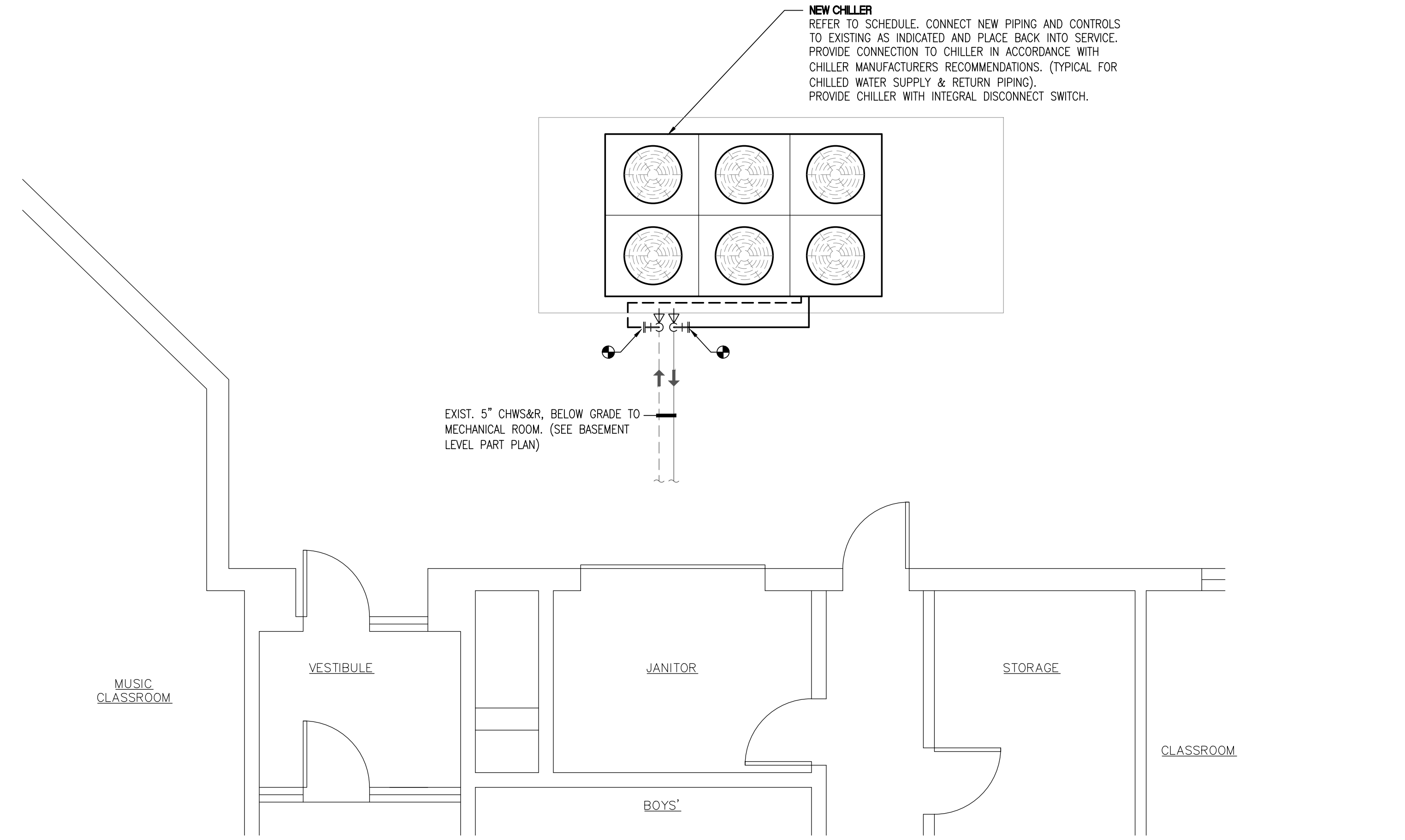
TAG	ACTION
①	EXISTING CHILLER WITH ASSOCIATED PIPING, VALVES AND ACCESSORIES SHALL BE REMOVED. CAP CHILLED WATER SUPPLY AND RETURN PIPING FOR FUTURE CONNECTION. EXISTING CONCRETE PAD SHALL REMAIN
②	EXISTING CHILLED WATER PUMPS AND ASSOCIATED PIPING SHALL BE REMOVED. CAP CHILLED WATER SUPPLY AND RETURN PIPING FOR FUTURE CONNECTION. EXISTING CONCRETE PAD SHALL REMAIN
③	EXISTING CHILLED WATER SYSTEM AIR SEPARATOR SHALL BE REMOVED AND REPLACED IN KIND.
④	EXISTING CHILLED WATER SYSTEM COMPRESSION TANK SHALL BE REMOVED AND REPLACED IN KIND.
⑤	PROVIDE PVC COLOR CODED PIPE AND FITTING JACKET FOR ALL NEW AND EXISTING PIPES IN THE MECHANICAL ROOM
⑥	EXISTING HOT WATER CIRCULATING PUMPS SHALL REMAIN.
⑦	EXISTING BOILERS SHALL REMAIN.
⑧	EXISTING BACKFLOW PREVENTER SHALL BE RELOCATED TO 5'-0" AFF. PROVIDE NEW INSULATED PIPE AS REQUIRED



1st FLOOR LEVEL PART PLAN – MECHANICAL DEMOLITION
SCALE: 1/4"=1'-0"



BASEMENT LEVEL – MECHANICAL ROOM PART PLAN – MECHANICAL NEW WORK
SCALE: 1/4"=1'-0"

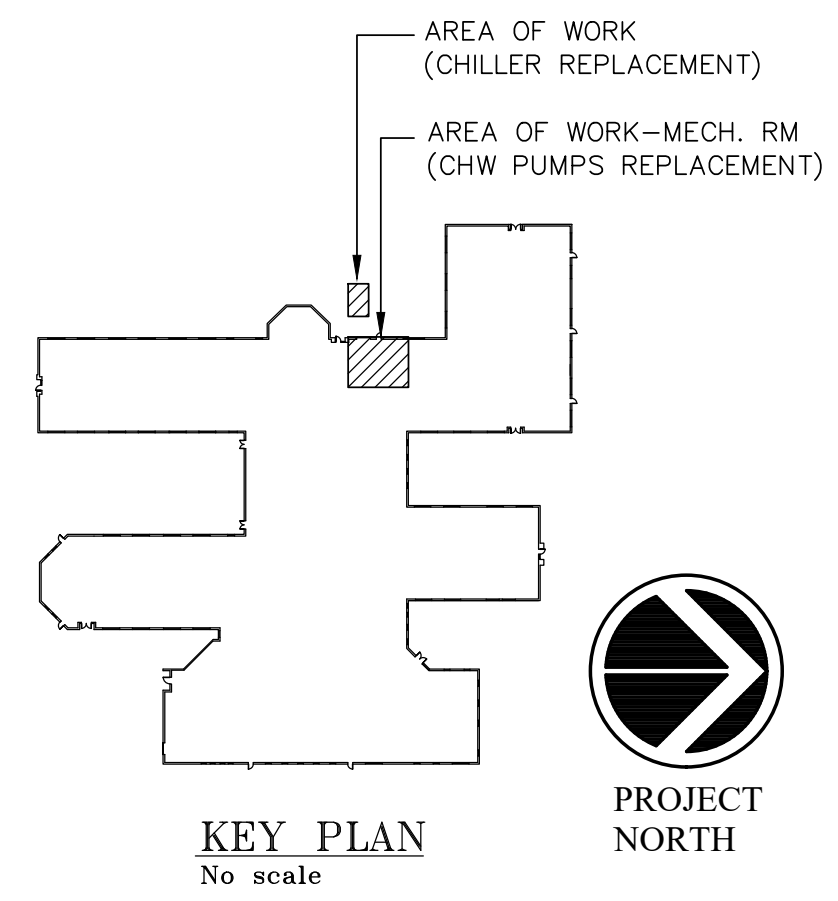


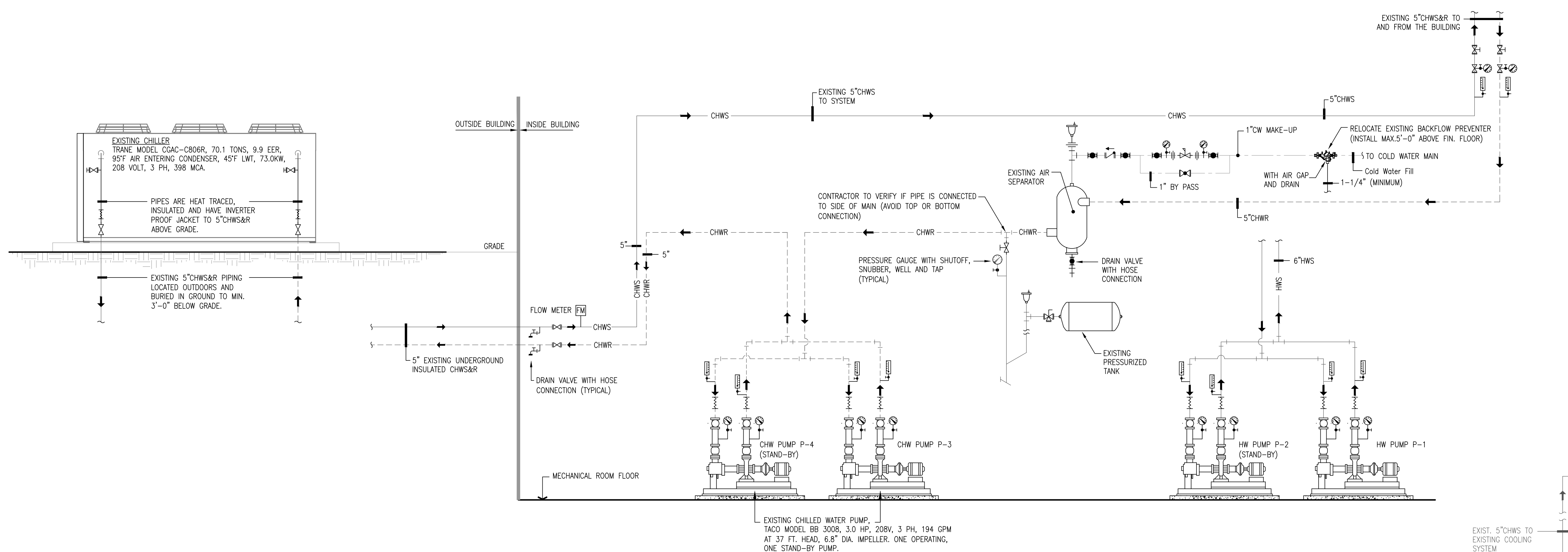
1st FLOOR LEVEL PART PLAN – MECHANICAL NEW WORK
SCALE: 1/4"=1'-0"

- GENERAL NOTES :**
1. DRAWINGS ARE DIAGRAMMATIC AND SHOW GENERAL INTENT OF WORK. ALL CONTRACTORS MUST COORDINATE WITH OTHER TRADES OTHER TRADES BEFORE PROCEEDING WITH ANY WORK.
 2. THE CONTRACTOR SHALL COORDINATE THE ROUTING AND INSTALLATION OF ALL SYSTEMS TO AVOID CONFLICTS.
 3. THE CONTRACTOR SHALL VISIT THE SITE AND FAMILIARIZE HIMSELF WITH THE EXISTING CONDITIONS PRIOR TO SUBMITTING HIS BID.
 4. THE CONTRACTOR SHALL FIELD VERIFY ALL EXISTING PIPE LOCATIONS AND SIZES.
 5. INSTALL PIPES TO ALLOW EASY ACCESS TO VALVES.
 9. THE CONTRACTOR SHALL BE RESPONSIBLE FOR ANY TEMPORARY WORK REQUIRED TO KEEP THE BUILDING OCCUPIED DURING THE CONSTRUCTION.

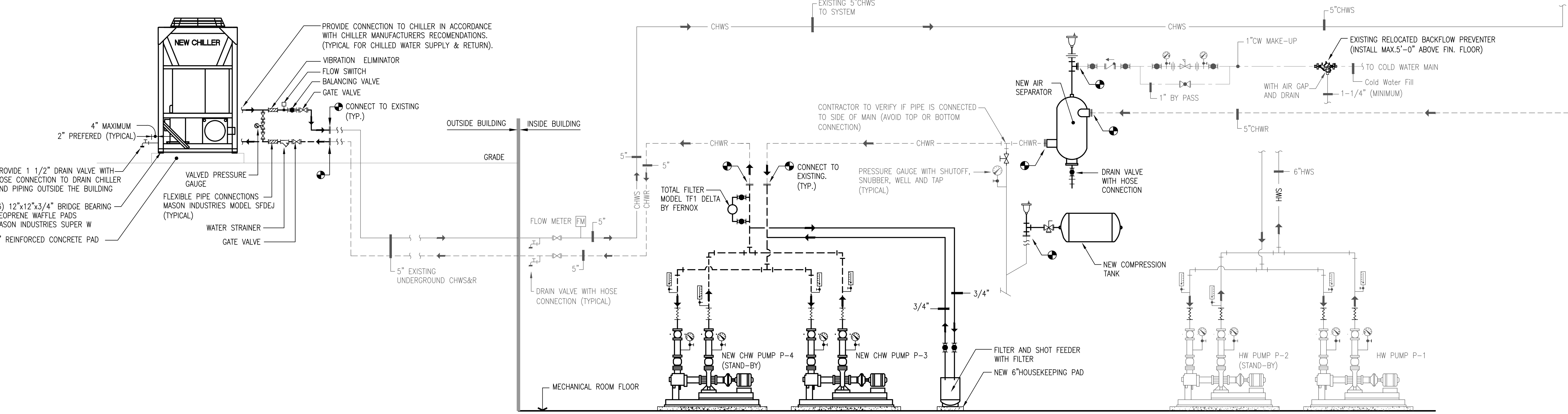
MECHANICAL SYMBOL LIST

SYMBOL	ABBREV.	DESCRIPTION
—	CHWS	CHILLED WATER SUPPLY
—	CHWR	CHILLED WATER RETURN
⊥		SHUTOFF VALVE
↑		RISER DOWN
↓		RISER UP
↕		RISE OR DROP
⊥		BRANCH-TOP CONNECTION
●	POC	POINT OF CONNECTION

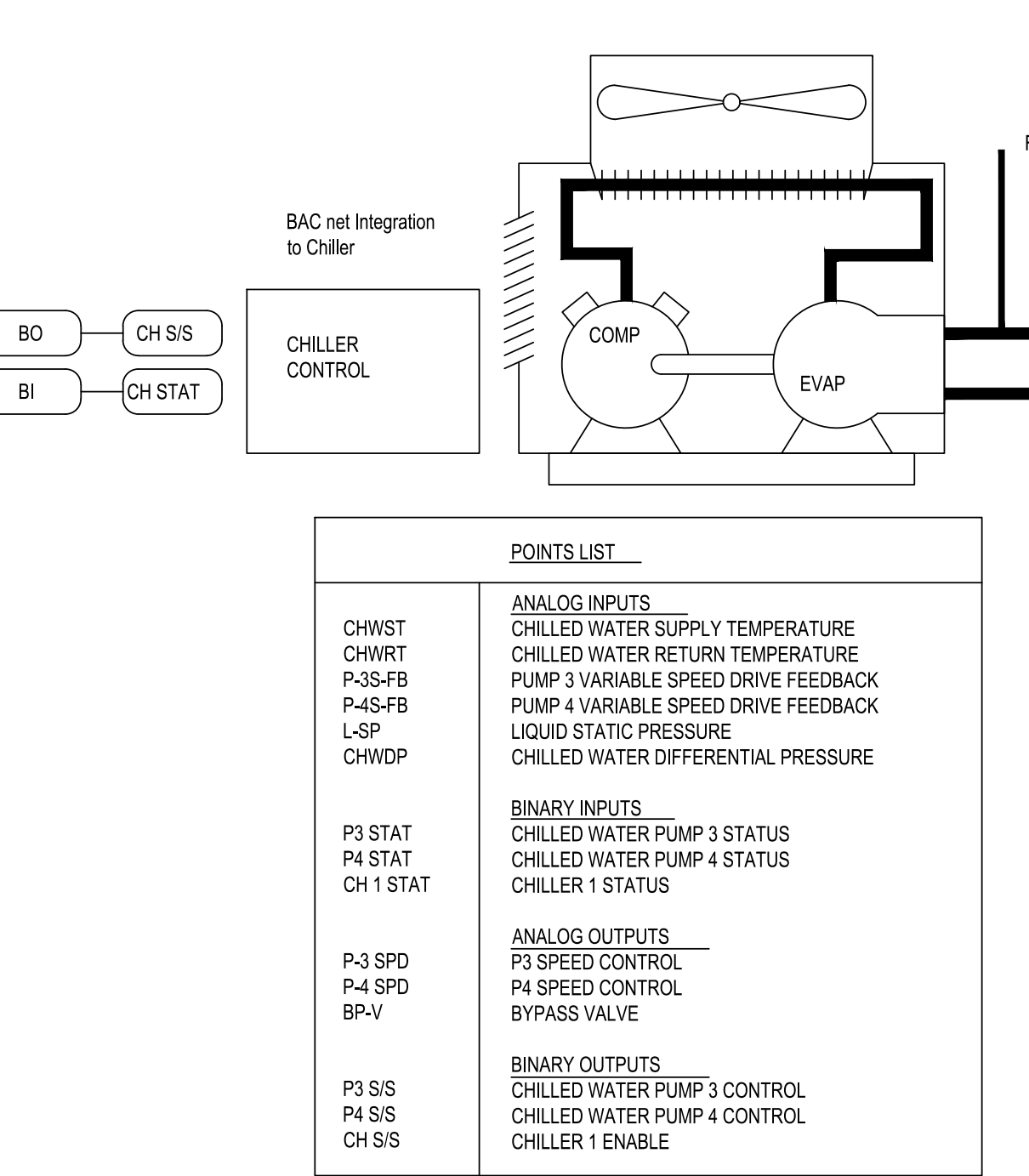




EXISTING SYSTEM SCHEMATIC PIPING DIAGRAM (FOR REFERENCE ONLY)
NO SCALE



CHILLED WATER SYSTEM SCHEMATIC PIPING DIAGRAM - NEW WORK
NO SCALE



CHILLER CONTROL DIAGRAM
NO SCALE

ENGINEERING SPECIFICATION FOR BELL & GOSSETT ROLAIRROL AIR SEPARATOR (CHILLED WATER SIDE)

Unish and install as shown on plans, a centrifugal type air separator. The unit shall have 5" flanged or grooved inlet and outlet connections tangential to the vessel shell. Vessel shell diameter to be three times the nominal inlet/outlet pipe diameter.

The unit shall have an internal stainless steel air collector tube with 5/32" diameter perforations and 63% open area designed to direct accumulated air to the compression tank via an NPT connection at top of unit.

The unit shall have a removable galvanized steel system strainer with 3/16" diameter perforations and a free area of not less than five times the cross-sectional area of the connecting pipe. A blow-down connection shall be provided to facilitate routine cleaning of the strainer.

Manufacturer to furnish data sheet specifying air collection efficiency and pressure drop at rated flow.

The air separator(s) must be designed, constructed, and stamped for 125 psig @ 350°F in accordance with Section VIII, Division 1 of the ASME Boiler and Pressure Vessel Code, and registered with the National Board of Boiler and Pressure Vessel Inspectors. The air separator(s) shall be painted with one shop coat of light gray air dry enamel.

A Manufacturer's Data Report for Pressure Vessels, Form U-1 as required by the provisions of the ASME Boiler and Pressure Vessel Code shall be furnished for each air separator upon request.

The manufacturer shall be ITT Bell & Gossett; Model R-5F

The unit shall be 23.75" long, 37.00" high, 16.00" wide, and weigh approximately 220 pounds.

ENGINEERING SPECIFICATION FOR ITT BELL & GOSSETT COMPRESSION/EXPANSION TANK (CHILLED WATER SIDE)

Existing compression tank shall be replaced in kind.

The tank shall have a 1-1/4 in. NPT system connection, and a .302"-32 charging valve connection (standard tire valve) to facilitate the on-site charging of the tank to meet system requirements. The tank must be constructed in accordance with Section VIII of the ASME Boiler and Pressure Vessel Code and stamped 125 PSI working pressure.

The tank shall be fitted with lifting rings and a floor mounting skirt for vertical installation.

CHILLER PERFORMANCE POINTS AT AHRI AMBIENT RELIEF

Point #	% Load	UNIT		EVAPORATOR			CONDENSER			
		Unit Capacity Tons	Input Power kW	Efficiency EER	Fluid Flow GPM	WPD ft H2O	ENT deg F	LWT deg F	OUT deg F	Alt. ft
1	100.0	75.17	82.88	10.88	194.0	12.1	53.30	44	95	0
2	90.0	67.65	64.42	12.60	194.0	12.1	52.30	44	89	0
3	80.0	60.13	50.38	14.32	194.0	12.1	51.40	44	83	0
4	70.0	52.62	38.71	16.31	194.0	12.1	50.50	44	77	0
5	60.0	45.10	29.54	18.32	194.0	12.1	49.60	44	71	0
6	50.0	37.58	22.91	19.69	194.0	12.1	48.60	44	65	0
7	40.0	30.07	17.52	20.60	194.0	12.1	47.70	44	59	0
8	30.0	22.55	12.58	21.51	194.0	12.1	46.80	44	55	0

VFD SCHEDULE

UNIT SERVED	MANUF.	MODEL	HP	VOLTS	PH.	REMARKS
P-3	ABB	ACH 580	3	208	3	
P-4	ABB	ACH 580	3	208	3	

PUMP SCHEDULE

PUMP No.	LOCATION	AREA SERVED	TYPE	MANUFACTURER	SERIES	MODEL	GPM	HEAD (FT)	Control Head (FT)	RPM	HP	VOLTS	PH	Duty point Pump Efficiency	SUCTION DIFFUSER			TRIPLE DUTY VALVE	REMARKS
															MODEL	SYS. SIZE	SUCT. SIDE		
P-3	MECHANICAL RM.	CHILLED WATER SYSTEM	BASE MTD.	BELL & GOSSETT	e-1510	2.5AC-es	194	37	11.1	1800	3	208	3	80.2%	DC-3X	3.0	3.0	30S-4B	1,2,3,5,6
P-4	MECHANICAL RM.	CHILLED WATER SYSTEM (STAND-BY)	BASE MTD.	BELL & GOSSETT	e-1510	2.5AC-es	194	37	11.1	1800	3	208	3	80.2%	DC-3X	3.0	3.0	30S-4B	1,2,4,5,6

REMARKS:
1. UNIT SHALL BE SEISMICALLY SUPPORTED.
2. INSTALL ACCORDING TO MANUFACTURER'S RECOMMENDATIONS.
3. OPERATING.
4. STANDBY.
5. PROVIDE WITH PREMIUM EFFICIENCY MOTOR.
6. PROVIDE VARIABLE FREQUENCY DRIVE.

PACKAGED AIR-COOLED SCROLL CHILLER

SELECTION BASED ON: DAKIN MODEL AG2076E

Fluid Type	Water
Leaving Evap. Temp.	44 deg. F
Entering Evap. Temp.	53.3 deg. F
Ambient Temperature	95 deg. F
Unit Capacity	75.17 Tons
Unit Input Power	82.88 kW
Unit Efficiency (EER)	10.88 Btu/W/h
Unit IPLV (EER)	18.03 Btu/W/h
Evaporator Flow Rate	194 gpm
Evaporator Flow Min/Max	72.3/301.3 gpm
Pressure Drop	12.1 ft H2O
Glycol Type Propylene	0
Glycol Freeze point	NA
Rated Voltage	208V, 3PH, 60 Hz
Single Point Connection	352A MCA
FLA Fan Motors (each)	7.8A
Fuse Size (recommended)	400A
Refrigerant	R-410A
Compressors	4 Scroll
Dimensions	150"Lx88"Wx99"H

UNITS USING CFC BASED REFRIGERANTS WILL NOT BE ACCEPTABLE.

CHILLER SOUND PRESSURE LEVELS DATA (with insulation)

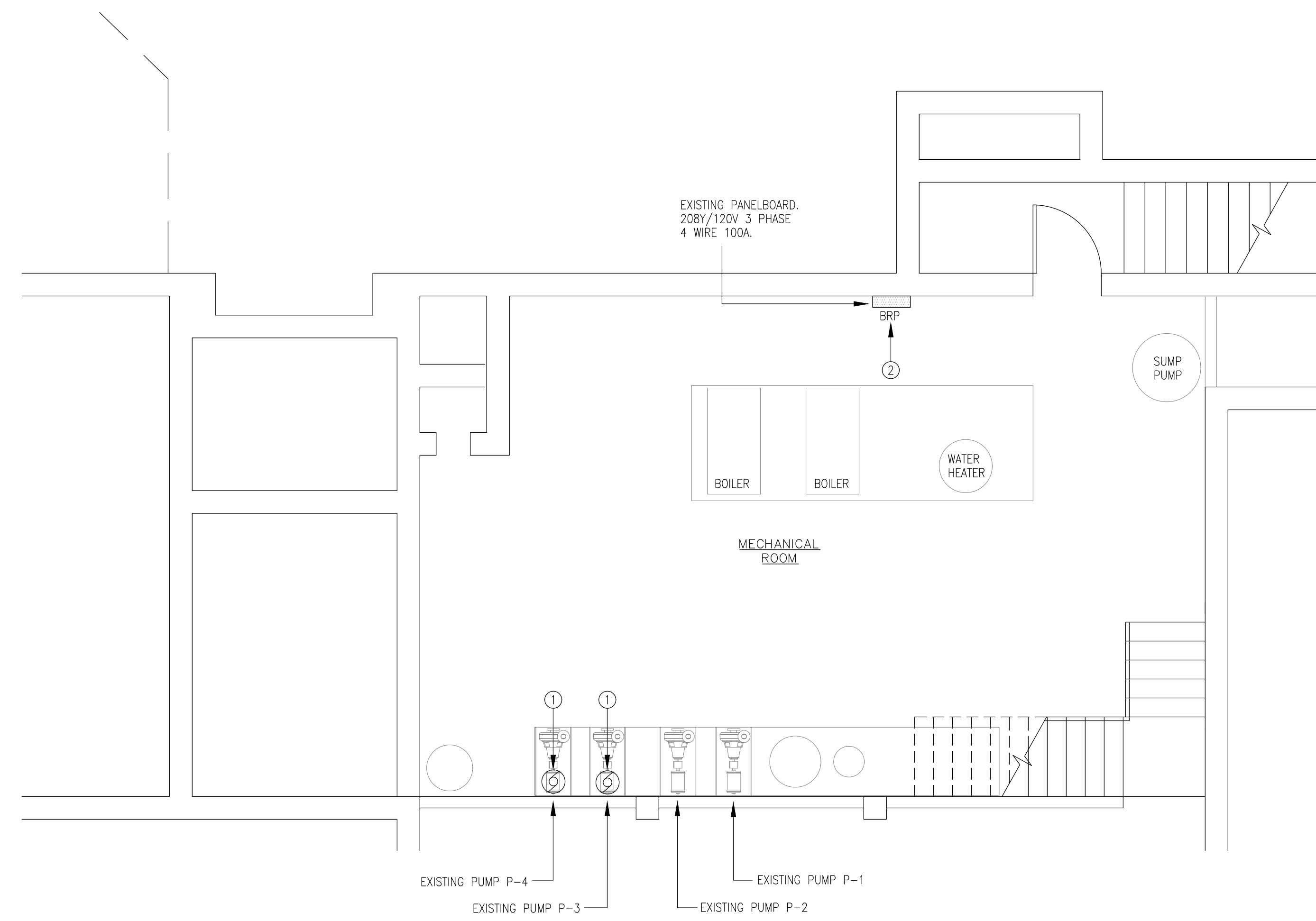
Hz	OCTIVE BAND CENTER FREQUENCY					OVERALL A-WEIGHTED		
	125	250	500	1000	2000	75% LOAD	50% LOAD	25% LOAD
DB	61	58	59	59	54	54	50	43
	61	60	58	57				

NOTE: SOUND VALUES ARE RATED IN ACCORDANCE WITH ARI STANDARD 370. SOUND PRESSURE RATINGS ARE VALUES AT 30 FT. FROM SIDES OF UNIT.

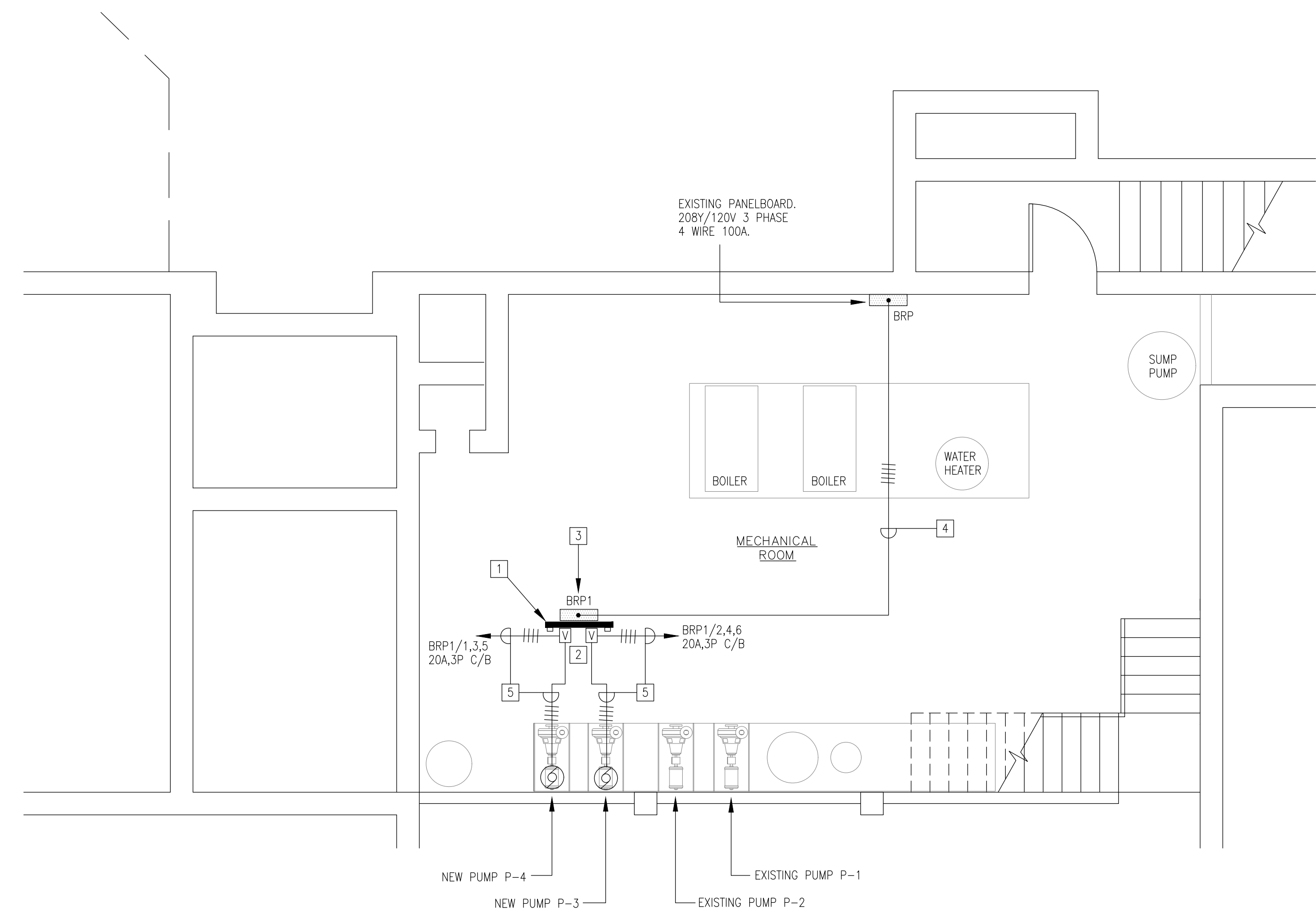
CHILLER SOUND POWER LEVELS DATA (with insulation)

Hz	OCTIVE BAND CENTER FREQUENCY					OVERALL A-WEIGHTED		
	125	250	500	1000	2000	75% LOAD	50% LOAD	25% LOAD
DB	88	85	86	86	81	81	77	70
	88	87	85	84				

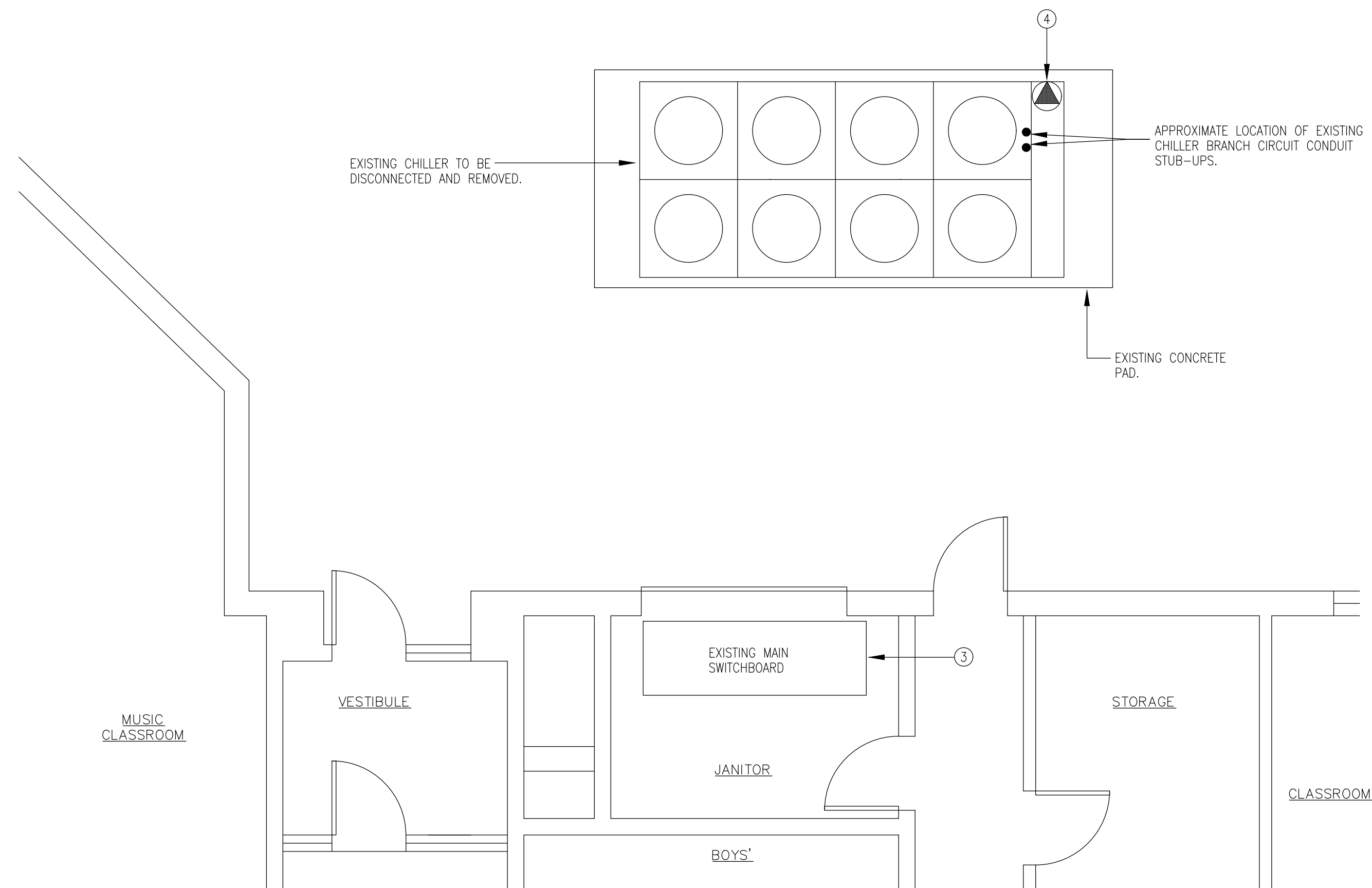
NOTE: PER ARI STANDARD 370.



BASEMENT MECHANICAL ROOM PART PLAN – ELECTRICAL DEMOLITION
SCALE: 1/4"=1'-0"



BASEMENT MECHANICAL ROOM PART PLAN – ELECTRICAL NEW WORK
SCALE: 1/4"=1'-0"

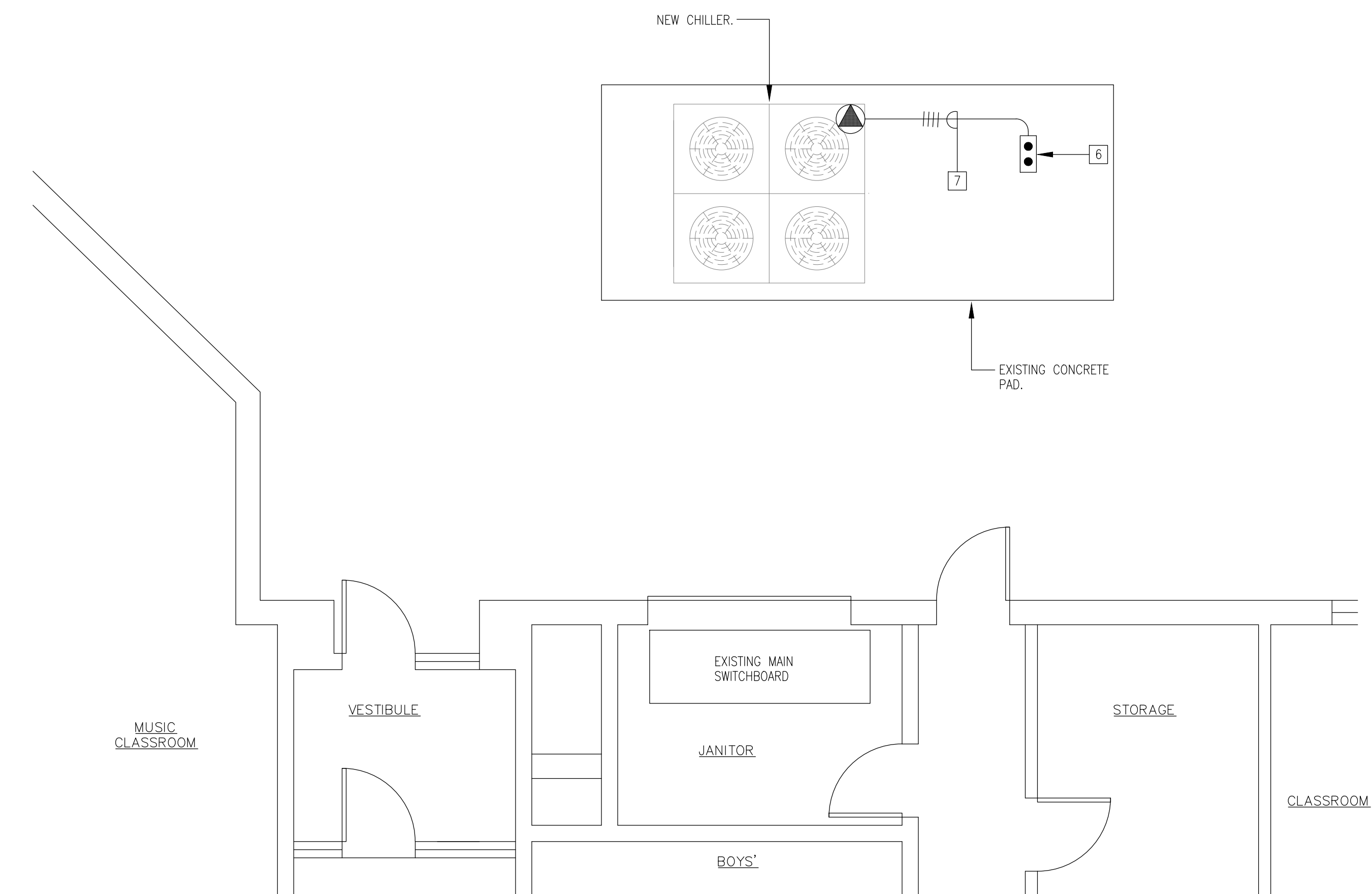


1st FLOOR PART PLAN – ELECTRICAL DEMOLITION
SCALE: 1/4"=1'-0"

- GENERAL DEMOLITION NOTES**
- A - PRIOR TO SUBMITTING BID, VISIT THE SITE AND IDENTIFY EXISTING CONDITIONS AND DIFFICULTIES THAT WILL AFFECT WORK TO BE PERFORMED. NO COMPENSATION WILL BE GRANTED FOR ADDITIONAL WORK CAUSED BY UNFAMILIARITY WITH SITE CONDITIONS THAT ARE VISIBLE OR READILY CONSTRUED BY EXPERIENCED OBSERVERS. INCLUDE IN THE BID ALL DEMOLITION WORK REQUIRED.
 - B - THE DEMOLITION DRAWINGS ARE INTENDED ONLY TO DEFINE THE GENERAL SCOPE OF DEMOLITION WORK AND TO ASSIST THE CONTRACTOR DURING BIDDING. THE DEMOLITION DRAWINGS MAY NOT SHOW EVERY ITEM WHICH MUST BE DISCONNECTED, REMOVED, OR RELOCATED IN ORDER TO FACILITATE NEW WORK. THE CONTRACTOR SHALL BE RESPONSIBLE FOR ALL DEMOLITION WORK REQUIRED WHETHER OR NOT SHOWN ON THE PLANS.
 - C - DEMOLITION WORK SHALL BE COORDINATED WITH CONSTRUCTION PHASING SO THAT EXISTING PORTIONS OF THE BUILDING REMAIN FULLY ACTIVE AND FUNCTIONAL UP UNTIL THE TIME SUCH AREAS ARE TURNED OVER TO THE CONTRACTOR FOR RENOVATION WORK.
 - D - COORDINATE AND SCHEDULE ALL WORK WITH THE OWNER TO MINIMIZE INCONVENIENCE TO THE BUILDING OCCUPANTS. ALL LIFE SAFETY SYSTEMS SHALL BE MAINTAINED IN FULLY OPERATIONAL CONDITION.
 - E - REMOVE AND/OR RELOCATE ALL EXISTING ELECTRICAL WORK AS NECESSARY FOR COORDINATION WITH THE WORK OF OTHER TRADES.
 - F - MECHANICAL EQUIPMENT SHALL BE REMOVED UNDER OTHER DIVISIONS OF THIS CONTRACT. EQUIPMENT SHALL BE DISCONNECTED UNDER THIS DIVISION.
 - G - EXISTING ELECTRICAL EQUIPMENT, WIRING, AND RACEWAYS SHALL NOT BE REUSED UNLESS SPECIFICALLY NOTED OTHERWISE.
 - H - REMOVE ALL DEMOLITION MATERIAL FROM THE JOB SITE UNLESS THE OWNER WANTS TO RETAIN ANY SUCH MATERIAL FOR HIS USE. MATERIAL REQUESTED BY THE OWNER FOR SALVAGE SHALL BE DELIVERED TO THE OWNER'S DESIGNATED MATERIAL STORAGE AREA.

ELECTRICAL DEMOLITION WORK NOTES

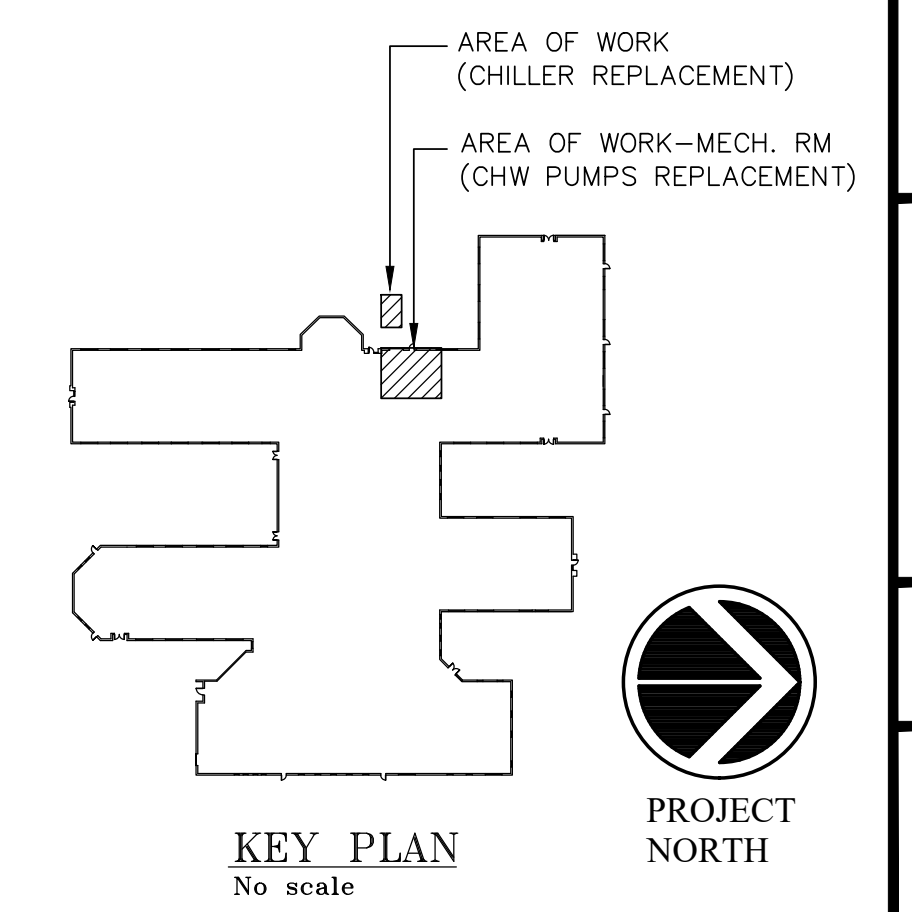
TAG	ACTION
1	DISCONNECT AND REMOVE EXISTING PUMP POWER CONNECTION, STARTER, DISCONNECT SWITCH, AND ASSOCIATED WIRING. DISCONNECT AND REMOVE BRANCH CIRCUIT WIRING BACK TO PANELBOARD BRP.
2	DISCONNECT AND REMOVE EXISTING PUMPS 20A,3P C/B BRP/2,4,6 FROM PANELBOARD AND REPLACE WITH A NEW 45A,3P C/B. UPDATE THE PANELBOARD DIRECTORY INDICATING CIRCUIT BREAKER 2,4,6 IS FOR SUB-PANEL BRP1.
3	REMOVE THE EXISTING 3 - 450A FUSES IN THE EXISTING MAIN SWITCHBOARD SERVING THE CHILLER AND REPLACE WITH 3 NEW 400A FUSES.
4	DISCONNECT EXISTING CHILLER POWER CONNECTION. RETAIN EXISTING INCOMING BRANCH CIRCUIT CONDUCTORS AND CONDUIT STUB-UPS. THE EXISTING WIRING IS 2 SETS OF #300 kcmil, EACH SET IN 3" CONDUIT. PREP THE EXISTING BRANCH CIRCUIT CONDUITS AND CONDUCTORS FOR RECONNECTION AND EXTENSION TO NEW CHILLER.



1st FLOOR PART PLAN – ELECTRICAL NEW WORK
SCALE: 1/4"=1'-0"

ELECTRICAL NEW WORK NOTES

TAG	ACTION
1	PROVIDE 3/4" THICK PLYWOOD BACKBOARD PAINTED WITH 2 COATS OF LIGHT GRAY FIRE RESISTANT PAINT. SUPPORT THE BACK BOARD WITH FLOOR MOUNTED UNISTRUT STANDOFFS.
2	INSTALL NEW PUMP VFD'S FURNISHED BY MECHANICAL CONTRACTOR.
3	PROVIDE A NEW SURFACE MOUNT 208Y/120V, 3 PHASE, 4 WIRE, 100A MAIN LUG, 10K A.I.C., 18 SPACE, COPPER BUS PANELBOARD WITH 2 - 20A,3P AND 2 - 30A,1P BRANCH CIRCUIT BREAKERS. MOUNT THE PANELBOARD TO PLYWOOD BACKBOARD.
4	PROVIDE 4 X #6 AWG THWN-2 AND 1 X #10 AWG THWN-2 IN 1" EMT CONDUIT FROM NEW 45A,3P C/B IN EXISTING PANELBOARD BRP TO NEW PANELBOARD BRP1.
5	PROVIDE BRANCH CIRCUIT WIRING FROM 20A,3P C/B IN NEW PANELBOARD BRP1 TO VFD AND FROM THE VFD TO NEW PUMP. WIRING TO BE 4 X #12 AWG THWN-2 IN 3/4" EMT CONDUIT. MAKE FINAL CONNECTION TO PUMP WITH FLEXIBLE METAL CONDUIT.
6	PROVIDE A WEATHER PROOF 18" SQ. X 8"D PULL BOX AND CONNECT TO EXISTING CHILLER BRANCH CIRCUIT CONDUIT STUB-UPS. PROVIDE 2 SETS OF 3 X #3/0 AWG THWN-2 AND 1 X #2 THWN-2 GND. AND SPLICE TO EXISTING BRANCH CIRCUIT CONDUCTORS INSIDE PULL BOX.
7	PROVIDE 2 - 2 1/2" C. WITH 3 X #3/0 AWG THWN-2 AND 1 X #2 THWN-2 GND. IN EACH FROM PULL BOX TO CHILLER. MAKE FINAL CONNECTION TO CHILLER WITH LIQUID-TIGHT FLEXIBLE METAL CONDUIT.



REVISIONS

ISRAEL PUTNAM ELEMENTARY SCHOOL
CHILLER REPLACEMENT
MERIDEN, CONNECTICUT

BEMIS ASSOCIATES, L.L.C.
Consulting Engineers
185 Main Street
Farmington, CT 06032
Tel: (860) 321-7070
www.bemisassociates.com

BIA

TITLE
ELECTRICAL DEMOLITION and NEW WORK PART PLANS

DATE 12/10/2020

DWG. NO.
E1.1